

US00D597648S

(12) **United States Design Patent**  
**Heflin, III**

(10) **Patent No.:** **US D597,648 S**

(45) **Date of Patent:** **\*\* Aug. 4, 2009**

(54) **AIR FRESHENER DEVICE**

(75) Inventor: **Robert H. Heflin, III**, Hockessin, DE (US)

(73) Assignee: **Brandywine Product Group International Inc.**, Wilmington, DE (US)

(\*\*) Term: **14 Years**

(21) Appl. No.: **29/331,605**

(22) Filed: **Jan. 29, 2009**

(51) **LOC (9) Cl.** ..... **28-99**

(52) **U.S. Cl.** ..... **D23/367**

(58) **Field of Classification Search** ..... D23/355-369; 261/DIG. 17, DIG. 42, DIG. 65, DIG. 88, 261/DIG. 89; 239/34-37, 44, 45, 53, 54, 239/57, 60, 136, 152, 302, 326; 392/386, 392/390, 392, 394, 395; D28/5, 6; D11/99, D11/106

See application file for complete search history.

(56) **References Cited**

**U.S. PATENT DOCUMENTS**

D137,527 S	3/1944	Ross	
2,507,899 A	5/1950	Gilowitz	
D198,786 S	8/1964	Friedman	
4,919,981 A	4/1990	Levey et al.	
D322,309 S *	12/1991	King	..... D23/367
D344,582 S	2/1994	Williams	
D379,651 S	6/1997	Rondeau	
D381,444 S	7/1997	Yuen	
D422,350 S	4/2000	Wu	
D481,115 S	10/2003	Wu	
D521,139 S	5/2006	Wu	
D522,119 S *	5/2006	Baraky et al.	..... D23/366
D551,785 S *	9/2007	Montgomery	..... D26/26
D553,230 S *	10/2007	Caserta et al.	..... D23/360
2005/0084413 A1	4/2005	Stanley	

\* cited by examiner

*Primary Examiner*—Sandra Snapp

(74) *Attorney, Agent, or Firm*—Connolly Bove Lodge & Hutz LLP

(57) **CLAIM**

The ornamental design for an air freshener device, as shown and described.

**DESCRIPTION**

FIG. 1 is a front perspective view of a first embodiment of the claimed design for an air freshener device;

FIG. 2 is a front elevational view of the air freshener device of FIG. 1;

FIG. 3 is a rear elevational view of the air freshener device of FIG. 1;

FIG. 4 is a left side elevational view of the air freshener device of FIG. 1, wherein the right side elevational view is a mirror image thereof;

FIG. 5 is a top plan view of the air freshener device of FIG. 1, wherein the bottom plan view is a mirror image thereof;

FIG. 6 is a rear perspective view of the air freshener device of FIG. 1;

FIG. 7 is a front perspective view of a second embodiment of the claimed design for an air freshener device;

FIG. 8 is a front elevational view of the air freshener device of FIG. 7;

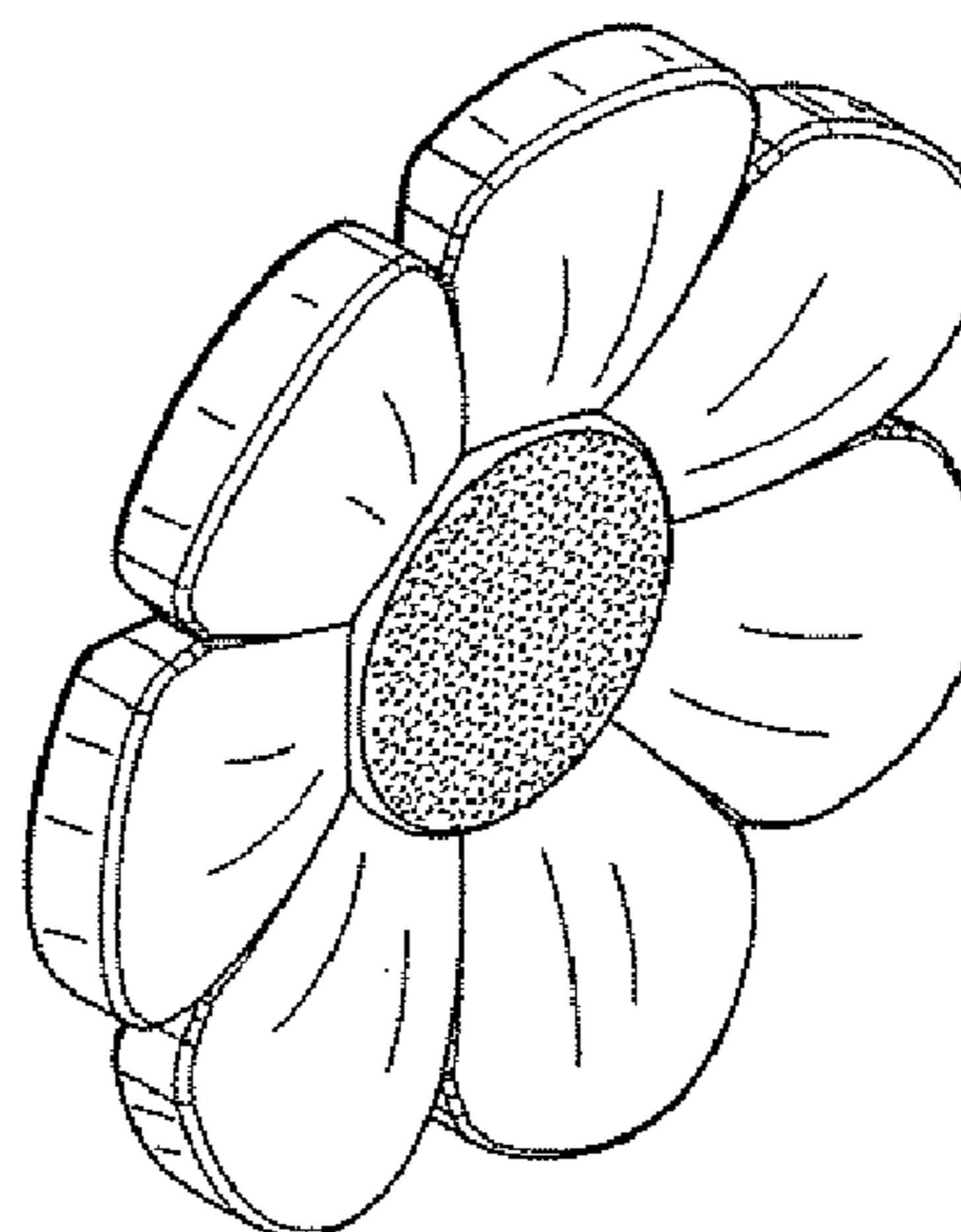

FIG. 9 is a rear elevational view of the air freshener device of FIG. 7;

FIG. 10 is a left side elevational view of the air freshener device of FIG. 7, wherein the right side elevational view is a mirror image thereof;

FIG. 11 is a top plan view of the air freshener device of FIG. 7, wherein the bottom plan view is a mirror image thereof; and,

FIG. 12 is a rear perspective view of the air freshener device of FIG. 7.

**1 Claim, 2 Drawing Sheets**






FIG. 1




FIG. 2

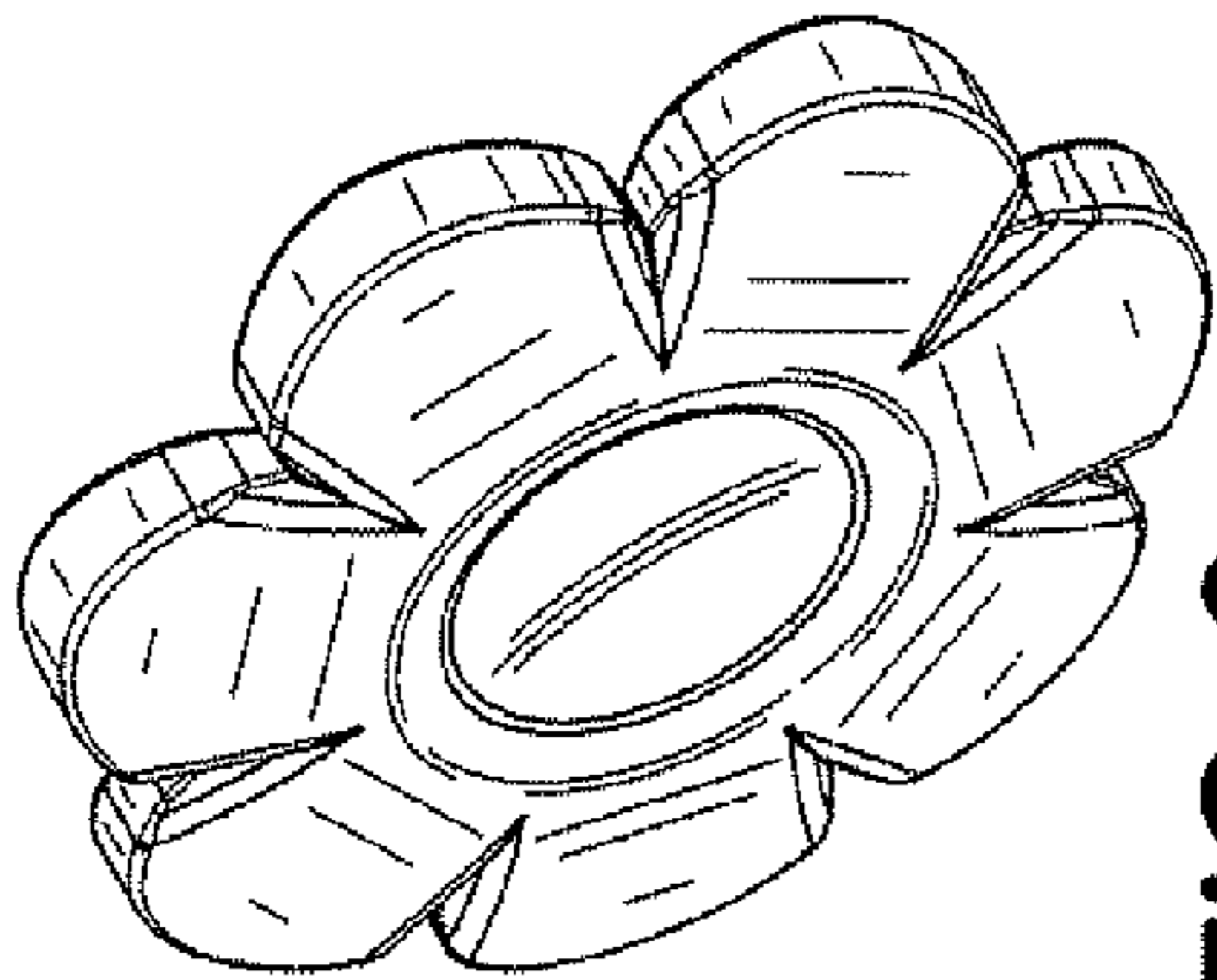


FIG. 6

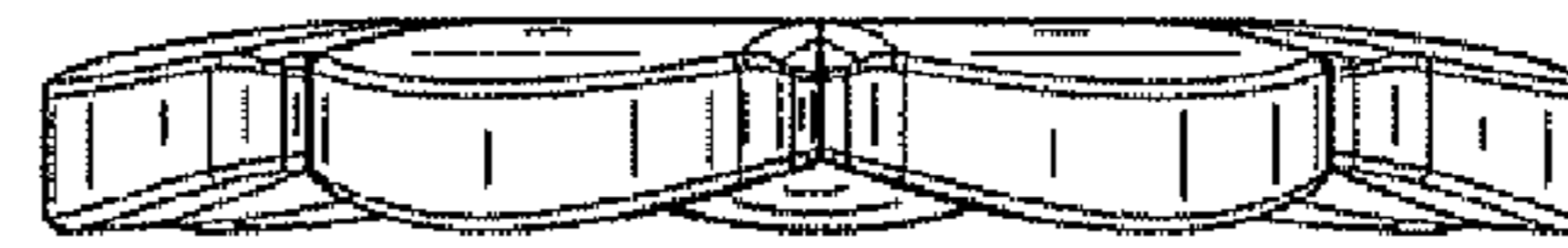


FIG. 4

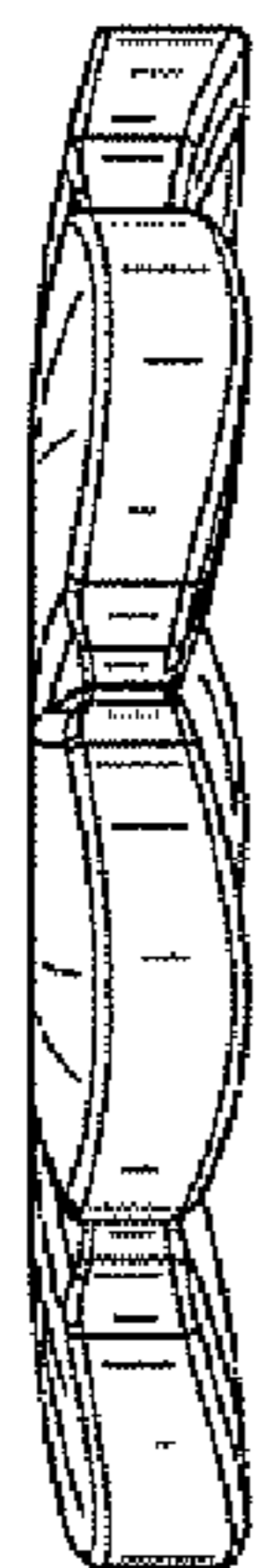


FIG. 5




FIG. 3

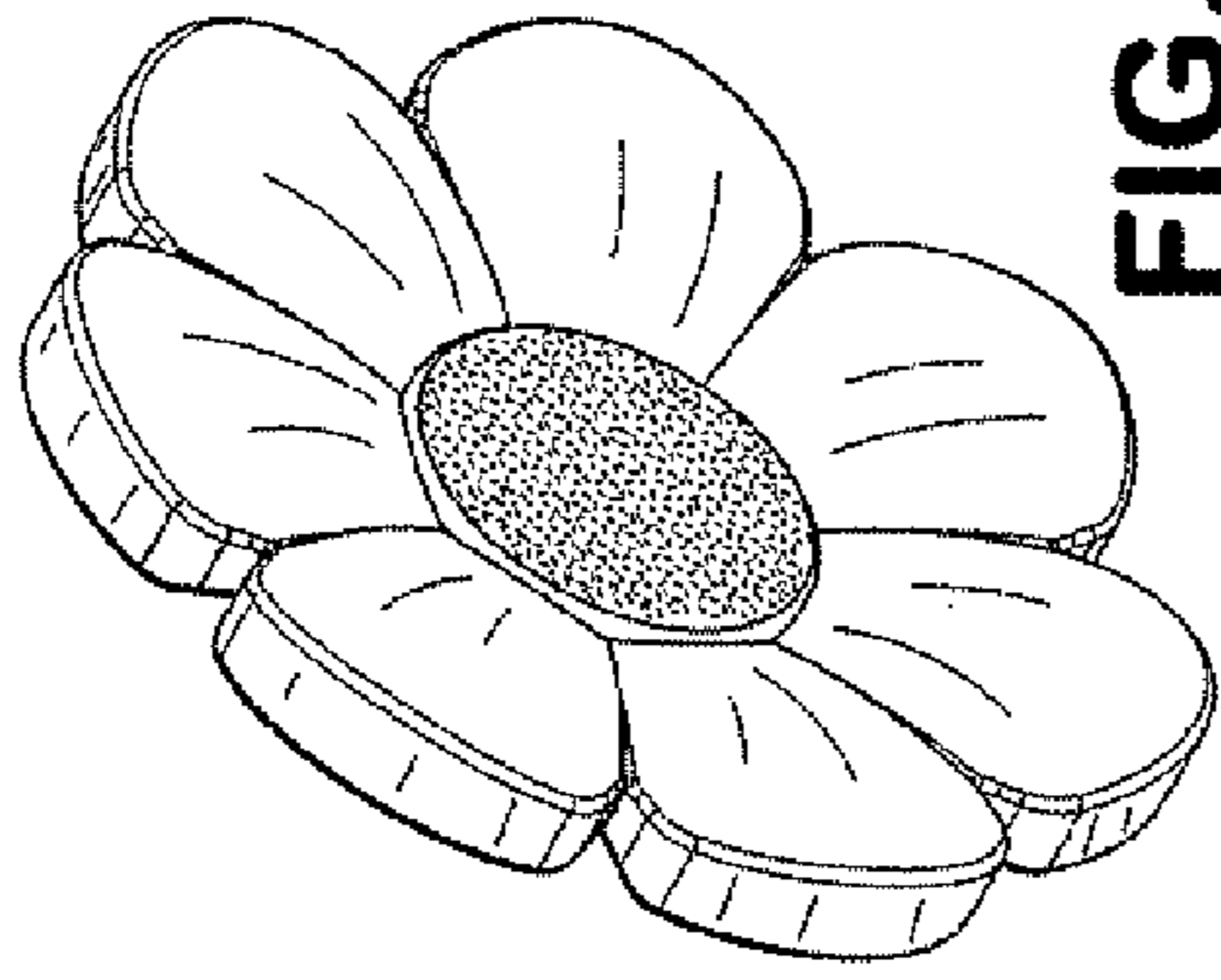


FIG. 7




FIG. 8

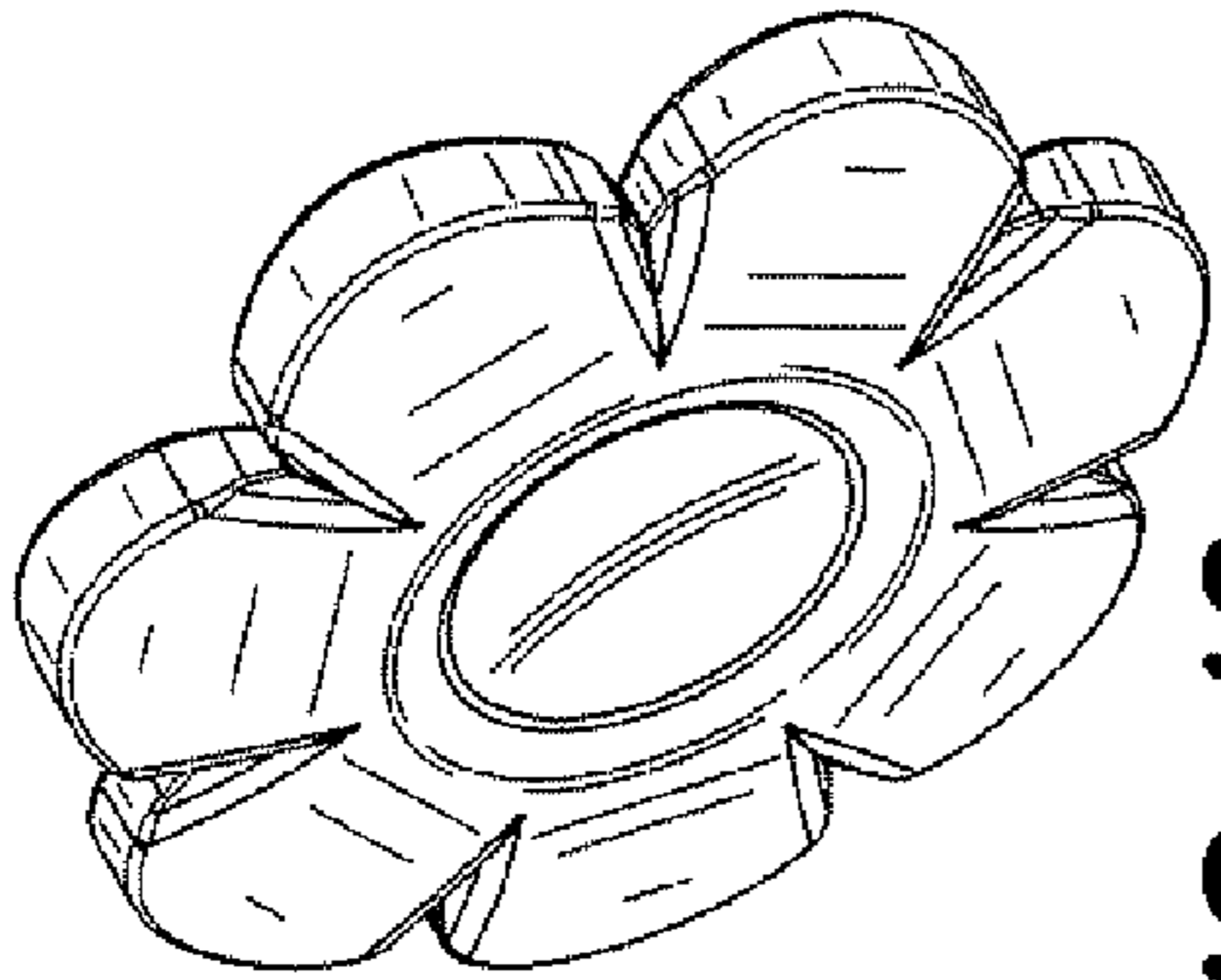


FIG. 12

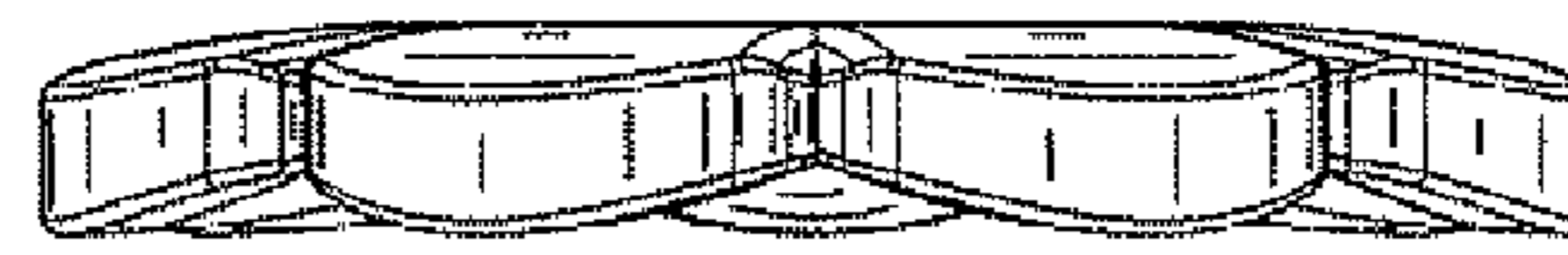


FIG. 10

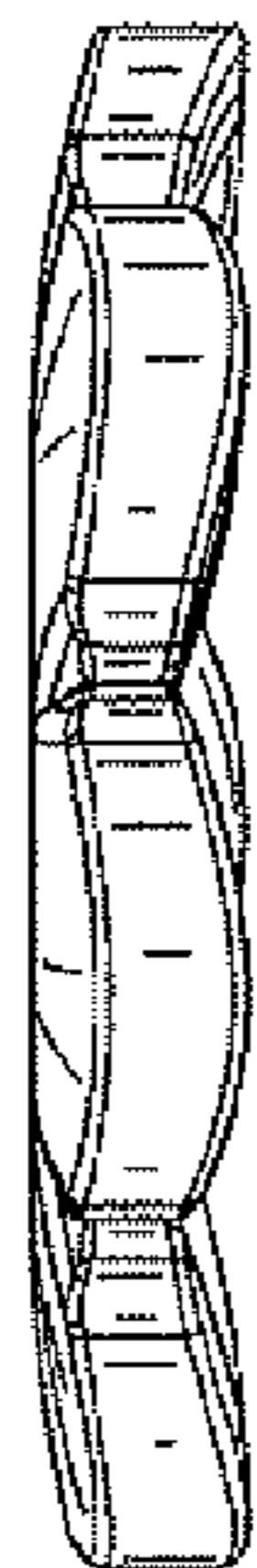


FIG. 11




FIG. 9