



US00D597644S

(12) **United States Design Patent**
Wu

(10) **Patent No.:** **US D597,644 S**

(45) **Date of Patent:** **** Aug. 4, 2009**

(54) **AIR FRESHENER DEVICE**

(75) Inventor: **Henry Wu, Shing-Tien (TW)**

(73) Assignee: **Aromate Industries Co., Ltd. (TW)**

(**) Term: **14 Years**

(21) Appl. No.: **29/313,784**

(22) Filed: **Feb. 11, 2009**

(51) **LOC (9) Cl.** **28-99**

(52) **U.S. Cl.** **D23/366**

(58) **Field of Classification Search** D23/355-369;
261/DIG. 17, DIG. 42, DIG. 65, DIG. 88,
261/DIG. 89; 239/34-37, 44, 45, 53, 54,
239/57, 60, 136, 152, 302, 326; 392/386,
392/390, 392, 394, 395; D28/5, 6; D6/300,
D6/310

See application file for complete search history.

(56) **References Cited**

U.S. PATENT DOCUMENTS

| | | | | | |
|-----------|-----|---------|---------------|-------|---------|
| 4,327,961 | A * | 5/1982 | Kladitis | | 359/512 |
| D303,179 | S * | 9/1989 | Evenson | | D6/301 |
| D305,703 | S * | 1/1990 | Wang | | D6/314 |
| D379,220 | S * | 5/1997 | Ellwood | | D23/364 |
| D407,809 | S * | 4/1999 | Hammond | | D23/366 |
| D445,263 | S * | 7/2001 | Malamud | | D6/310 |
| D476,726 | S * | 7/2003 | Rosenberg | | D23/366 |
| D479,742 | S * | 9/2003 | Hollingsworth | | D23/366 |
| D481,785 | S * | 11/2003 | Koike | | D23/355 |

| | | | | | |
|-----------|------|---------|---------------------|-------|---------|
| 7,188,780 | B2 * | 3/2007 | Martens, III | | 239/35 |
| 7,213,770 | B2 * | 5/2007 | Martens et al. | | 239/57 |
| D548,827 | S * | 8/2007 | Pivert et al. | | D23/366 |
| D561,887 | S * | 2/2008 | Friedman et al. | | D23/366 |
| D568,456 | S * | 5/2008 | Hollingsworth | | D23/366 |
| 7,426,799 | B2 * | 9/2008 | Christianson et al. | | 40/725 |
| 7,441,360 | B2 * | 10/2008 | Christianson et al. | | 40/725 |

* cited by examiner

Primary Examiner—Sandra Snapp

(74) *Attorney, Agent, or Firm*—Ira S. Dorman

(57) **CLAIM**

The ornamental design for an air freshener device, as shown.

DESCRIPTION

FIG. 1 is a front perspective view of an air freshener device embodying the present invention;

FIG. 2 is a front view of the air freshener device;

FIG. 3 is a rear view of the air freshener device;

FIG. 4 is a left end view of the air freshener device (in the orientation shown in FIG. 1);

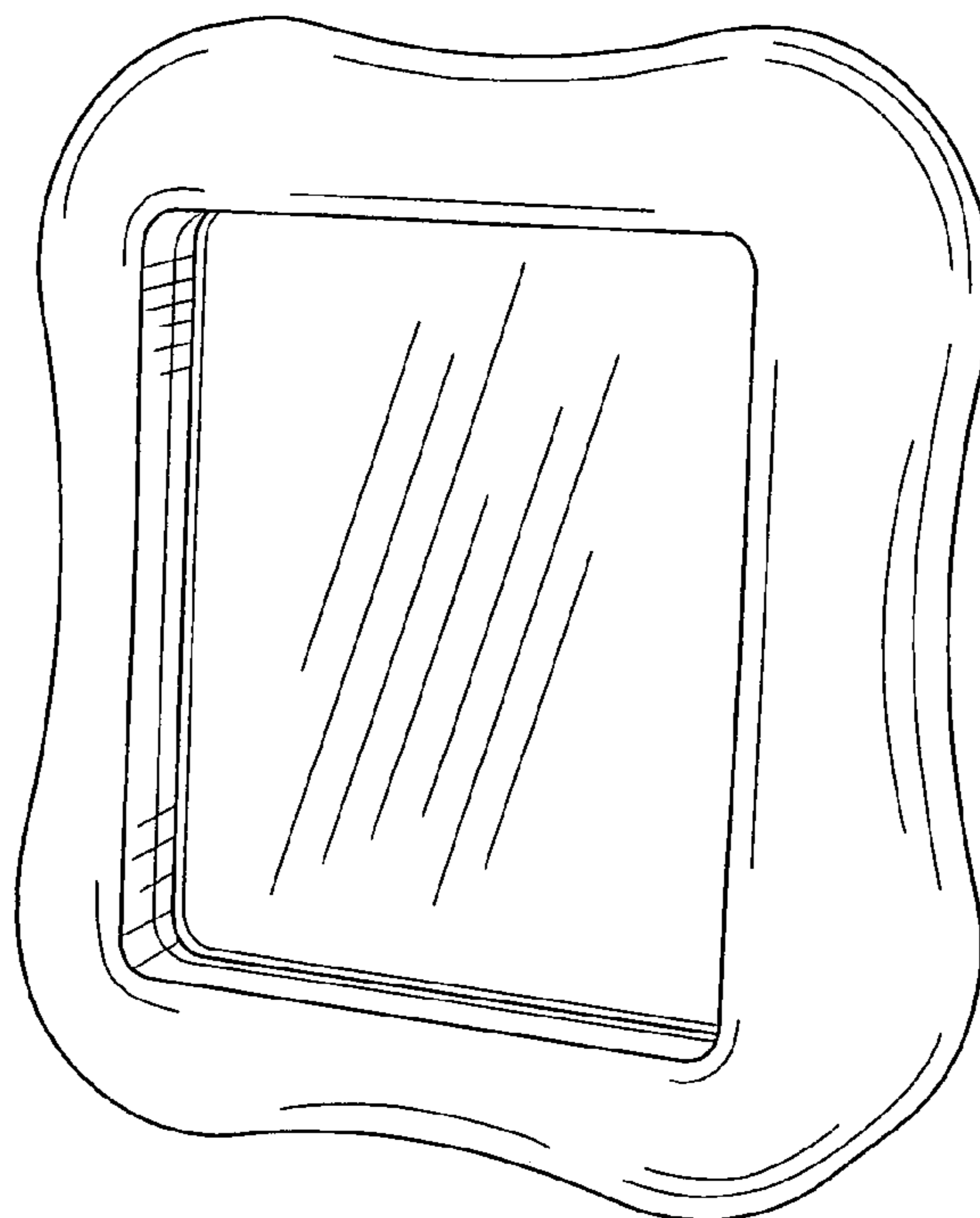
FIG. 5 is a right end view of the air freshener device;

FIG. 6 is a top plan view of the air freshener device; and,

FIG. 7 is a bottom view of the air freshener device.

The broken lines shown in the drawings are for illustrative purposes only and form no part of the claimed design.

1 Claim, 7 Drawing Sheets






FIG. 1




FIG. 2

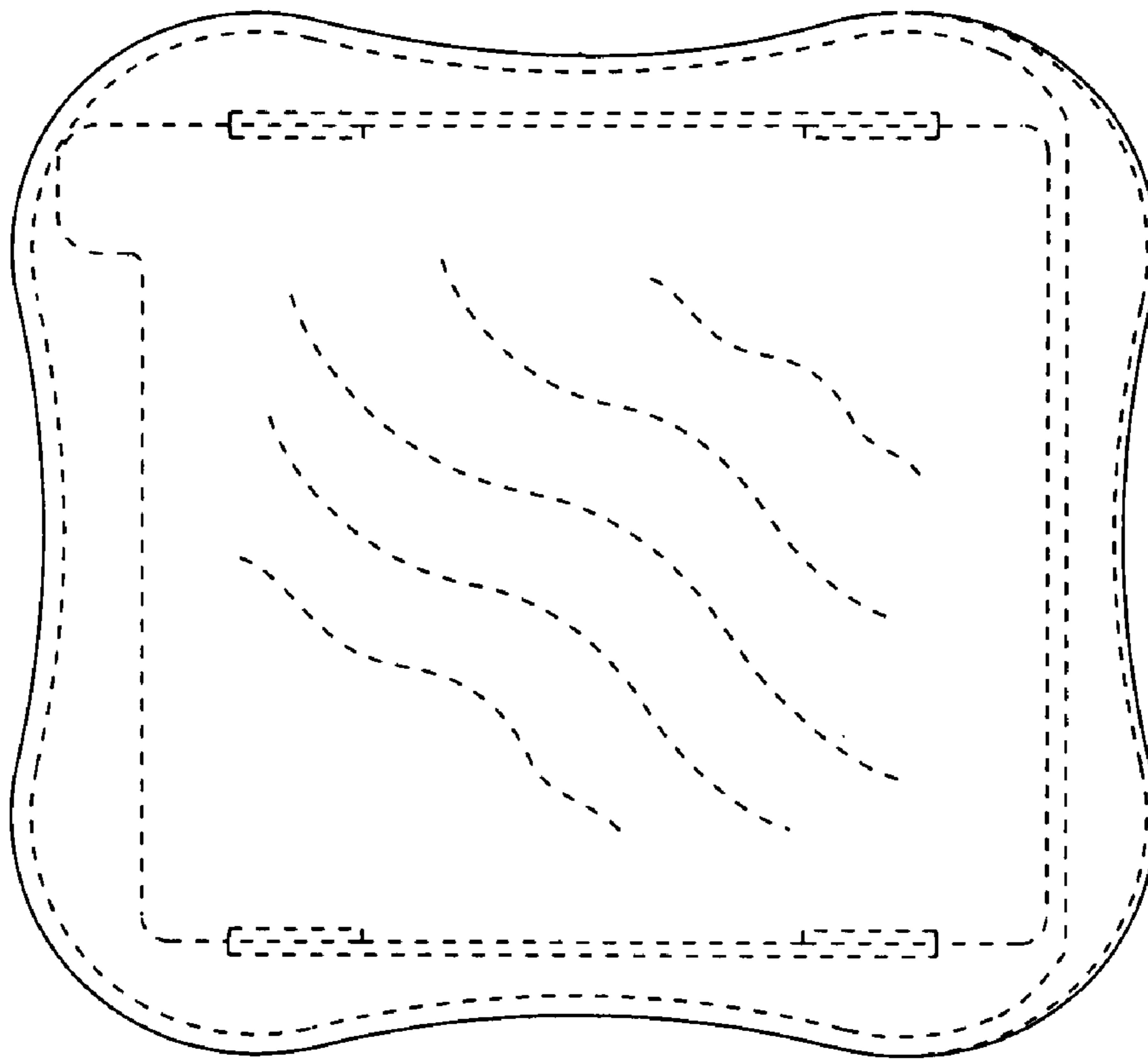


FIG. 3




FIG. 4




FIG. 5




FIG. 6




FIG. 7