



US00D597627S

(12) **United States Design Patent**  
**Janich et al.**

(10) **Patent No.:** **US D597,627 S**

(45) **Date of Patent:** **\*\* Aug. 4, 2009**

(54) **DAGGER**

D515,172 S \* 2/2006 Farrell, III ..... D22/118  
D517,640 S \* 3/2006 Hibben et al. .... D22/118  
D561,296 S \* 2/2008 Frank ..... D22/118

(75) Inventors: **Michael D. Janich**, Longmont, CO  
(US); **Brent M. Beshara**, Stayner (CA);  
**Eric M. Yeates**, Virginia Beach, VA (US)

\* cited by examiner

(73) Assignee: **Blackhawk Industries Product Group**  
**Unlimited LLC**, Norfolk, VA (US)

*Primary Examiner*—Catherine R Oliver

(74) *Attorney, Agent, or Firm*—Bowman Green Hampton &  
Kelly, PLLC

(\*\*) Term: **14 Years**

(57) **CLAIM**

(21) Appl. No.: **29/312,496**

The ornamental design for a dagger, as shown and described.

(22) Filed: **Oct. 24, 2008**

**DESCRIPTION**

(51) **LOC (9) Cl.** ..... **22-02**

FIG. 1 is a front perspective view of the dagger, showing our new design;

(52) **U.S. Cl.** ..... **D22/118**

FIG. 2 is a front view thereof, the rear view being a mirror image thereof;

(58) **Field of Classification Search** ..... D22/118;  
30/294–295, 151–154, 160, 299, 314, 355;  
D8/95, 98–99

FIG. 3 is a right side view thereof, the left side view being a mirror image thereof;

See application file for complete search history.

FIG. 4 is a bottom view thereof; and,

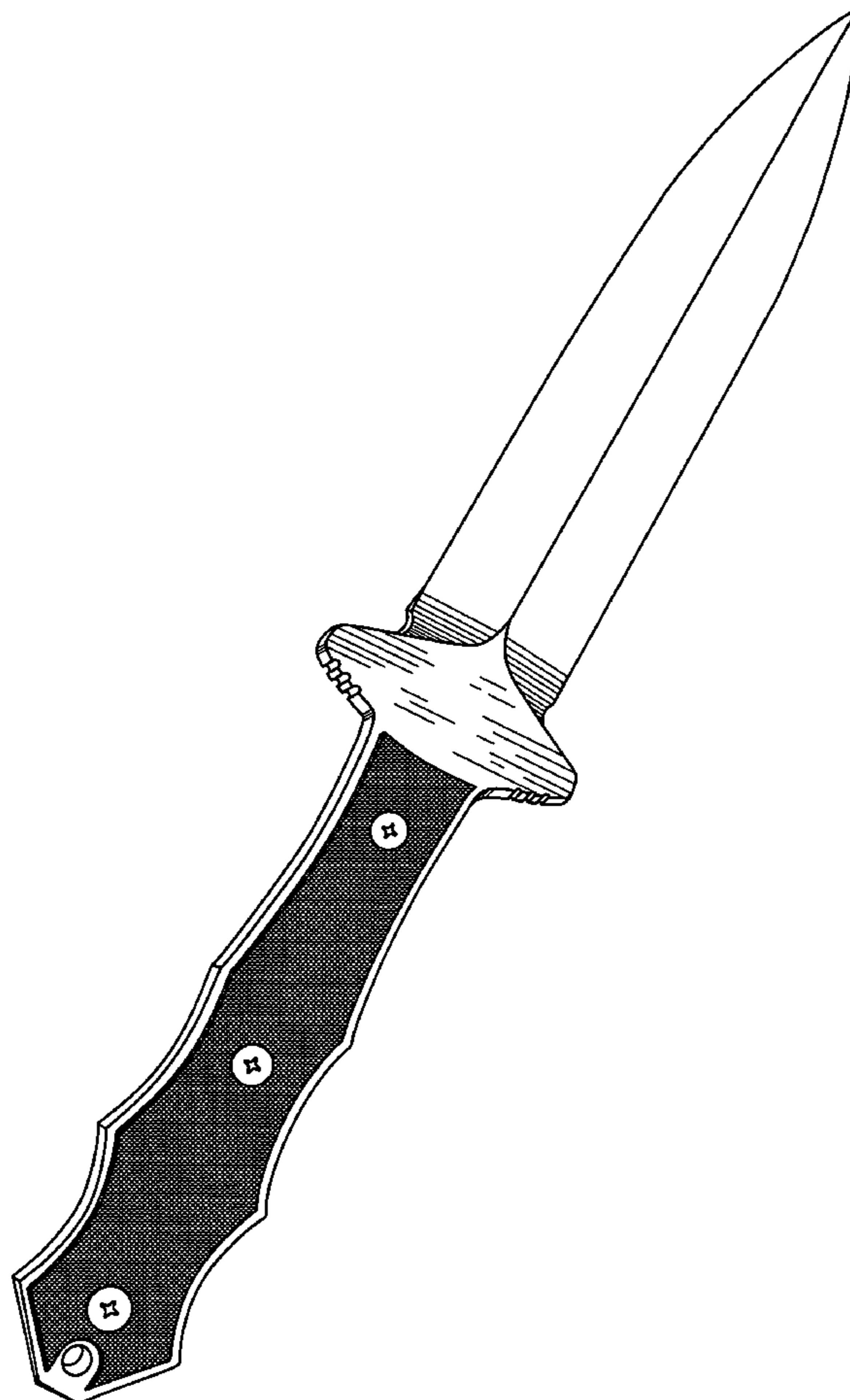
(56) **References Cited**

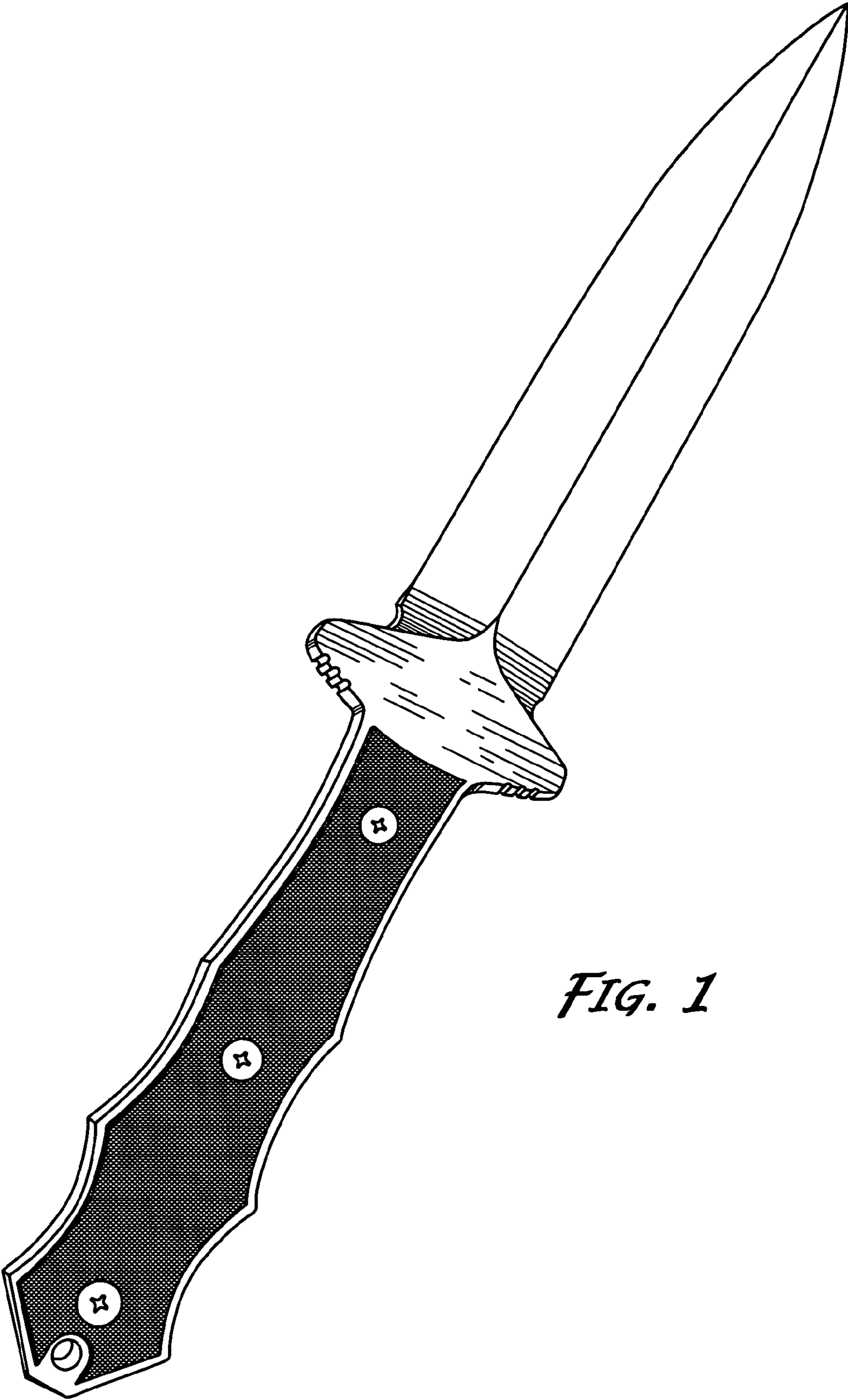
FIG. 5 is a top view thereof.

**U.S. PATENT DOCUMENTS**


D473,617 S \* 4/2003 Rae ..... D22/118

**1 Claim, 3 Drawing Sheets**

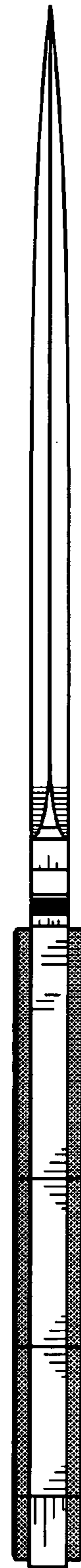




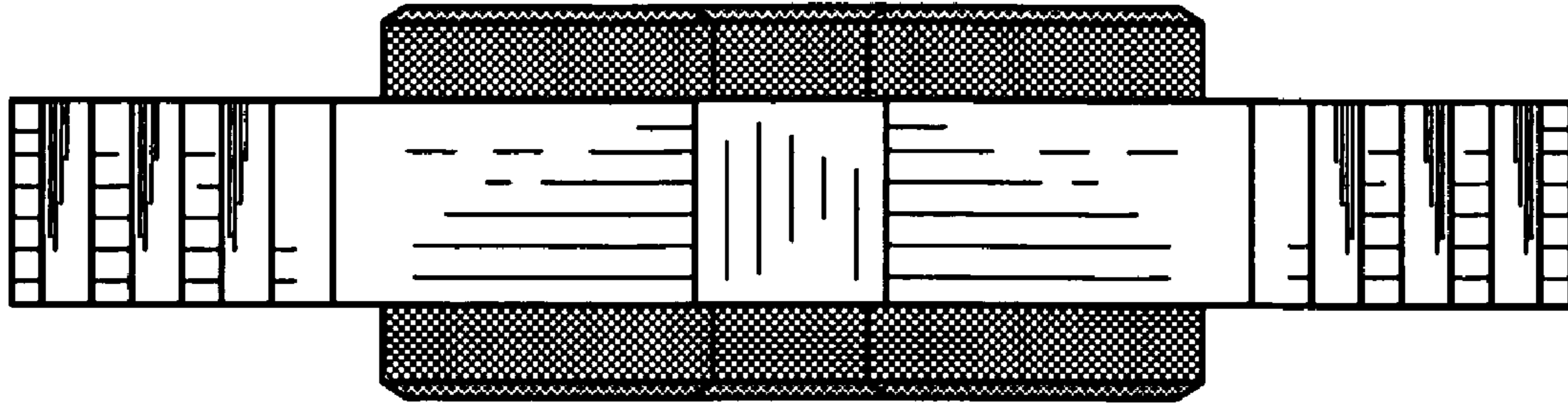
*FIG. 1*



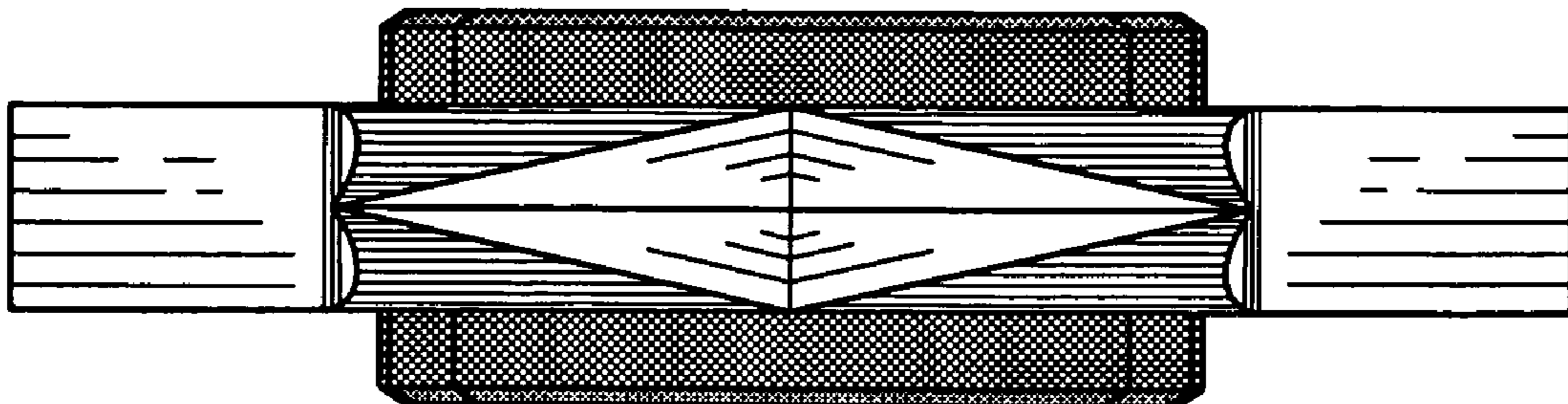
*FIG. 2*



*FIG. 3*



*FIG. 4*



*FIG. 5*