



US00D597619S

(12) **United States Design Patent**
Yi et al.

(10) **Patent No.:** **US D597,619 S**

(45) **Date of Patent:** **** Aug. 4, 2009**

(54) **WOOD-TYPE GOLF CLUB HEAD**

(75) Inventors: **Sang S. Yi**, Carlsbad, CA (US); **Joseph Henry Hoofman**, Carlsbad, CA (US); **Robert Nunez**, San Diego, CA (US); **Craig Kevin Barez**, Temecula, CA (US); **Sean Toulon**, Vista, CA (US); **Thomas Olsavsky**, Oceanside, CA (US)

D553,703 S 10/2007 Hoffman et al.
D568,953 S 5/2008 Harbert et al.
D569,465 S 5/2008 Yi et al.
D578,587 S 10/2008 Hoffman et al.
D579,064 S 10/2008 Beach et al.
D579,065 S 10/2008 Yi et al.
D579,066 S 10/2008 Dipert et al.
D579,067 S 10/2008 Hoffman et al.

* cited by examiner

(73) Assignee: **Taylor Made Golf Company, Inc.**, Carlsbad, CA (US)

Primary Examiner—Mitchell I Siegel

(74) *Attorney, Agent, or Firm*—Klarquist Sparkman, LLP

(**) Term: **14 Years**

(57) **CLAIM**

(21) Appl. No.: **29/310,649**

We claim the ornamental design for a wood-type golf club head, as shown and described.

(22) Filed: **Aug. 29, 2008**

(51) **LOC (9) Cl.** **21-02**

(52) **U.S. Cl.** **D21/752**

(58) **Field of Classification Search** D21/733,
D21/752, 759; 473/324–331, 343–346
See application file for complete search history.

DESCRIPTION

FIG. 1 is a perspective view of a wood-type golf club head, as viewed from the rear, bottom, and one side, according to one embodiment.

FIG. 2 is a front elevation view of the wood-type golf club head of FIG. 1.

FIG. 3 is a side elevation view of the toe of the wood-type golf club head of FIG. 1.

FIG. 4 is a side elevation view of the heel of the wood-type golf club head of FIG. 1.

FIG. 5 is a rear elevation view of the wood-type golf club head of FIG. 1.

FIG. 6 is a top plan view of the wood-type golf club head of FIG. 1; and,

FIG. 7 is a bottom plan view of the wood-type golf club head of FIG. 1.

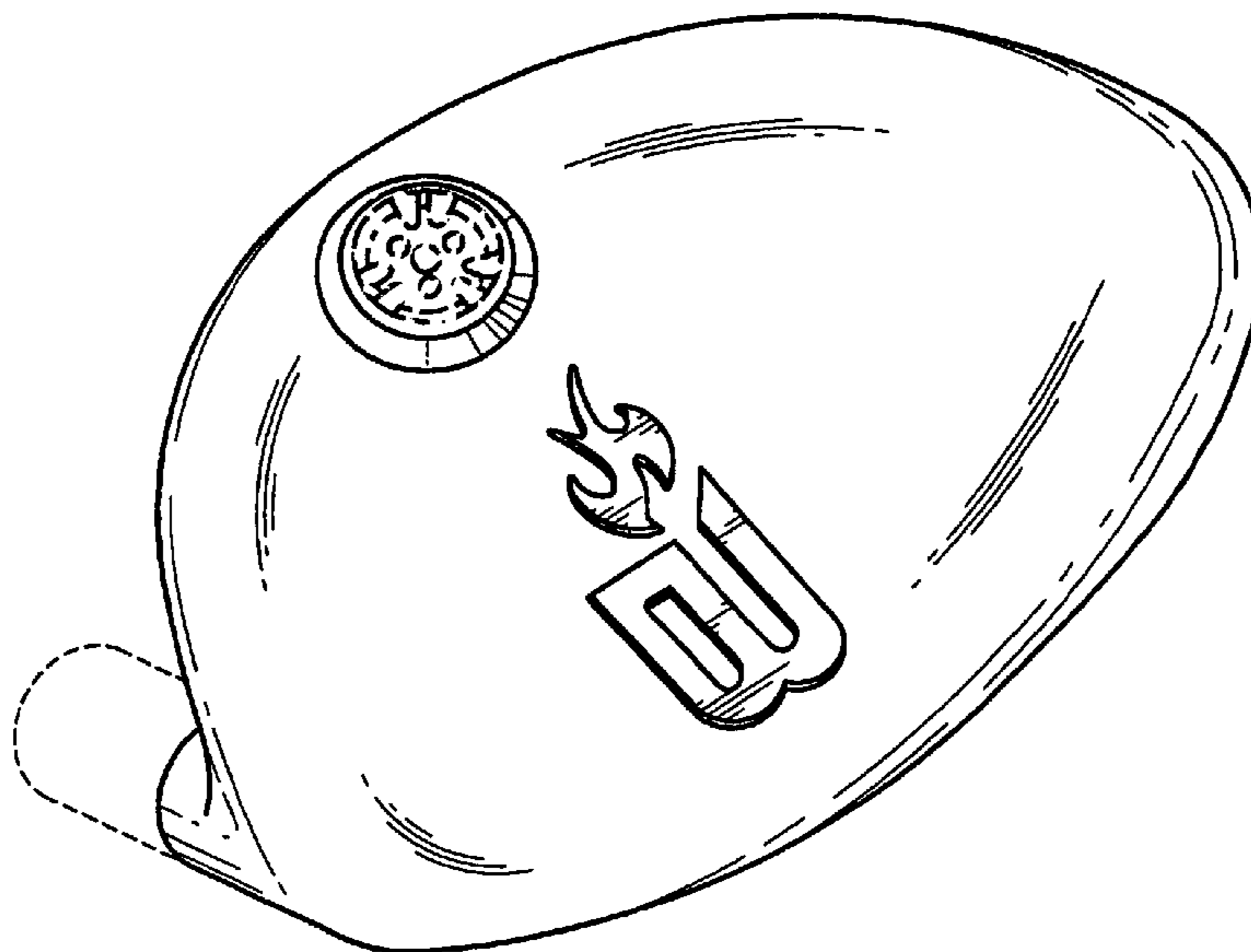
The dashed lines in the drawings are for illustrative purpose only and form no part of the claimed design.

(56) **References Cited**

U.S. PATENT DOCUMENTS

D357,290 S 4/1995 Viollaz et al.
D361,356 S 8/1995 Feche et al.
D366,079 S * 1/1996 Kenmi D21/752
D371,815 S * 7/1996 Kenmi D21/752
D371,817 S * 7/1996 Olsavsky et al. D21/752
D470,555 S 2/2003 Burnett et al.
D482,093 S 11/2003 Imamoto
D501,235 S 1/2005 Imamoto
D523,502 S 6/2006 Jorgensen
D532,069 S * 11/2006 Tang et al. D21/752
D534,229 S 12/2006 Barez et al.
D541,364 S 4/2007 Barez et al.
D542,367 S 5/2007 Hoffman et al.
D543,602 S 5/2007 Hoffman et al.

1 Claim, 6 Drawing Sheets






FIG. 1

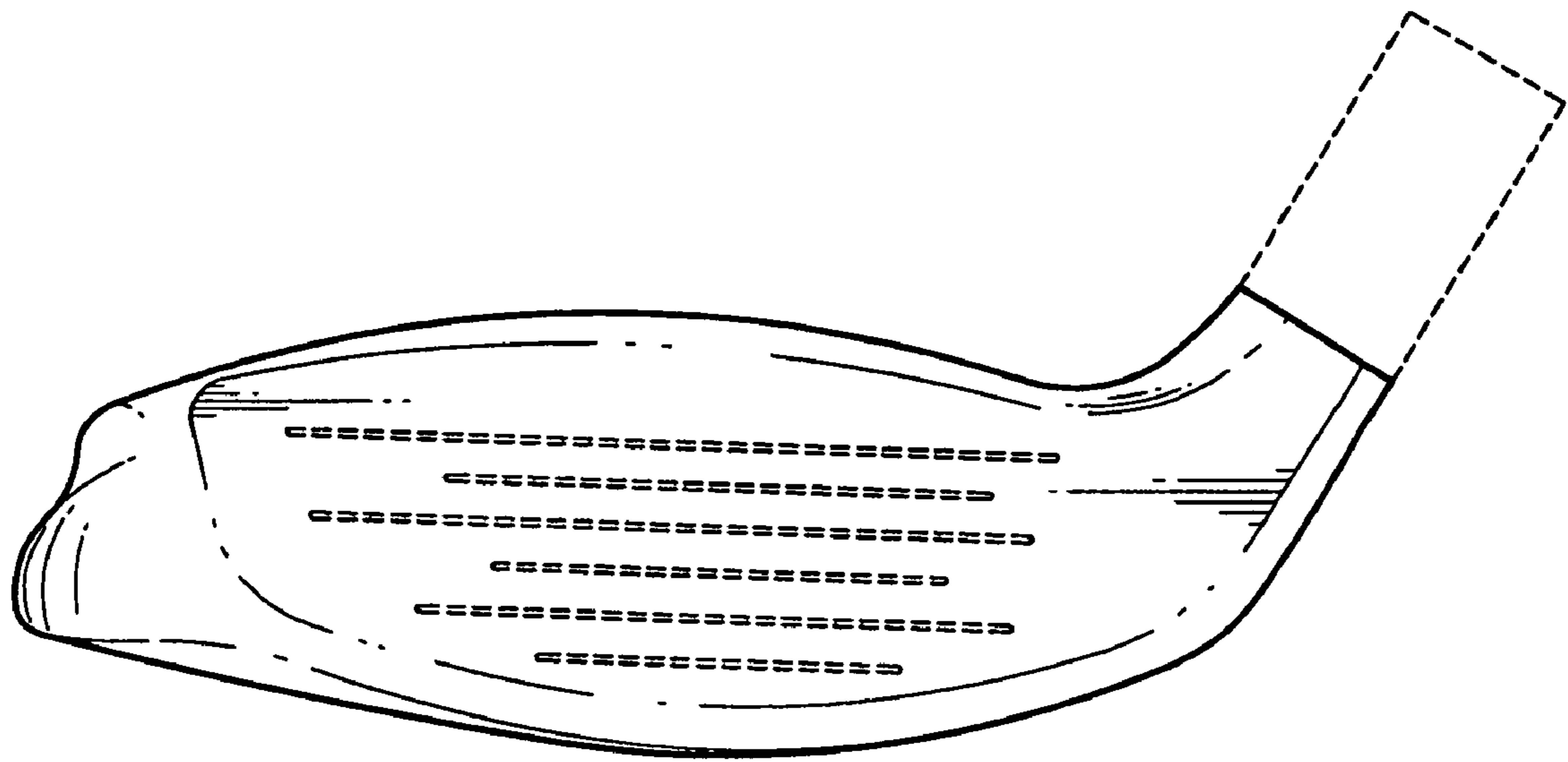


FIG. 2

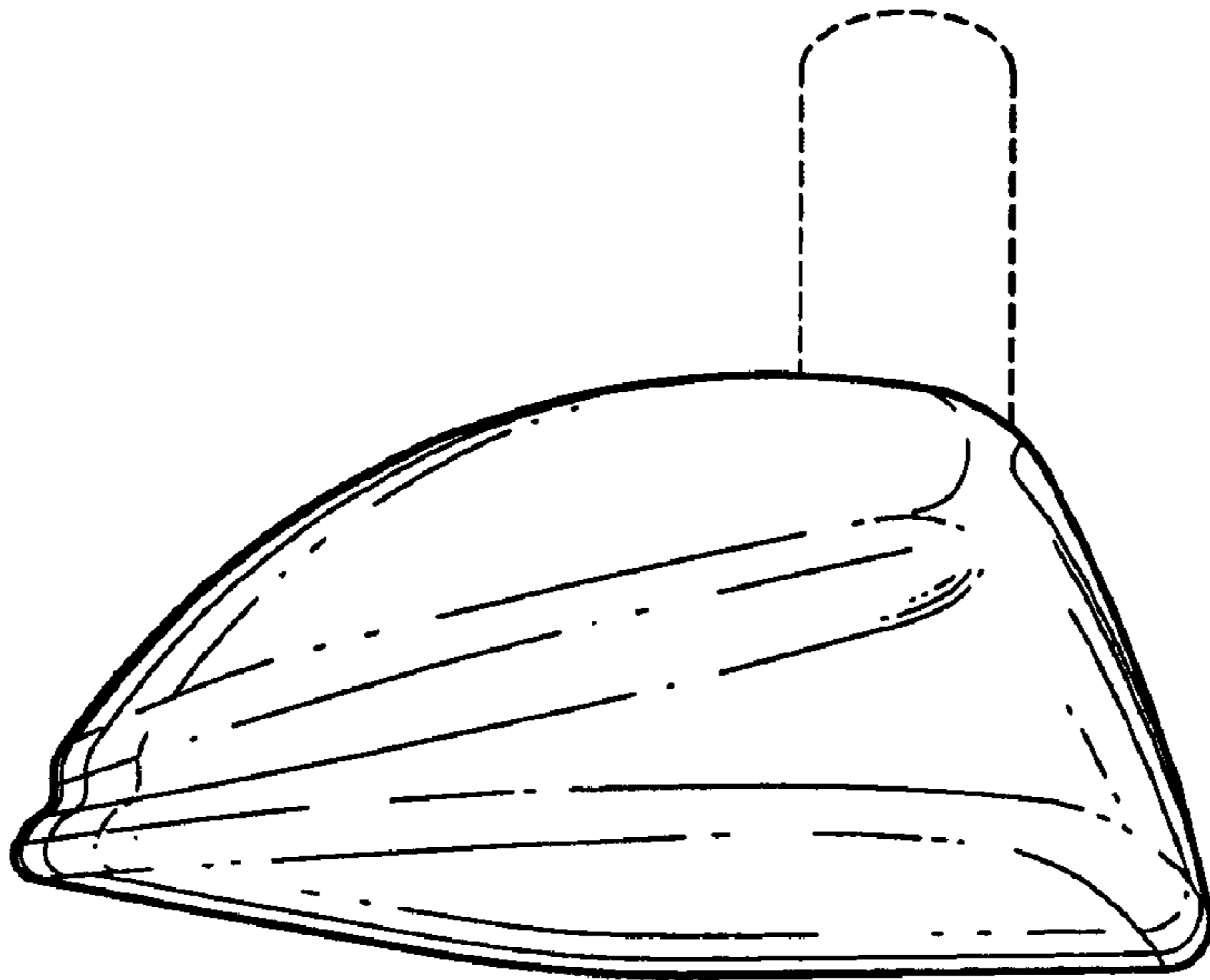


FIG. 3

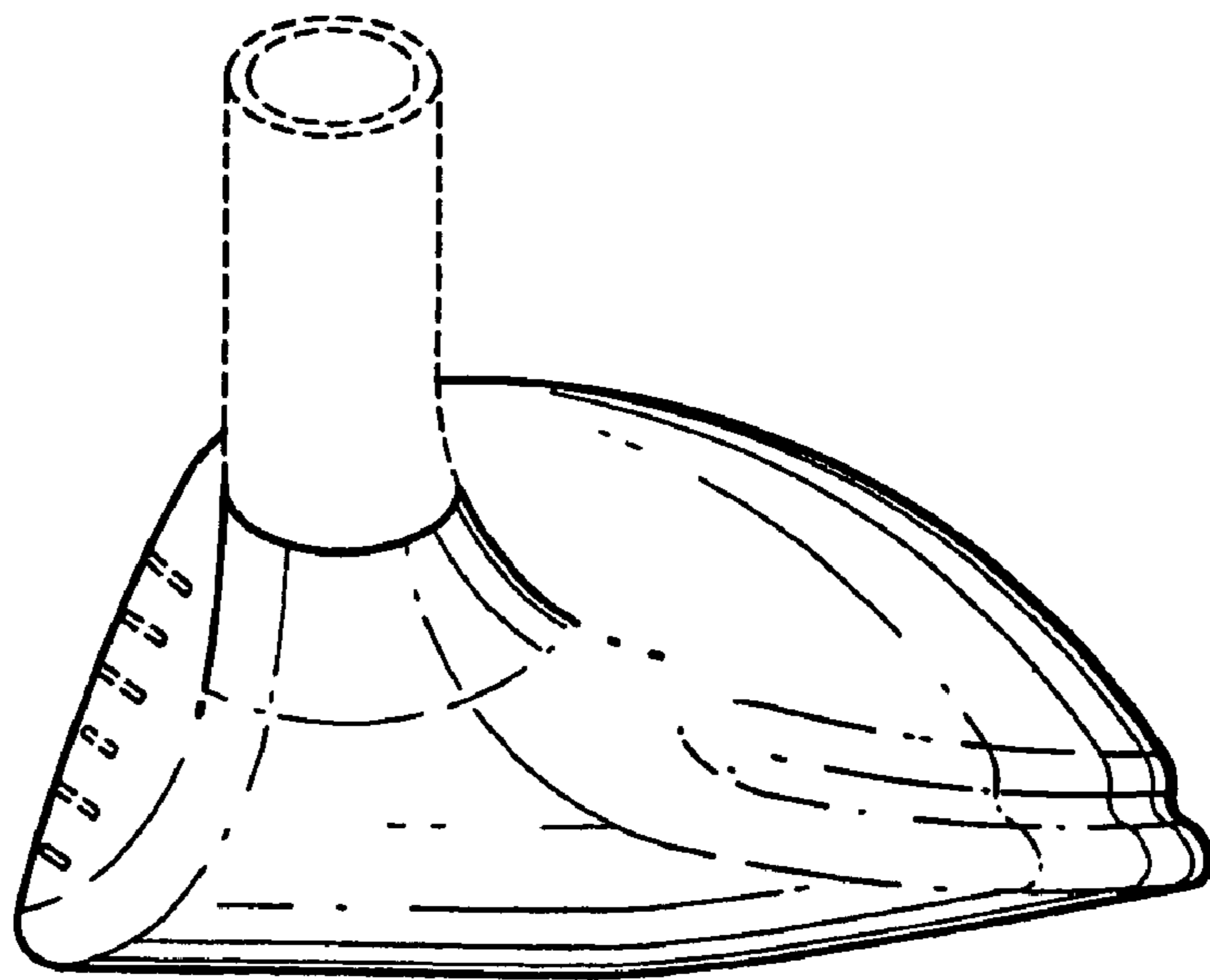


FIG. 4

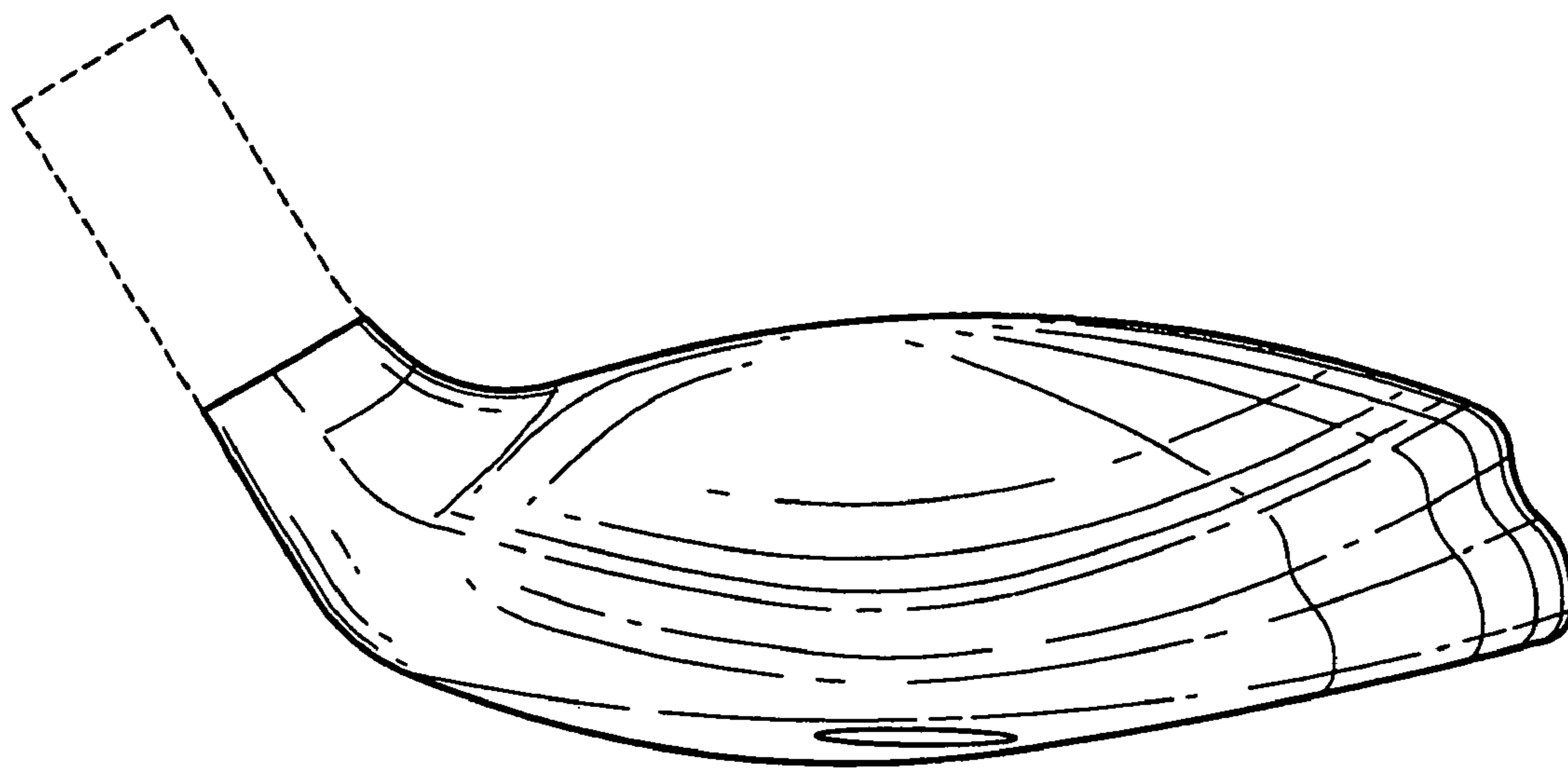


FIG. 5

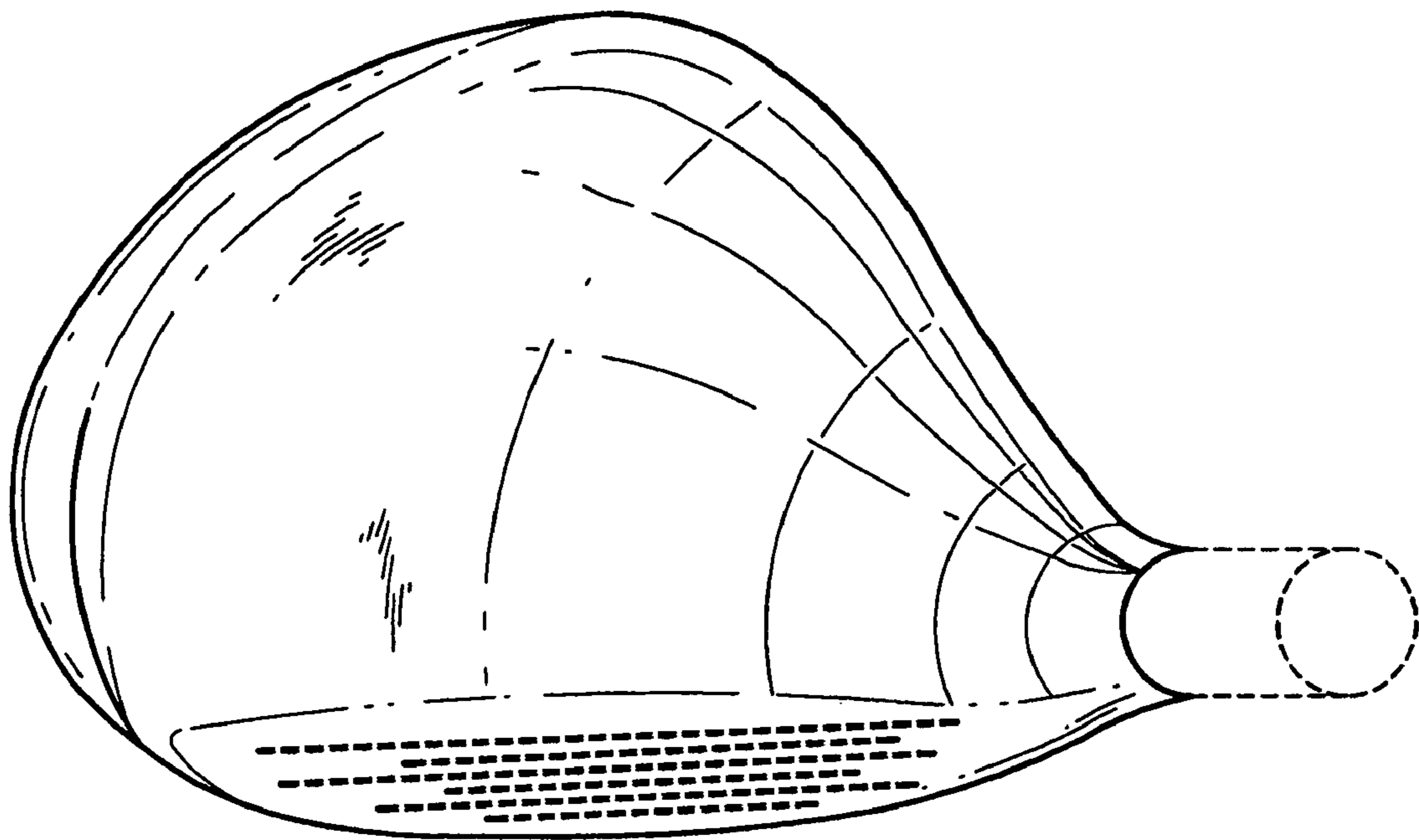


FIG. 6

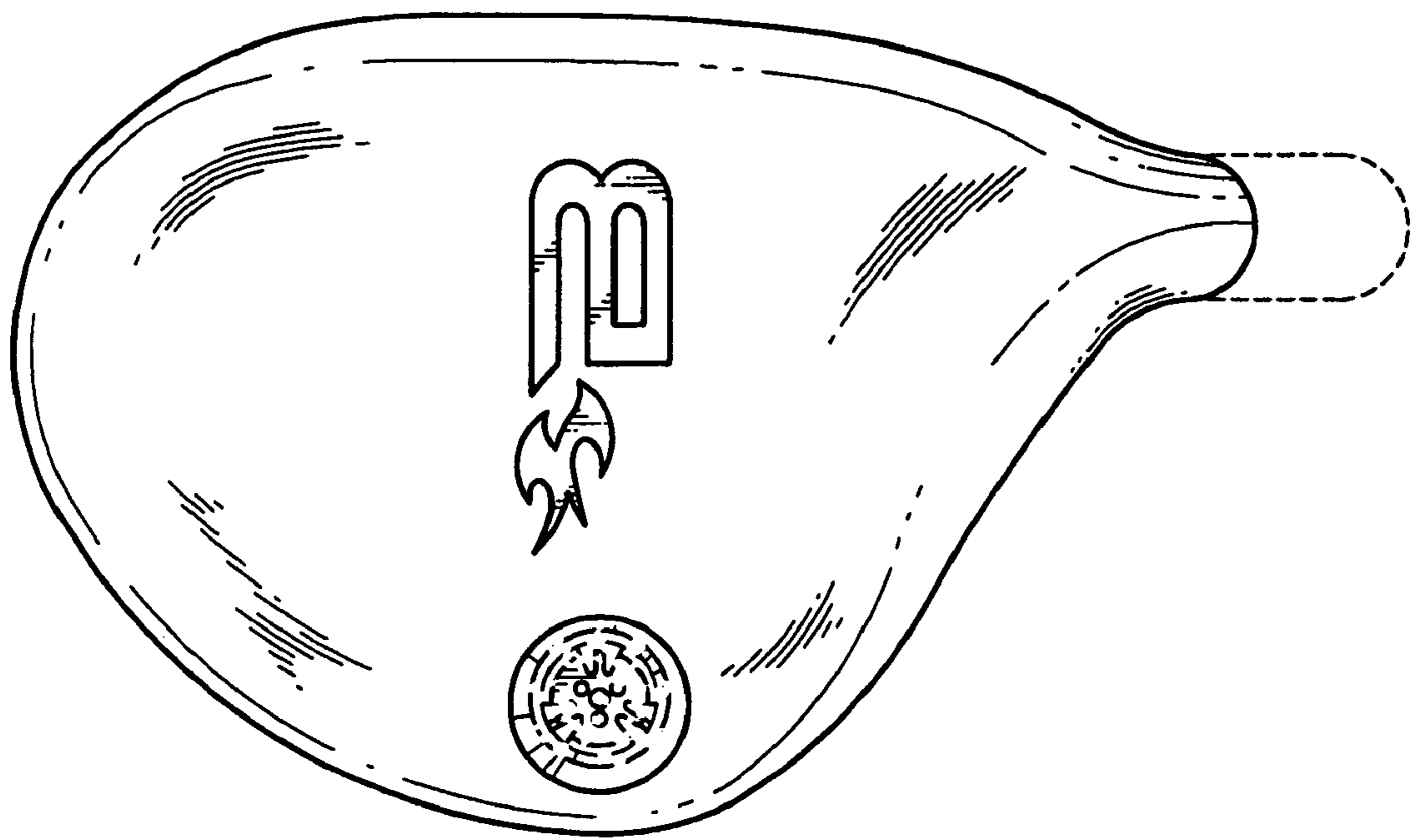


FIG. 7