



US00D597618S

(12) **United States Design Patent**
Ines et al.

(10) **Patent No.:** **US D597,618 S**
(45) **Date of Patent:** **** Aug. 4, 2009**

(54) **IRON-TYPE GOLF CLUB HEAD**
(75) Inventors: **Marni D. Ines**, San Marcos, CA (US);
Maresala Milo, San Diego, CA (US);
Robert Nunez, San Diego, CA (US);
Craig Kevin Barez, Temecula, CA (US);
Sean Toulon, Vista, CA (US)

(73) Assignee: **Taylor Made Golf Company, Inc.**,
Carlsbad, CA (US)

(**) Term: **14 Years**

(21) Appl. No.: **29/310,683**

(22) Filed: **Aug. 29, 2008**

(51) **LOC (9) Cl.** **21-02**

(52) **U.S. Cl.** **D21/747**

(58) **Field of Classification Search** D21/747-751;
473/324-331, 350

See application file for complete search history.

(56) **References Cited**

U.S. PATENT DOCUMENTS

D362,041	S	*	9/1995	Takahashi et al.	D21/749
D400,945	S		11/1998	Gilbert et al.		
5,921,869	A	*	7/1999	Blough et al.	473/291
D438,276	S		2/2001	Craft et al.		
D444,195	S		6/2001	Wahl et al.		
D476,708	S	*	7/2003	Wahl et al.	D21/747
6,592,468	B2		7/2003	Vincent et al.		
D489,106	S	*	4/2004	Wahl et al.	D21/749
D496,973	S	*	10/2004	Wahl et al.	D21/749
D501,035	S	*	1/2005	Wahl et al.	D21/747
D505,466	S	*	5/2005	Lang et al.	D21/749
D510,115	S	*	9/2005	Lang et al.	D21/749
D540,898	S	*	4/2007	Solheim et al.	D21/749
D553,699	S	*	10/2007	Nunez et al.	D21/747

D554,212	S	*	10/2007	Nunez et al.	D21/747
D556,279	S		11/2007	Lorentzen et al.		
D577,087	S	*	9/2008	Roach et al.	D21/749
D581,000	S	*	11/2008	Nicolette et al.	D21/749
D585,951	S	*	2/2009	Kohno	D21/759

* cited by examiner

Primary Examiner—Mitchell I Siegel

(74) *Attorney, Agent, or Firm*—Klarquist Sparkman, LLP

(57) **CLAIM**

We claim the ornamental design for an iron-type golf club head, as shown and described.

DESCRIPTION

FIG. 1 is a perspective view of an iron-type golf club head, as viewed from the rear, above, and one side, according to one embodiment.

FIG. 2 is a front elevation view of the iron-type golf club head of FIG. 1.

FIG. 3 is a side elevation view of the toe of the iron-type golf club head of FIG. 1.

FIG. 4 is a side elevation view of the heel of the iron-type golf club head of FIG. 1.

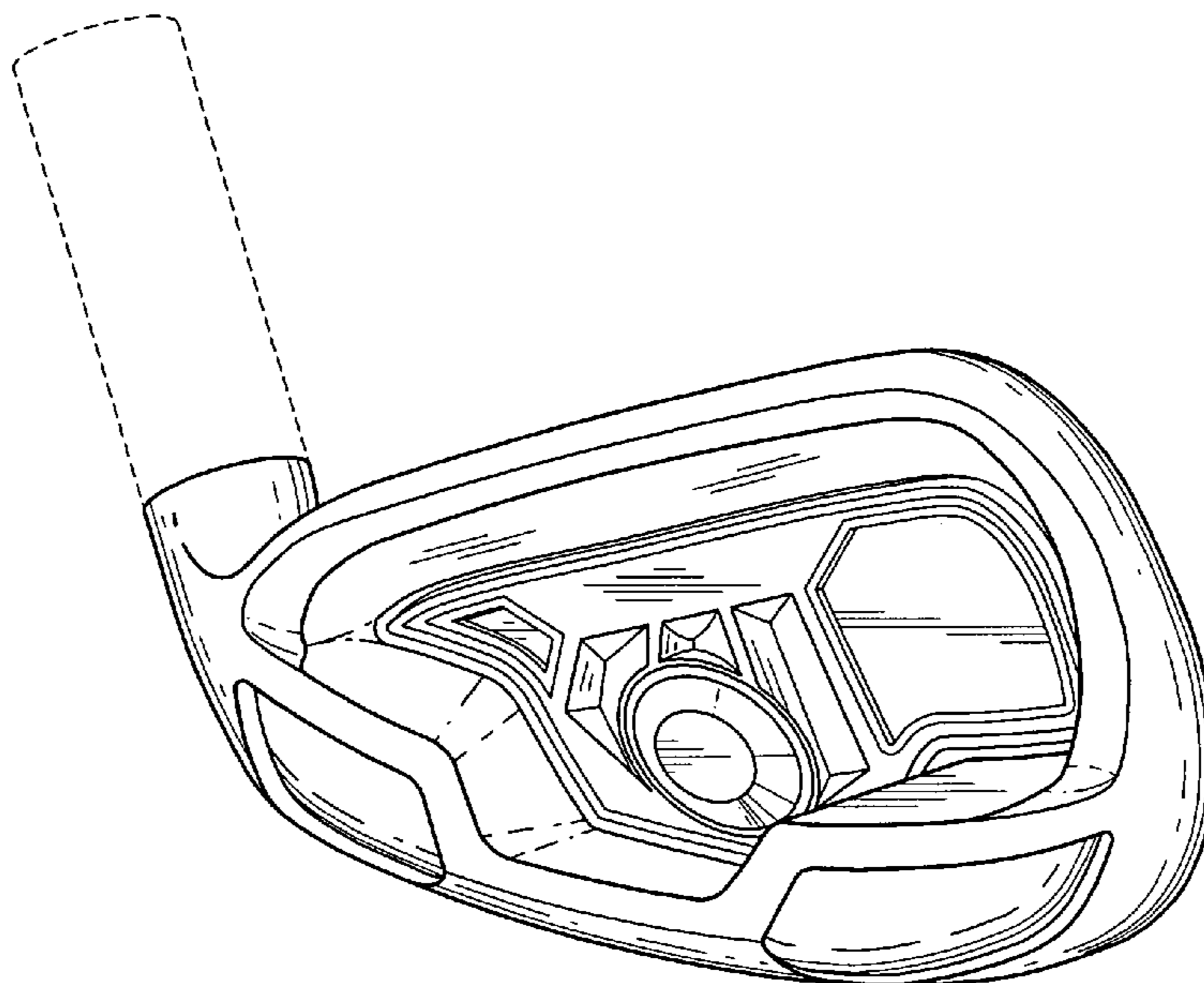
FIG. 5 is a rear elevation view of the iron-type golf club head of FIG. 1.

FIG. 6 is a top plan view of the iron-type golf club head of FIG. 1; and,

FIG. 7 is a bottom plan view of the iron-type golf club head of FIG. 1.

The dashed lines in the drawings are for illustrative purpose only and form no part of the claimed design.

1 Claim, 5 Drawing Sheets



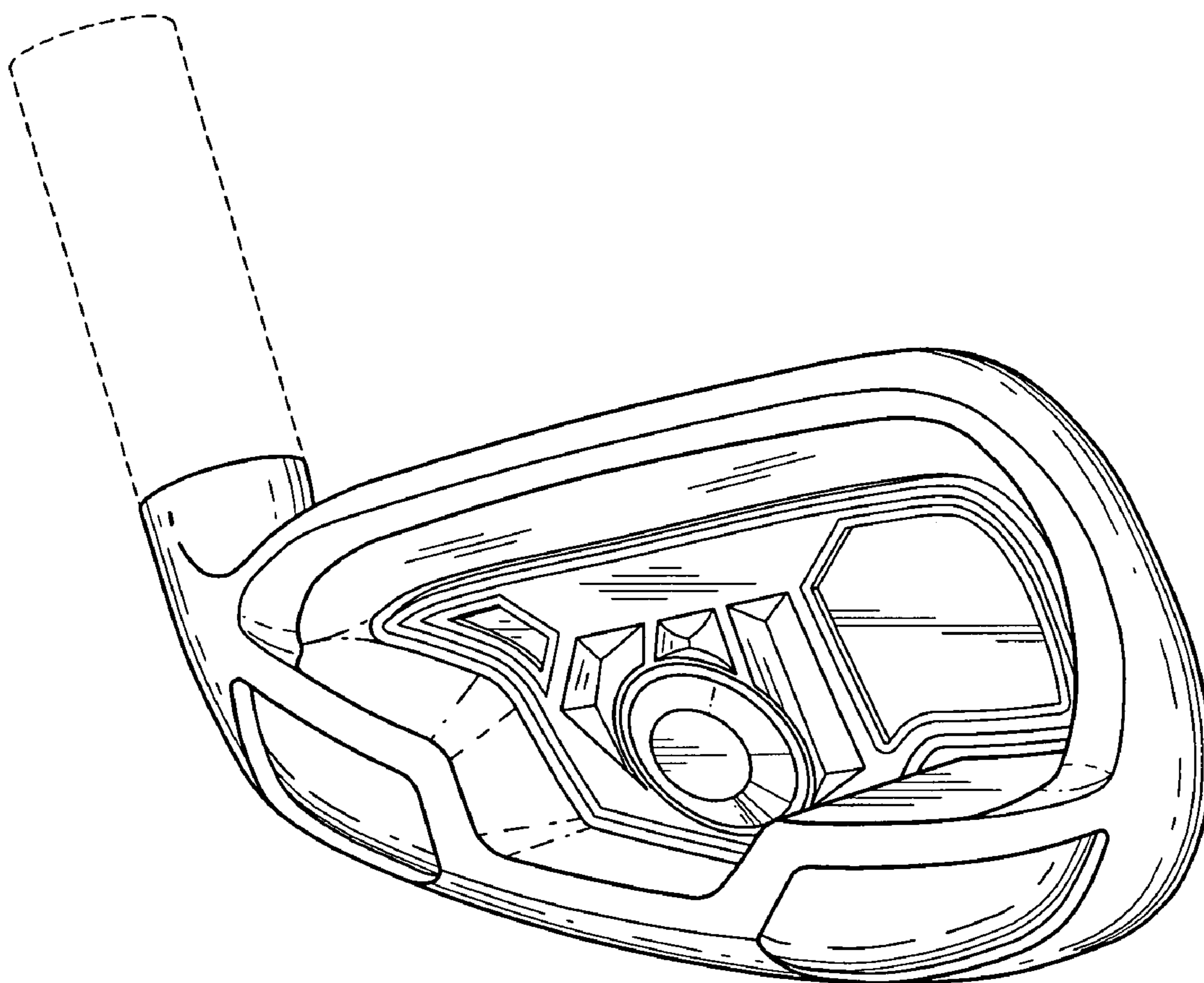


FIG. 1

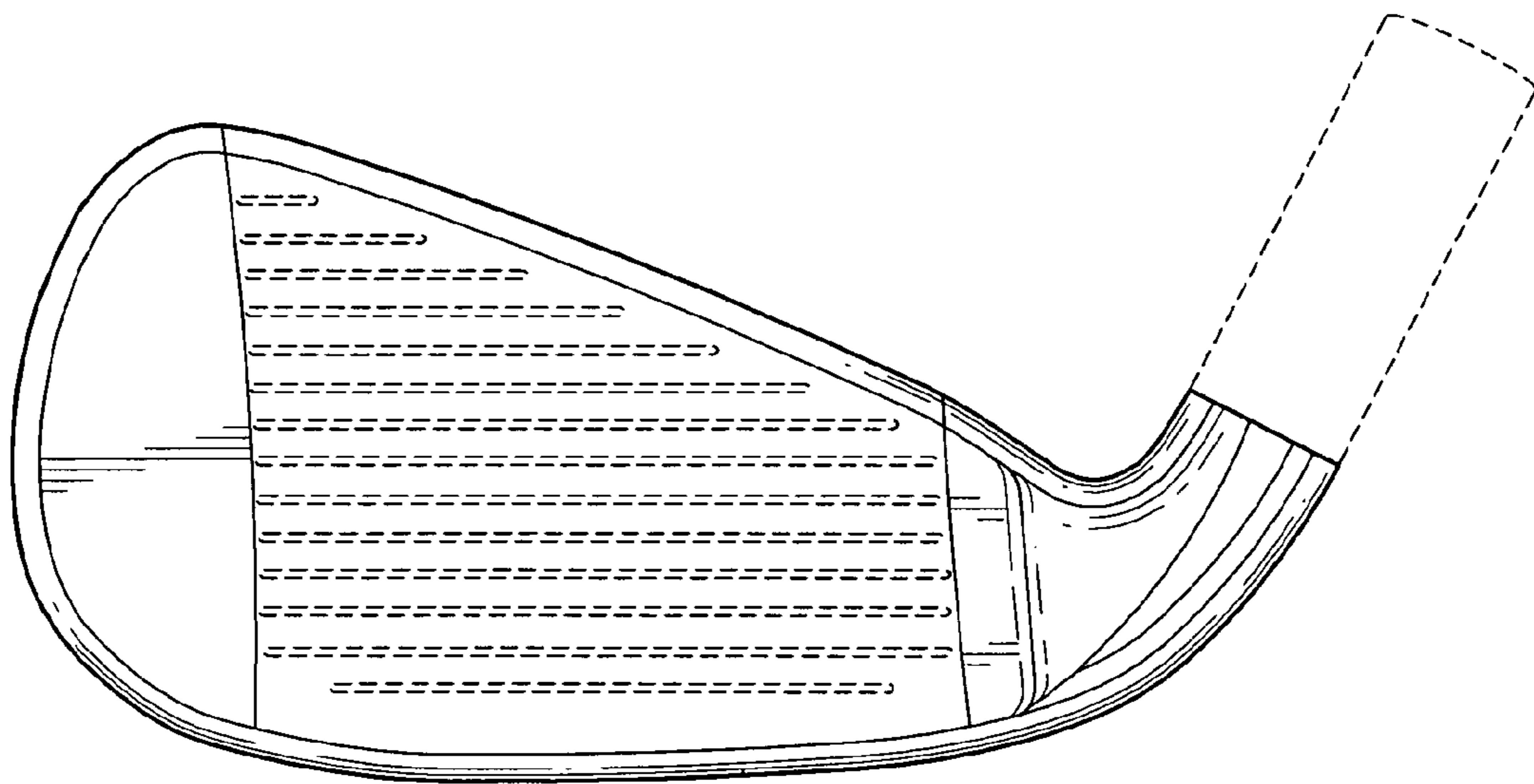


FIG. 2

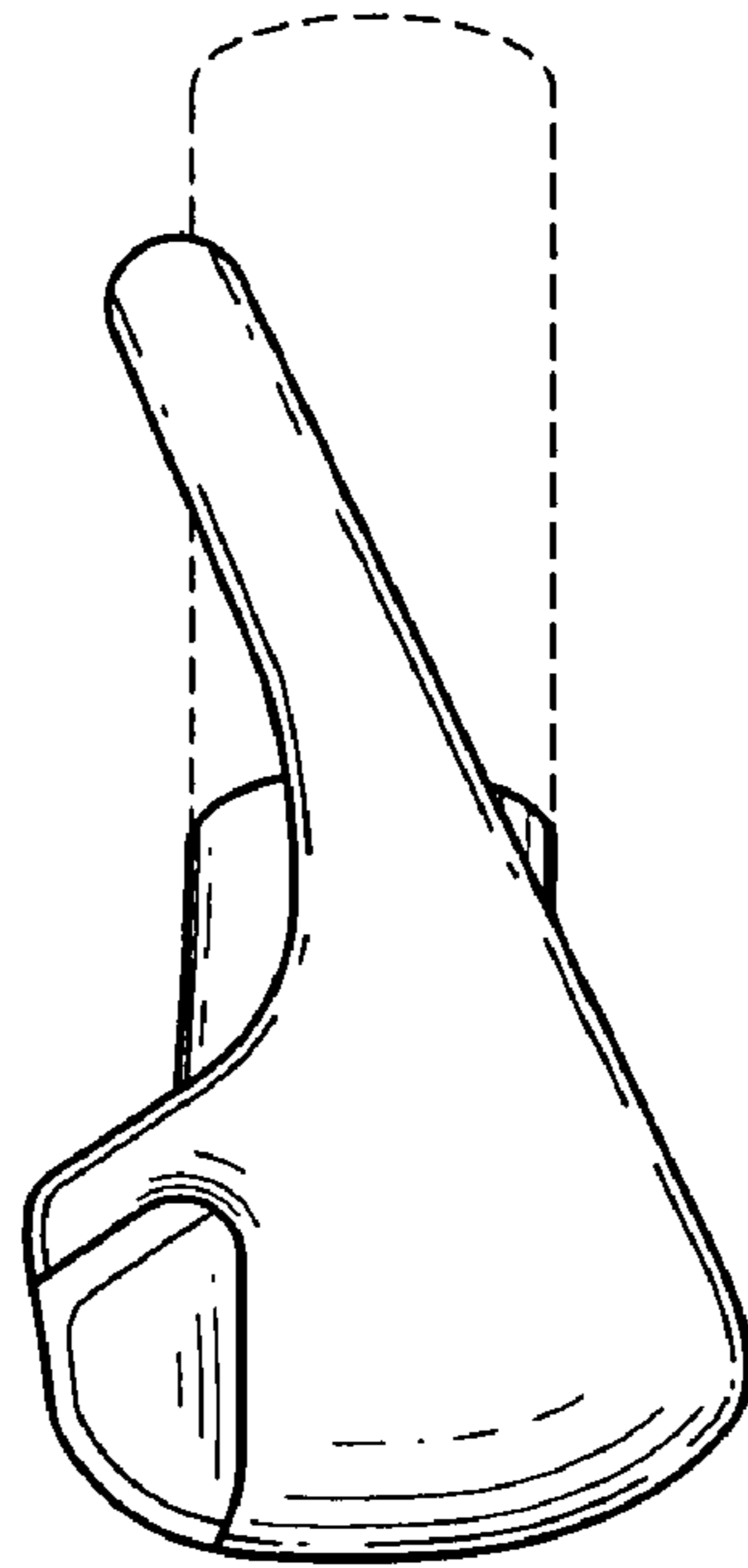


FIG. 3

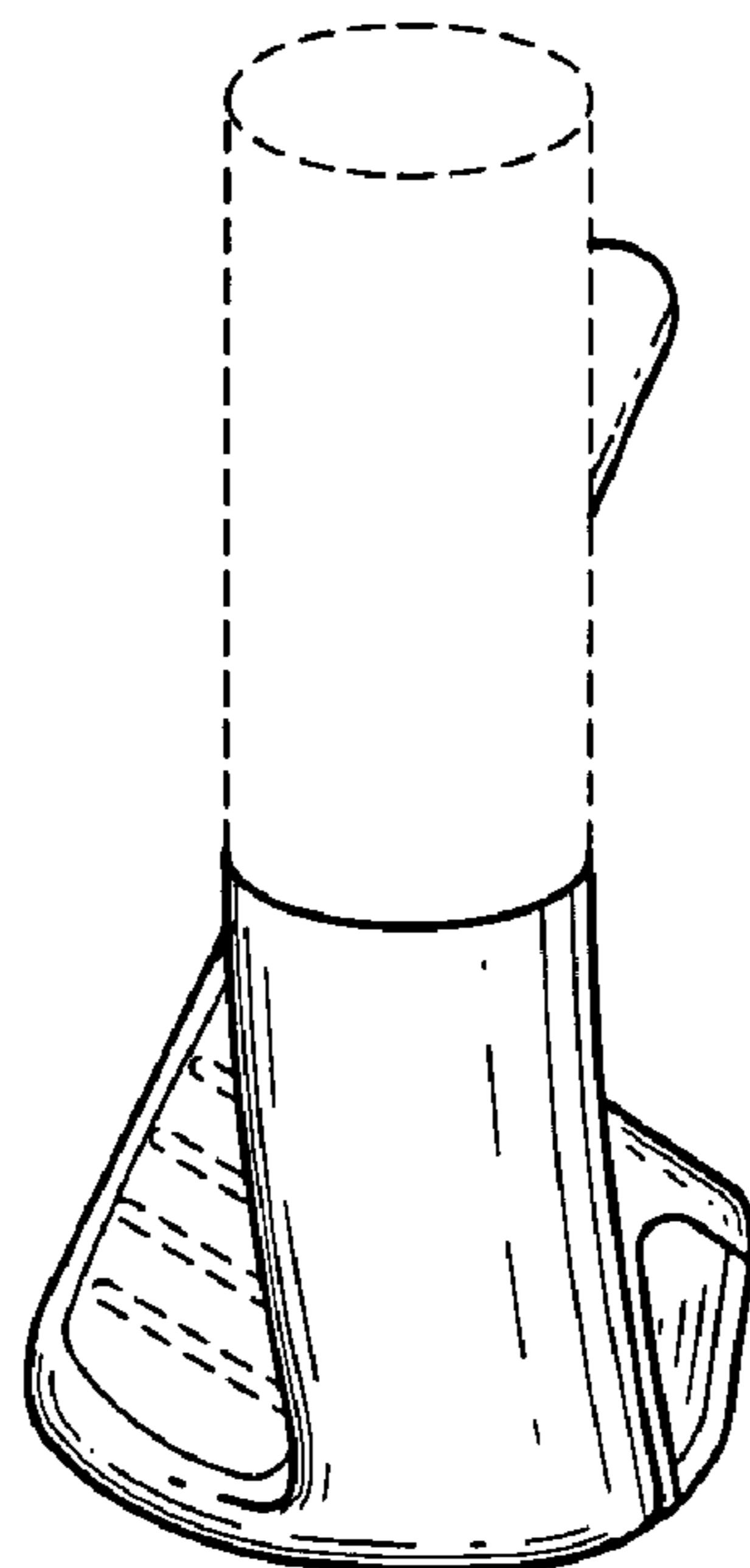


FIG. 4

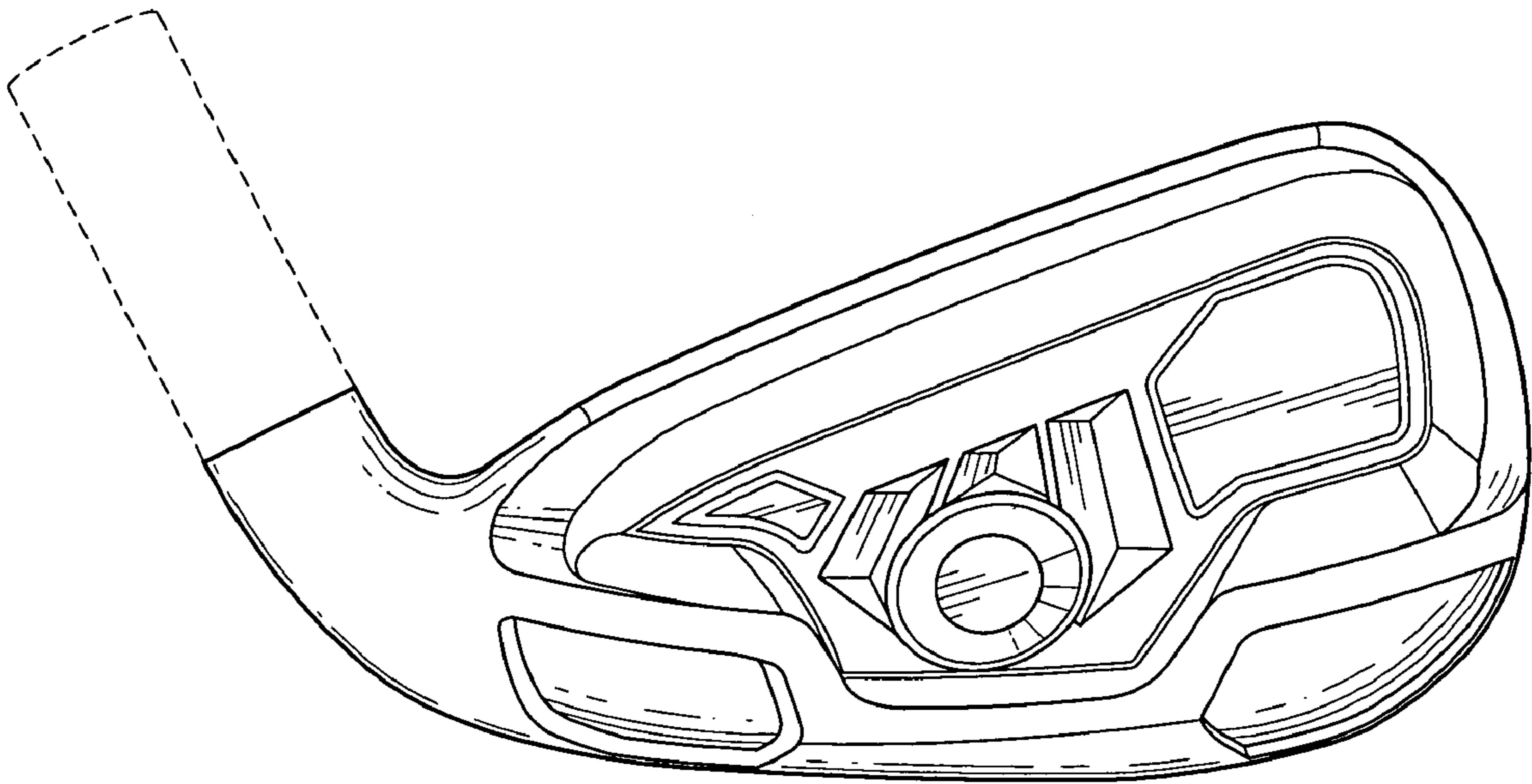


FIG. 5

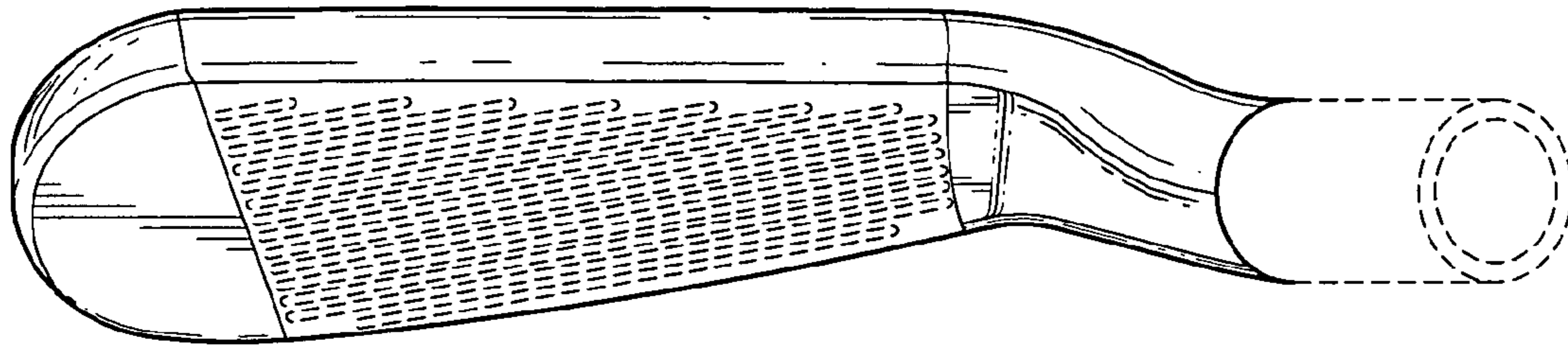


FIG. 6

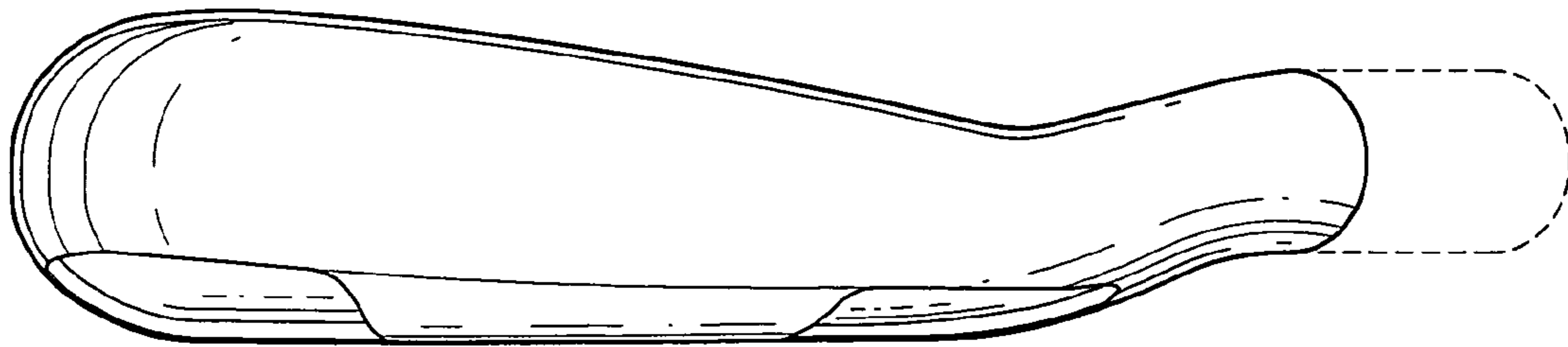


FIG. 7