



US00D597616S

(12) **United States Design Patent**  
**Ines et al.**

(10) **Patent No.:** **US D597,616 S**  
(45) **Date of Patent:** **\*\* Aug. 4, 2009**

(54) **IRON-TYPE GOLF CLUB HEAD**  
(75) Inventors: **Marni D. Ines**, San Marcos, CA (US);  
**Allan Capili Saliba**, Oceanside, CA  
(US); **Robert Nunez**, San Diego, CA  
(US); **Craig Kevin Barez**, Temecula, CA  
(US); **Thomas Olsavsky**, Oceanside, CA  
(US)

(73) Assignee: **Taylor Made Golf Company, Inc.**,  
Carlsbad, CA (US)

(\*\*) Term: **14 Years**

(21) Appl. No.: **29/310,652**

(22) Filed: **Aug. 29, 2008**

(51) **LOC (9) Cl.** ..... **21-02**

(52) **U.S. Cl.** ..... **D21/747**

(58) **Field of Classification Search** ..... D21/747-751;  
473/324-331, 350

See application file for complete search history.

(56) **References Cited**

**U.S. PATENT DOCUMENTS**

D362,041 S *	9/1995	Takahashi et al. ....	D21/749
D400,945 S *	11/1998	Gilbert et al. ....	
5,921,869 A *	7/1999	Blough et al. ....	473/291
D445,157 S *	7/2001	Jones et al. ....	
D476,708 S *	7/2003	Wahl et al. ....	D21/747
6,592,468 B2	7/2003	Vincent et al. ....	
6,616,547 B2	9/2003	Vincent et al. ....	
D489,106 S *	4/2004	Wahl et al. ....	D21/749
D496,973 S *	10/2004	Wahl et al. ....	D21/749
D501,035 S *	1/2005	Wahl et al. ....	D21/747
D505,466 S *	5/2005	Lang et al. ....	D21/749
D510,115 S *	9/2005	Lang et al. ....	D21/749

D540,898 S *	4/2007	Solheim et al. ....	D21/749
D553,699 S *	10/2007	Nunez et al. ....	D21/747
D554,212 S *	10/2007	Nunez et al. ....	D21/747
D577,087 S *	9/2008	Roach et al. ....	D21/749
D581,000 S *	11/2008	Nicolette et al. ....	D21/749
D585,951 S *	2/2009	Kohno ....	D21/759

\* cited by examiner

*Primary Examiner*—Mitchell I Siegel

(74) *Attorney, Agent, or Firm*—Klarquist Sparkman, LLP

(57) **CLAIM**

We claim the ornamental design for an iron-type golf club head, as shown and described.

**DESCRIPTION**

FIG. 1 is a perspective view of an iron-type golf club head, as viewed from the rear and one side, according to one embodiment.

FIG. 2 is a front elevation view of the iron-type golf club head of FIG. 1.

FIG. 3 is a side elevation view of the toe of the iron-type golf club head of FIG. 1.

FIG. 4 is a side elevation view of the heel of the iron-type golf club head of FIG. 1.

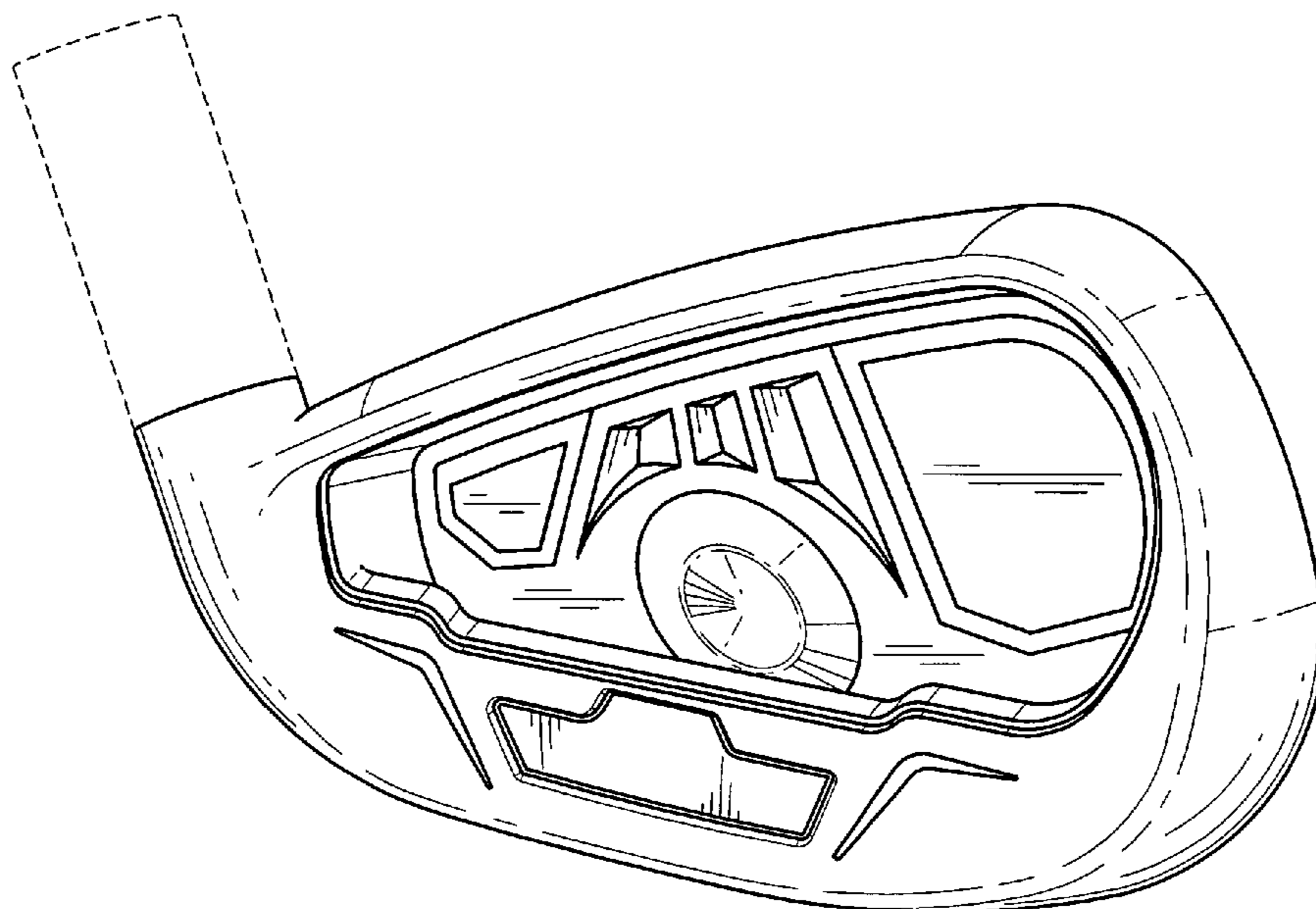
FIG. 5 is a rear elevation view of the iron-type golf club head of FIG. 1.

FIG. 6 is a top plan view of the iron-type golf club head of FIG. 1; and,

FIG. 7 is a bottom plan view of the iron-type golf club head of FIG. 1.

The dashed lines in the drawings are for illustrative purpose only and form no part of the claimed design.

**1 Claim, 5 Drawing Sheets**



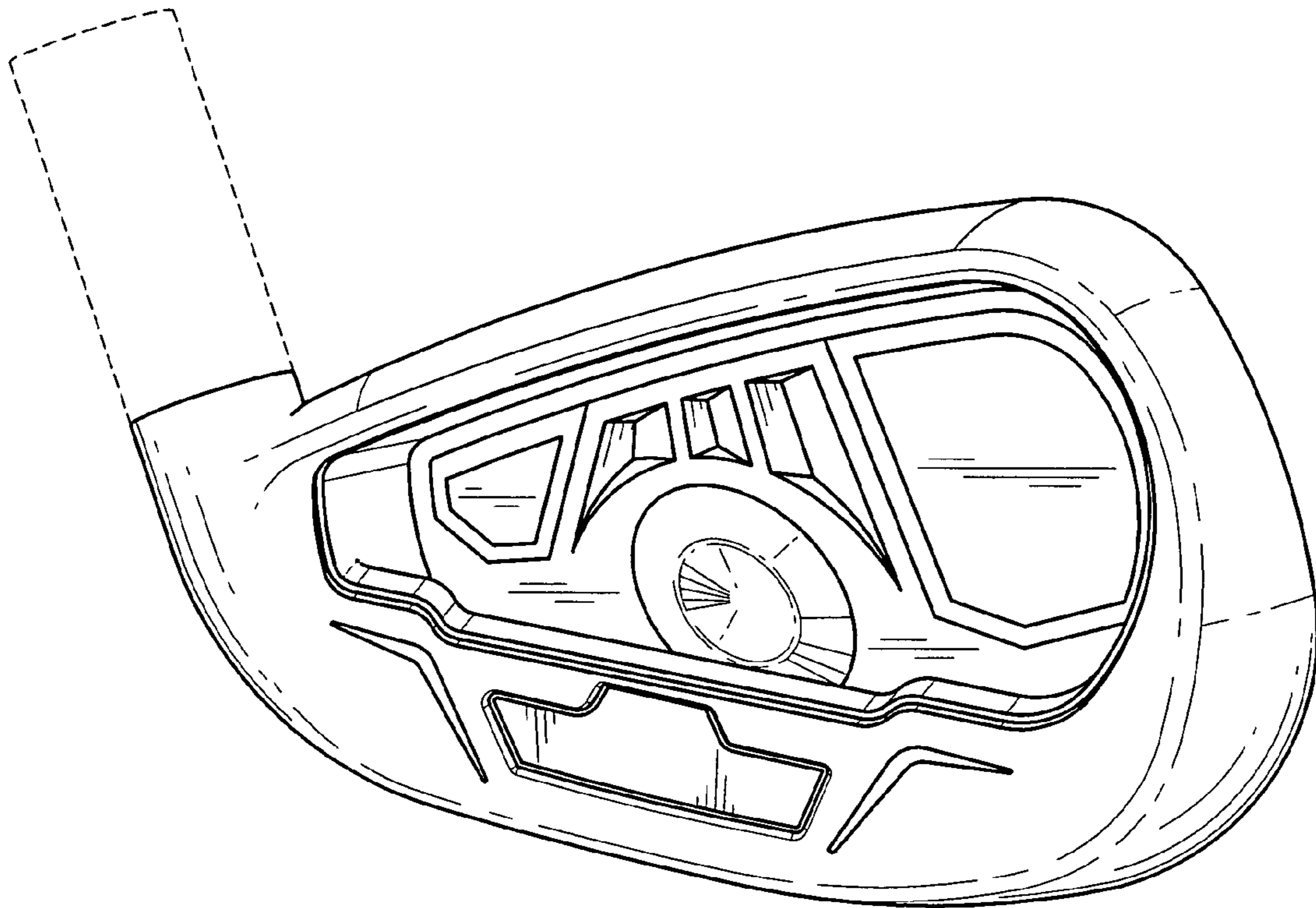


FIG. 1

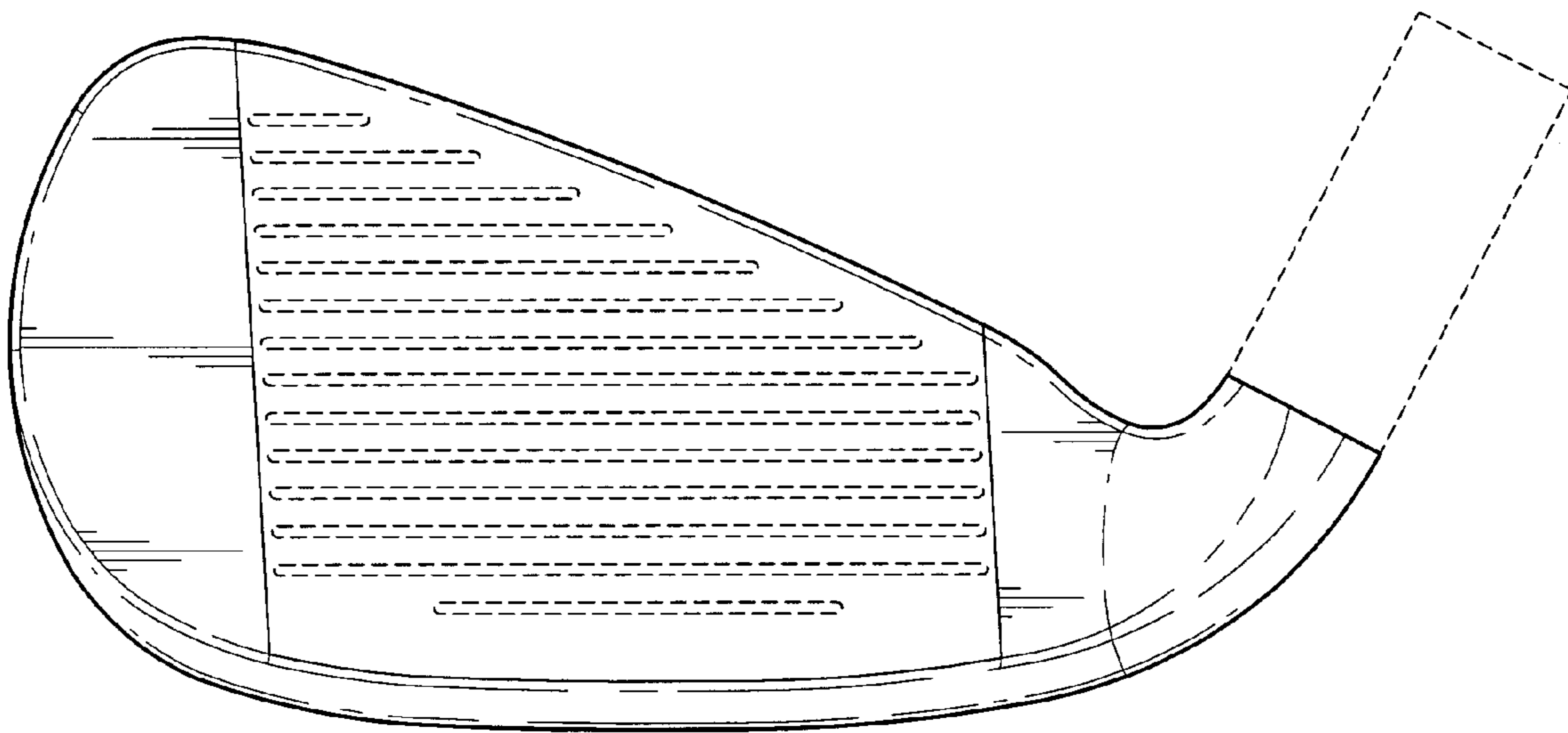
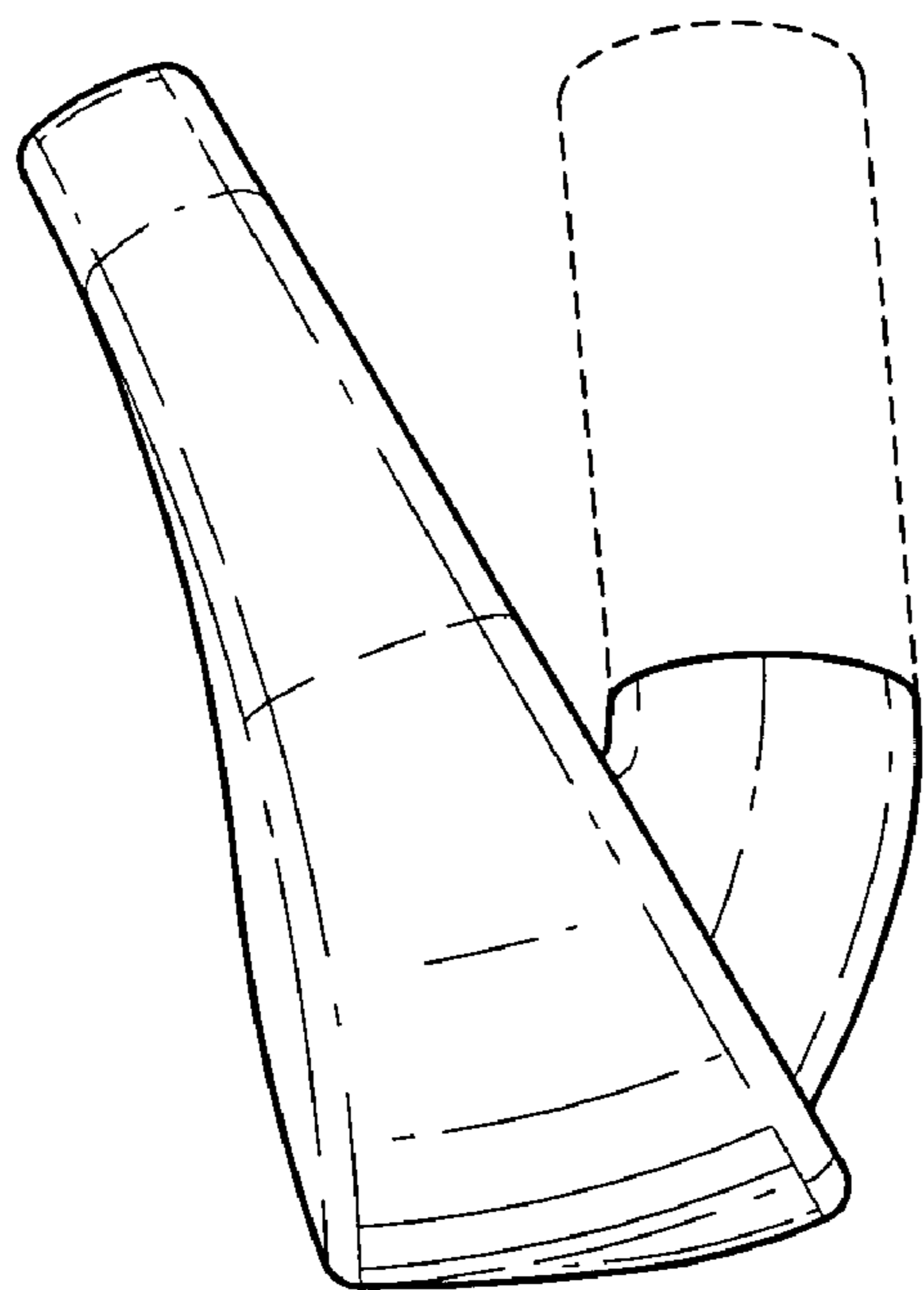
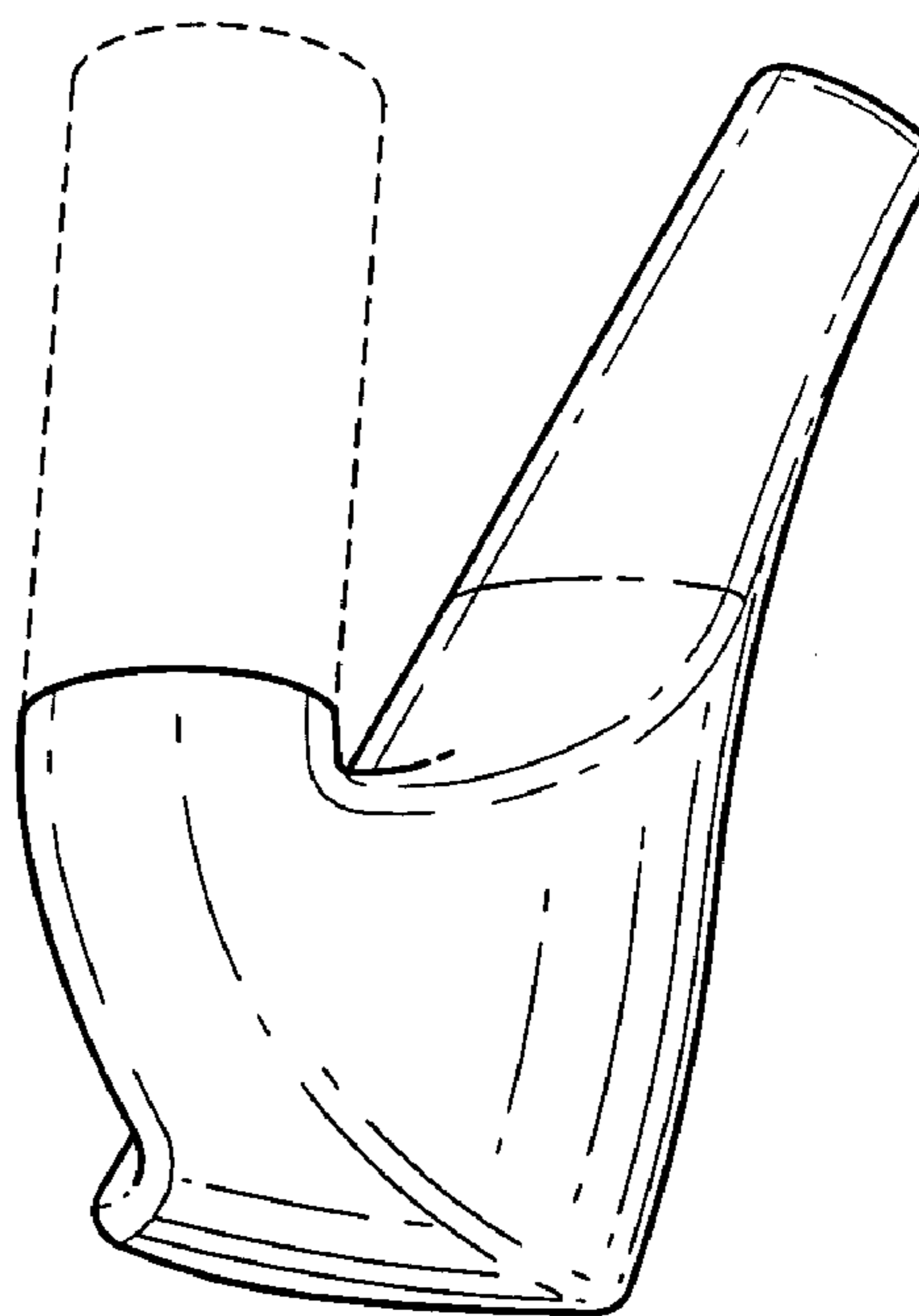


FIG. 2



*FIG. 3*



*FIG. 4*

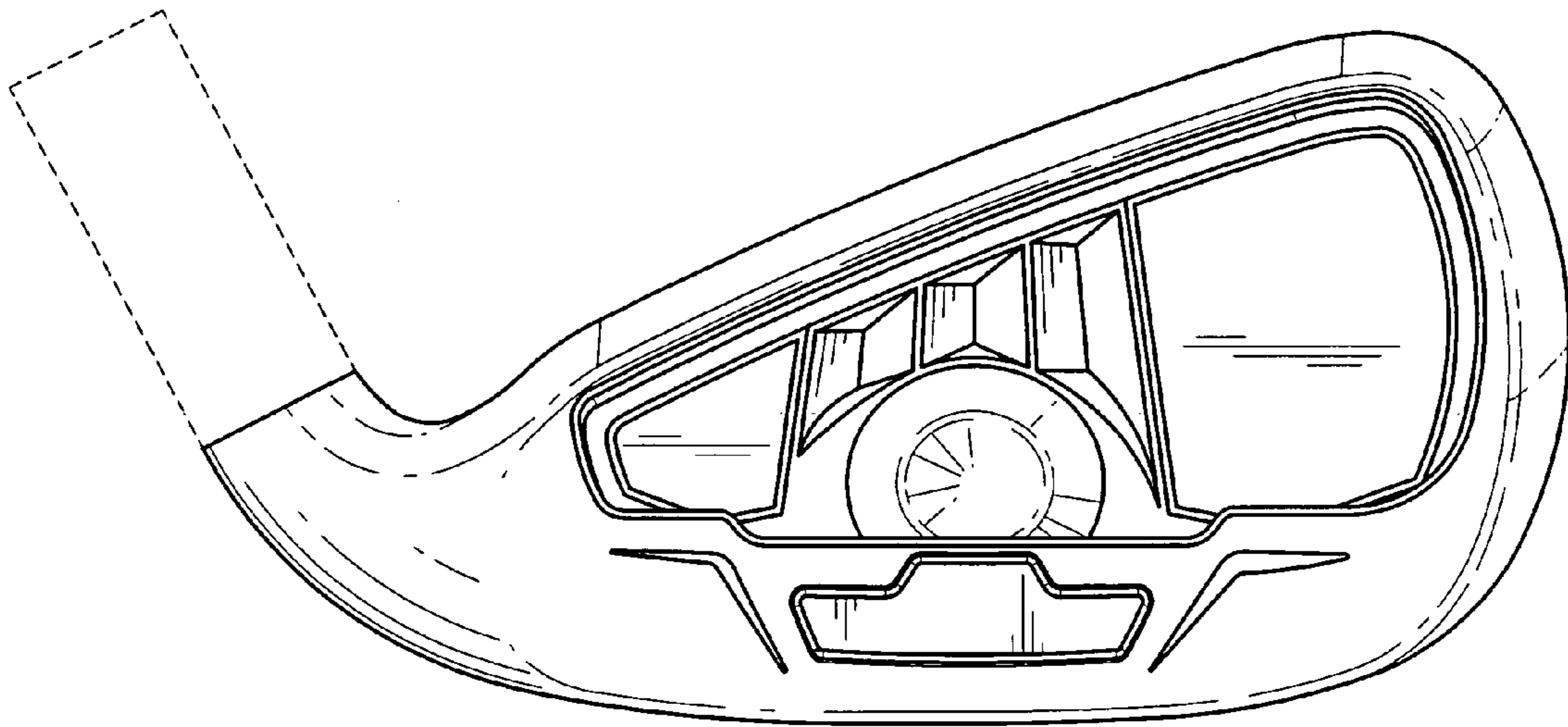


FIG. 5

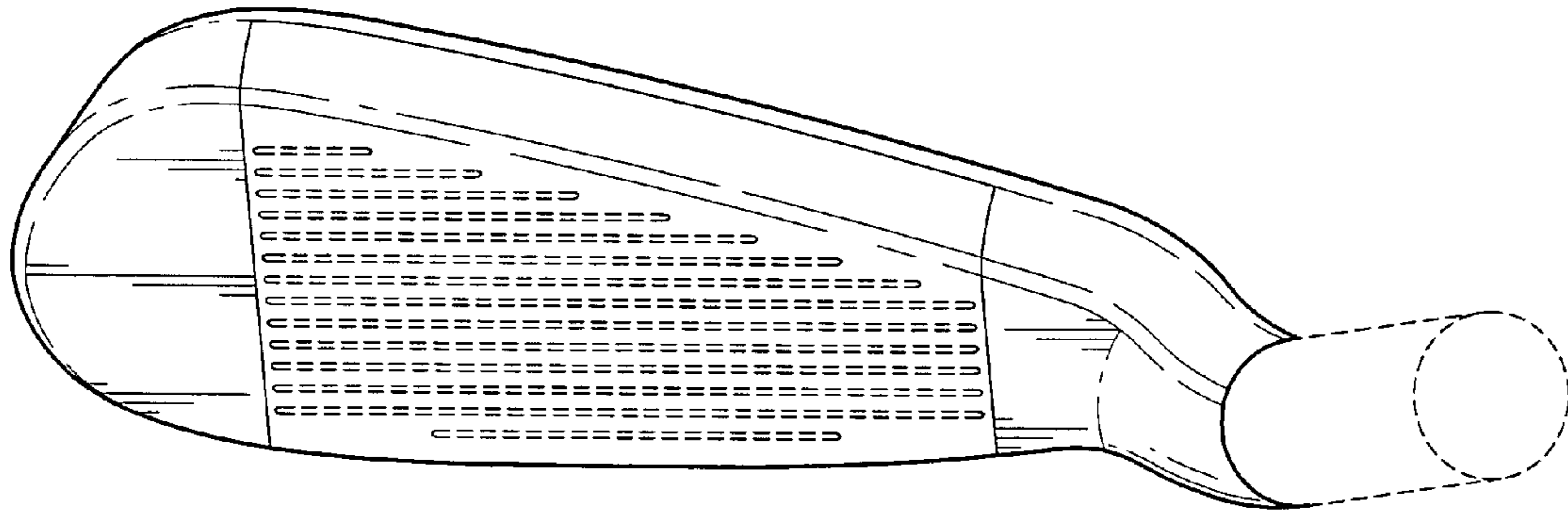


FIG. 6

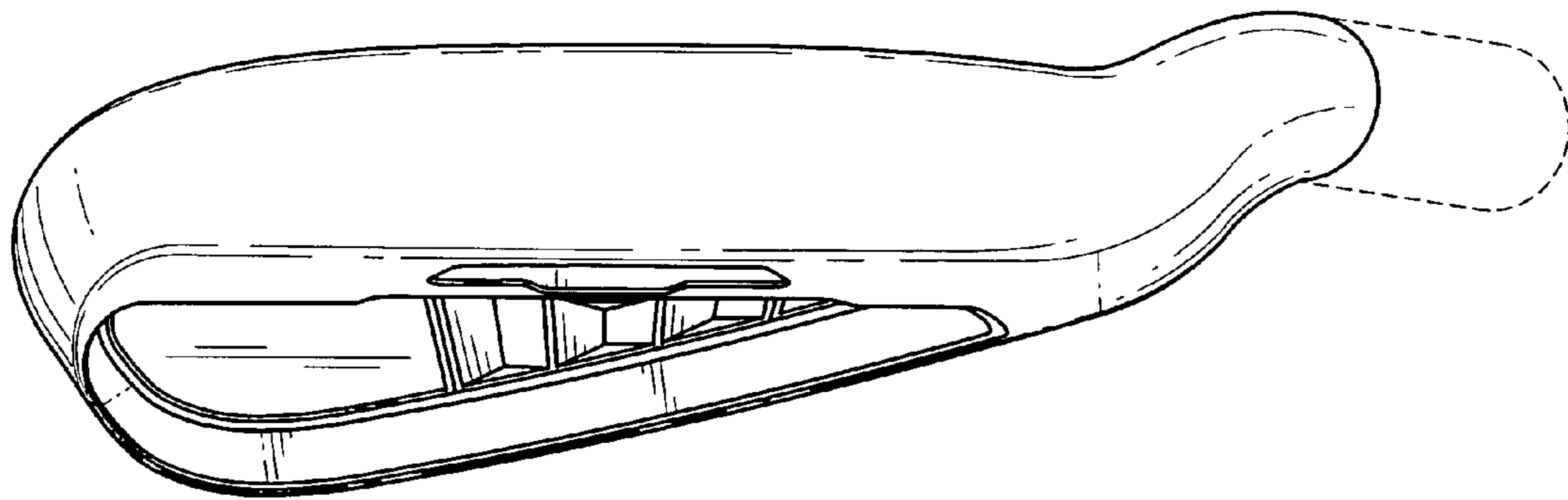


FIG. 7