



US00D597604S

(12) **United States Design Patent**  
**E**

(10) **Patent No.:** **US D597,604 S**

(45) **Date of Patent:** **\*\* Aug. 4, 2009**

(54) **CARDBAR**

(76) **Inventor:** **Jungbae E**, 6135 Waverly Ave., Lá Jóllá,  
CA (US) 92037

(\*\*) **Term:** **14 Years**

(21) **Appl. No.:** **29/320,644**

(22) **Filed:** **Jul. 1, 2008**

(51) **LOC (9) Cl.** ..... **19-02**

(52) **U.S. Cl.** ..... **D19/91**

(58) **Field of Classification Search** ..... D3/201;  
D6/449, 466, 467, 512; D19/75, 77-87,  
D19/90-92; D21/392; 40/341, 657; 206/215,  
206/425, 449, 555, 737; 211/10, 11, 45,  
211/50; 248/473; 273/148 A, 150  
See application file for complete search history.

(56) **References Cited**

**U.S. PATENT DOCUMENTS**

27,863	A *	4/1860	Crump	.....	100/159
1,479,350	A *	1/1924	Wiel	.....	273/150
1,588,618	A *	6/1926	Rosen	.....	273/150
2,598,890	A *	6/1952	Cisi et al.	.....	40/618
4,089,116	A *	5/1978	Bearinger	.....	33/485
4,554,753	A *	11/1985	Close	.....	40/341
D347,451	S *	5/1994	Kazakowitz	.....	D21/392
D349,925	S *	8/1994	Charron et al.	.....	D19/90
D358,066	S *	5/1995	Blackwood	.....	D6/449
D372,742	S *	8/1996	Kakudo	.....	D21/392

D383,122	S *	9/1997	Parks	.....	D14/455
D386,532	S *	11/1997	Bass	.....	D20/40
D393,045	S *	3/1998	Hsu	.....	D20/43
5,890,603	A *	4/1999	Arguin et al.	.....	211/45
D457,015	S *	5/2002	Laga et al.	.....	D6/467
6,782,629	B2 *	8/2004	Jimenez et al.	.....	33/483
D522,273	S *	6/2006	Benson	.....	D6/470

**OTHER PUBLICATIONS**

Card Bar, Medium by Blueoculus, MCDDBR, designer Jungbae E and Yongmin Sohn, 2 pages, www.emmohome.com, 2009.\*

\* cited by examiner

*Primary Examiner*—Elizabeth A Albert

(57) **CLAIM**

The ornamental design for a cardbar, as shown and described.

**DESCRIPTION**

FIG. 1 is a front and side perspective view of a cardbar showing my new design;

FIG. 2 is a right elevational view thereof;

FIG. 3 is a left elevational view thereof;

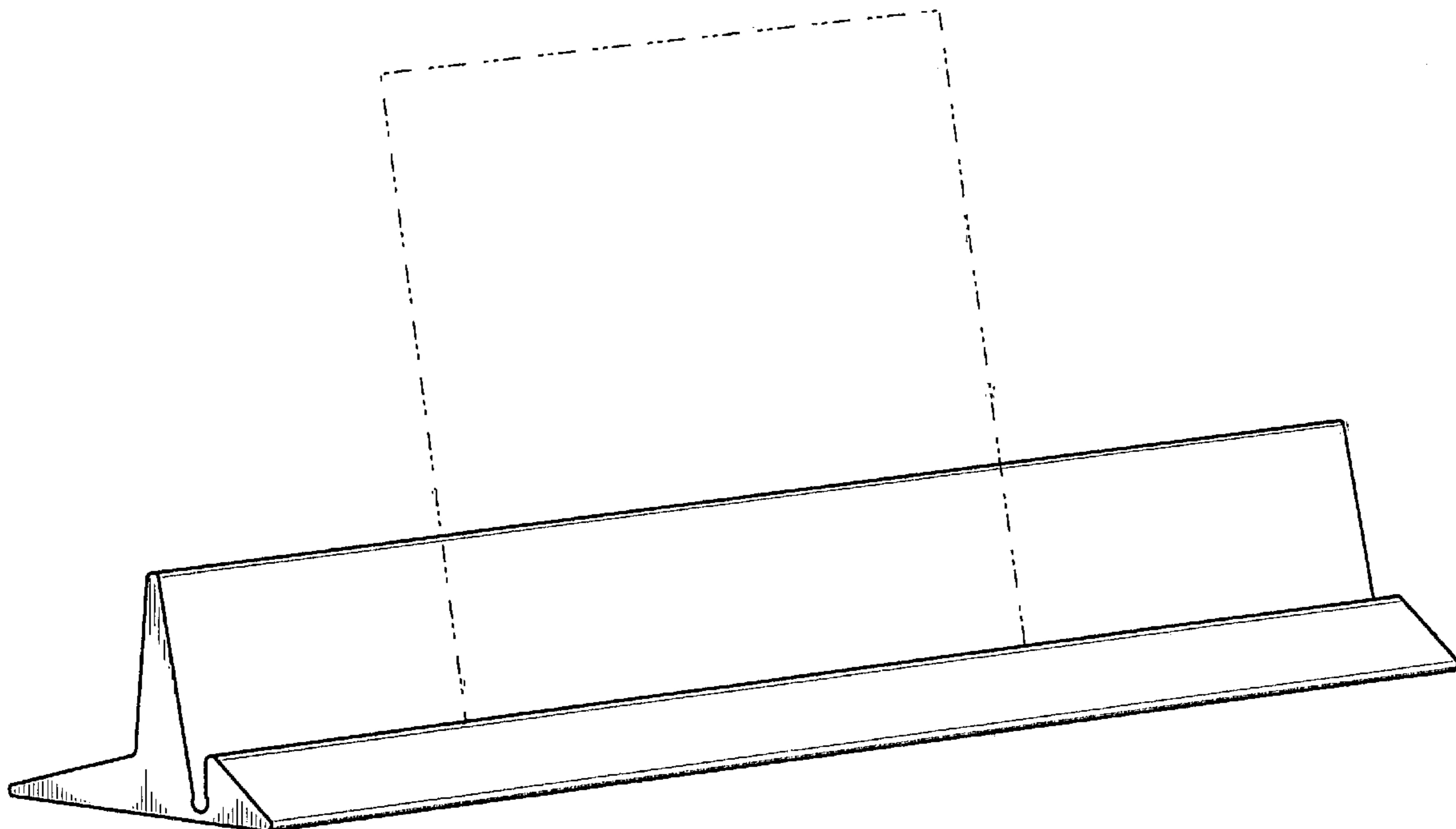
FIG. 4 is a top plan view of the cardbar thereof;

FIG. 5; is a front elevational view thereof; and,

FIG. 6 is a rear elevational view thereof.

The broken lines showing a card in FIG. 1 represent environmental matter and form no part of the claimed design.

**1 Claim, 3 Drawing Sheets**



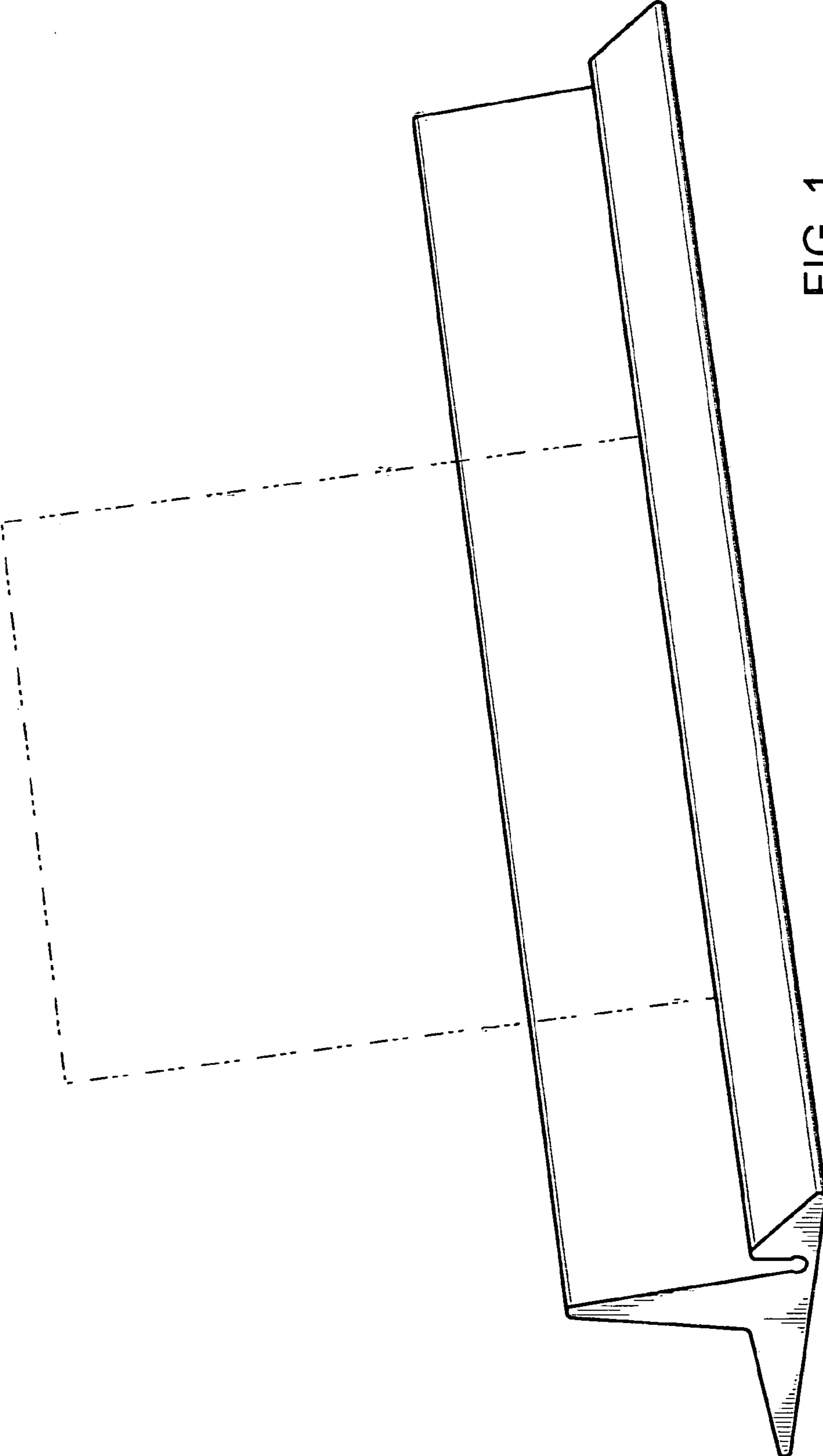


FIG. 1

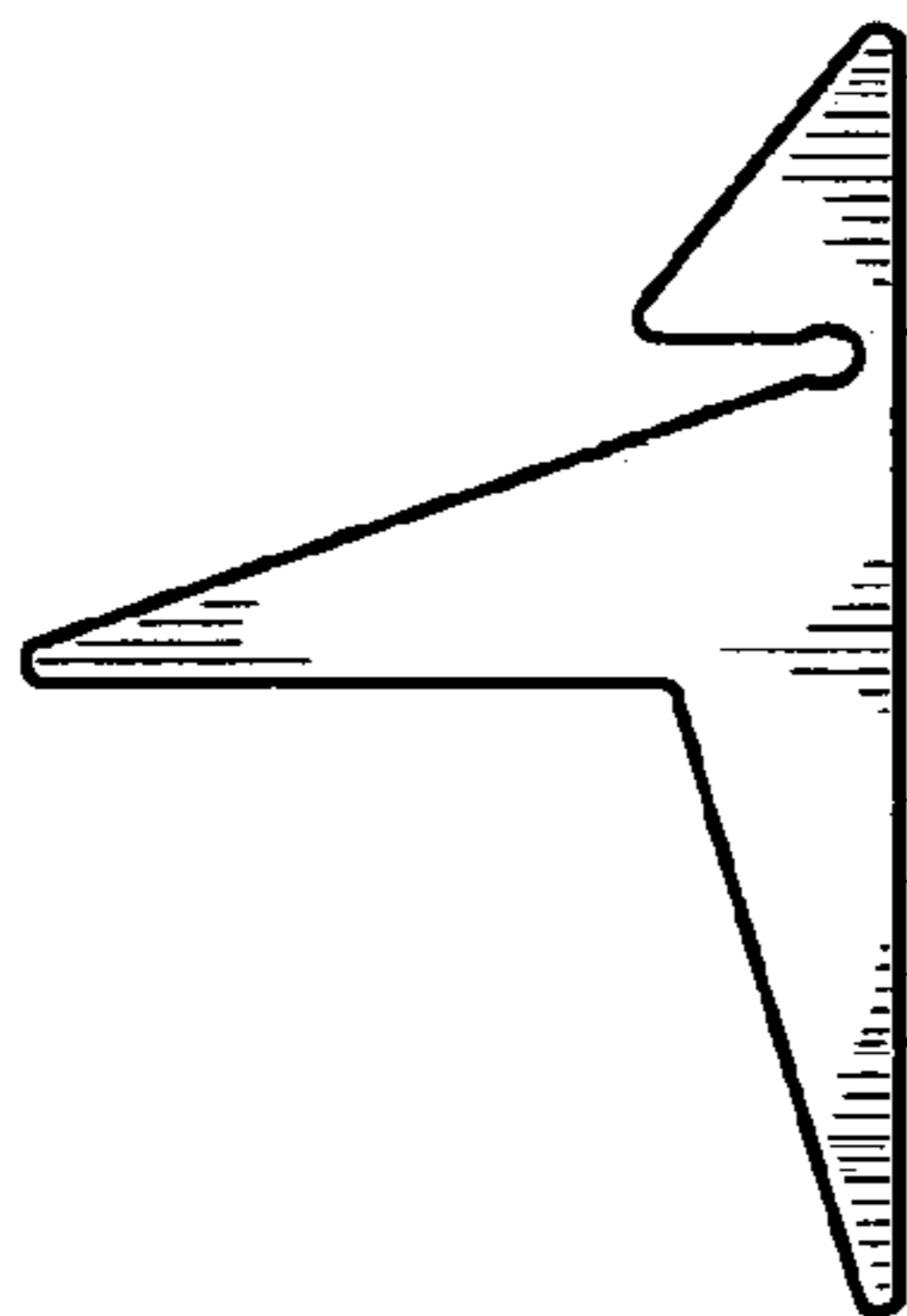


FIG. 2

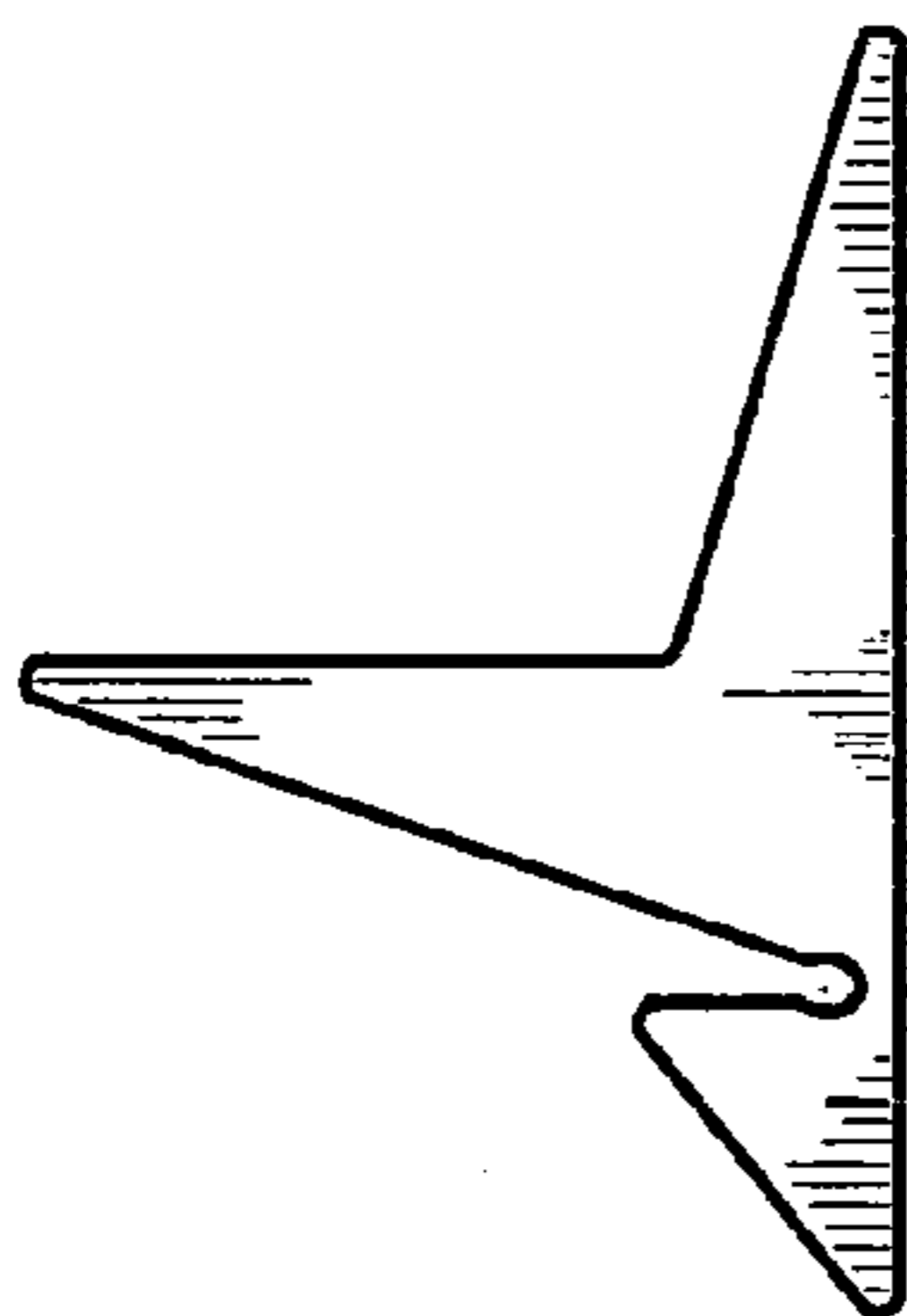


FIG. 3

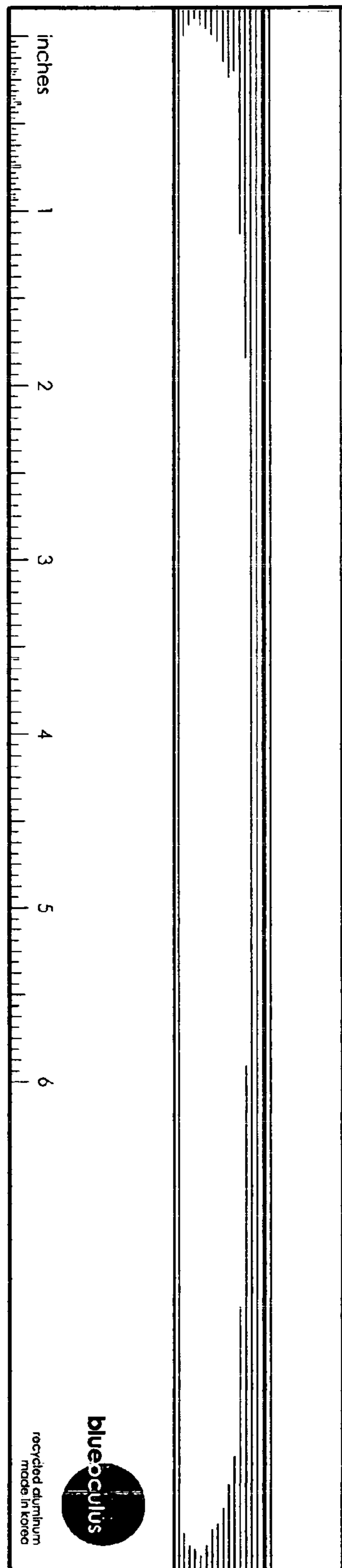


FIG. 4

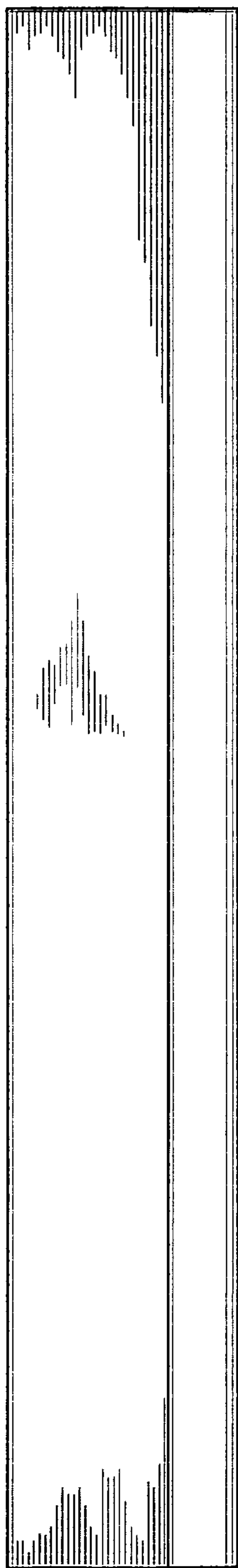


FIG. 5




FIG. 6