



US00D597601S

(12) **United States Design Patent**
Huang

(10) **Patent No.:** **US D597,601 S**

(45) **Date of Patent:** **** Aug. 4, 2009**

(54) **TAPE DISPENSER**

(75) Inventor: **Chin-Hui Huang**, Sindian (TW)

(73) Assignee: **3M Innovative Properties Company**,
St. Paul, MN (US)

(**) Term: **14 Years**

(21) Appl. No.: **29/283,316**

(22) Filed: **Aug. 10, 2007**

(30) **Foreign Application Priority Data**

Feb. 12, 2007 (CN) 2007 3 0000622

(51) **LOC (9) Cl.** **08-02**

(52) **U.S. Cl.** **D19/69**

(58) **Field of Classification Search** D19/36,
D19/70, 69, 68; D13/133, 146; 242/588.6,
242/588.3, 588.2; 225/77, 6, 56, 69, 26,
225/25, 19, 11; 206/411; 156/577, 527,
156/523

See application file for complete search history.

(56) **References Cited**

U.S. PATENT DOCUMENTS

- D190,781 S * 6/1961 Reinecke D19/69
- D359,511 S * 6/1995 Nash et al. D19/68
- D404,430 S * 1/1999 Shen D19/69
- D416,045 S * 11/1999 Shen D19/69
- D430,213 S * 8/2000 Huang D19/69
- D448,415 S * 9/2001 Huang D19/69
- D486,521 S * 2/2004 Crawford et al. D19/69
- D504,155 S * 4/2005 Crawford et al. D19/69

- D510,952 S 10/2005 Piltz et al.
- D539,352 S * 3/2007 Farce et al. D19/69
- D540,388 S * 4/2007 Weinstein D19/69
- D541,866 S * 5/2007 Kent et al. D19/69
- D553,686 S * 10/2007 Chen et al. D19/69
- D568,399 S * 5/2008 Yu Chen D19/69

FOREIGN PATENT DOCUMENTS

- JP D1226388 12/2004
- JP D1244089 6/2005
- KR 3003844000000 9/2004
- TW 519435 12/1990
- TW D105893 8/1993

* cited by examiner

Primary Examiner—Cathron C Brooks

Assistant Examiner—Austin Murphy

(74) *Attorney, Agent, or Firm*—Trisha D. Adamson

(57) **CLAIM**

The ornamental design for a tape dispenser, as shown and described.

DESCRIPTION

FIG. 1 is a perspective view of a new design for a tape dispenser;

FIG. 2 is a right side view thereof with the left side view being a mirror image;

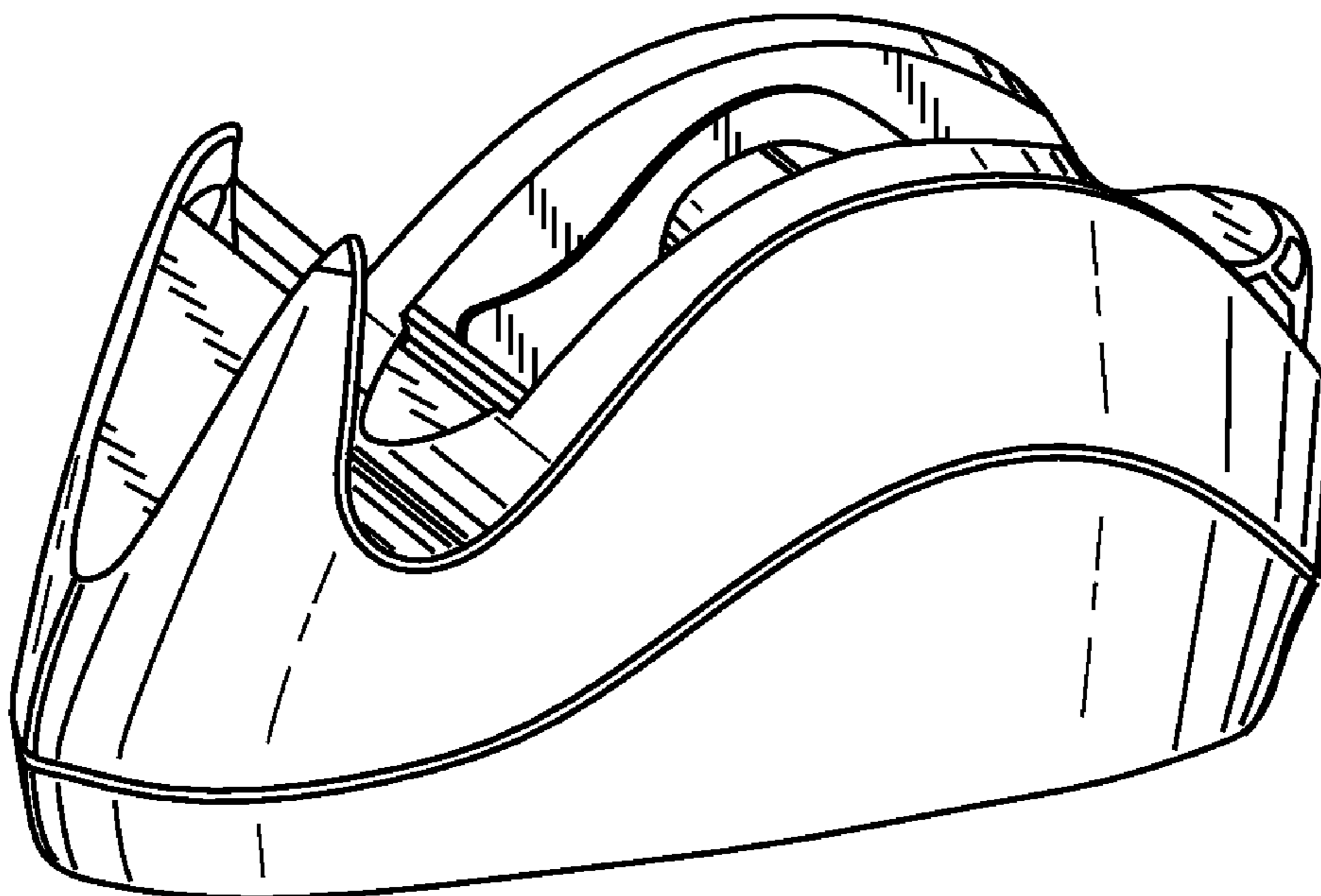
FIG. 3 is a top plan view thereof;

FIG. 4 is a bottom plan view thereof;

FIG. 5 is a front view thereof; and,

FIG. 6 is a top plan view thereof.

1 Claim, 2 Drawing Sheets



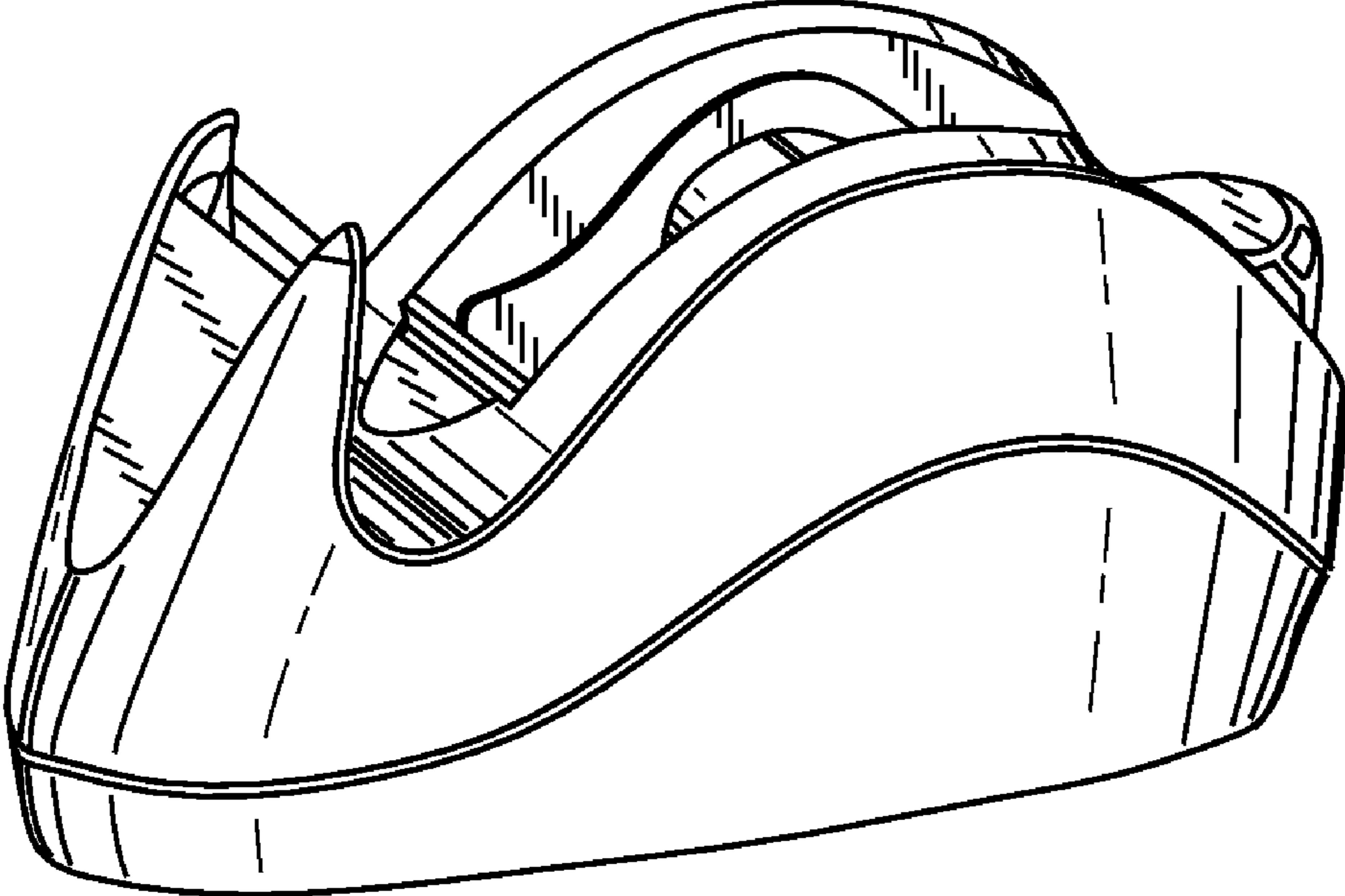


Fig. 1




Fig. 2

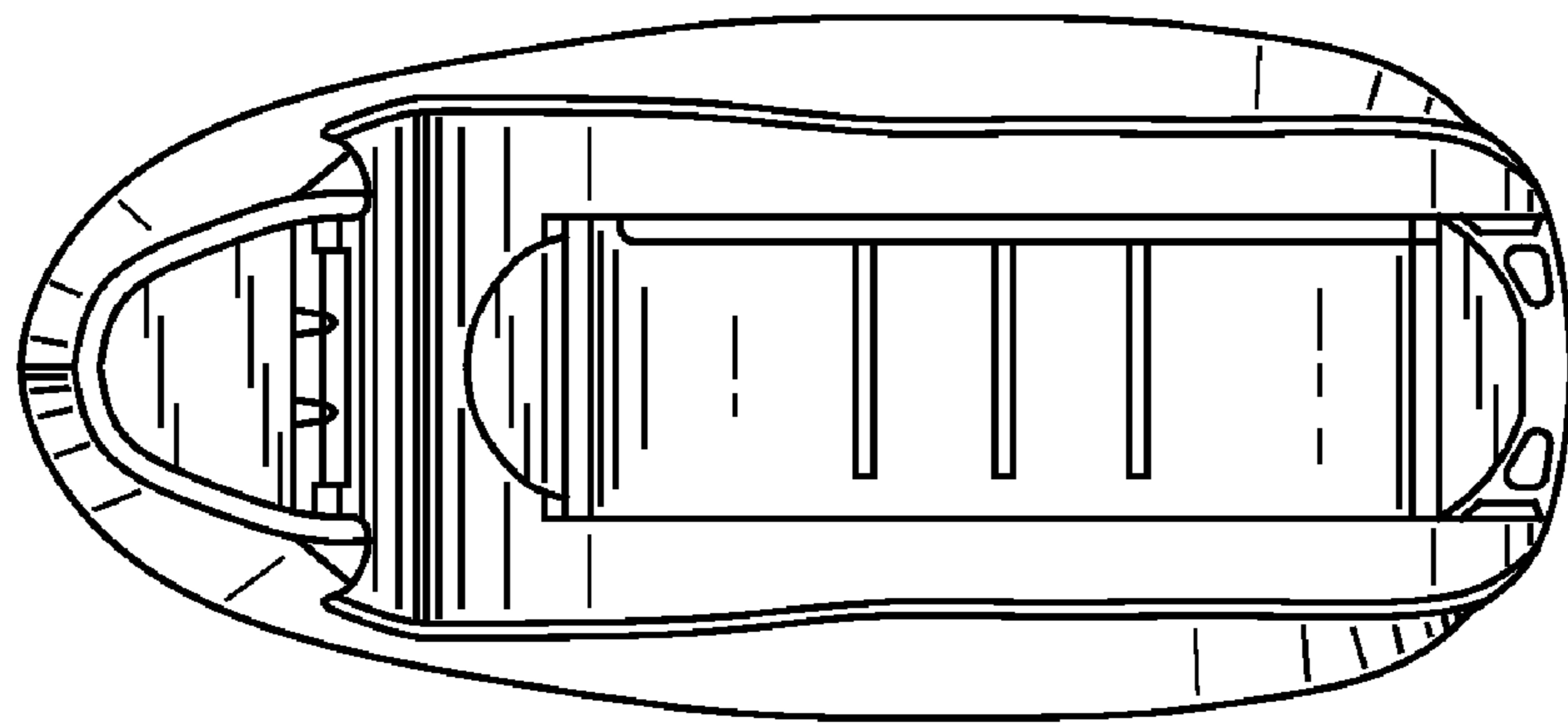


Fig. 3

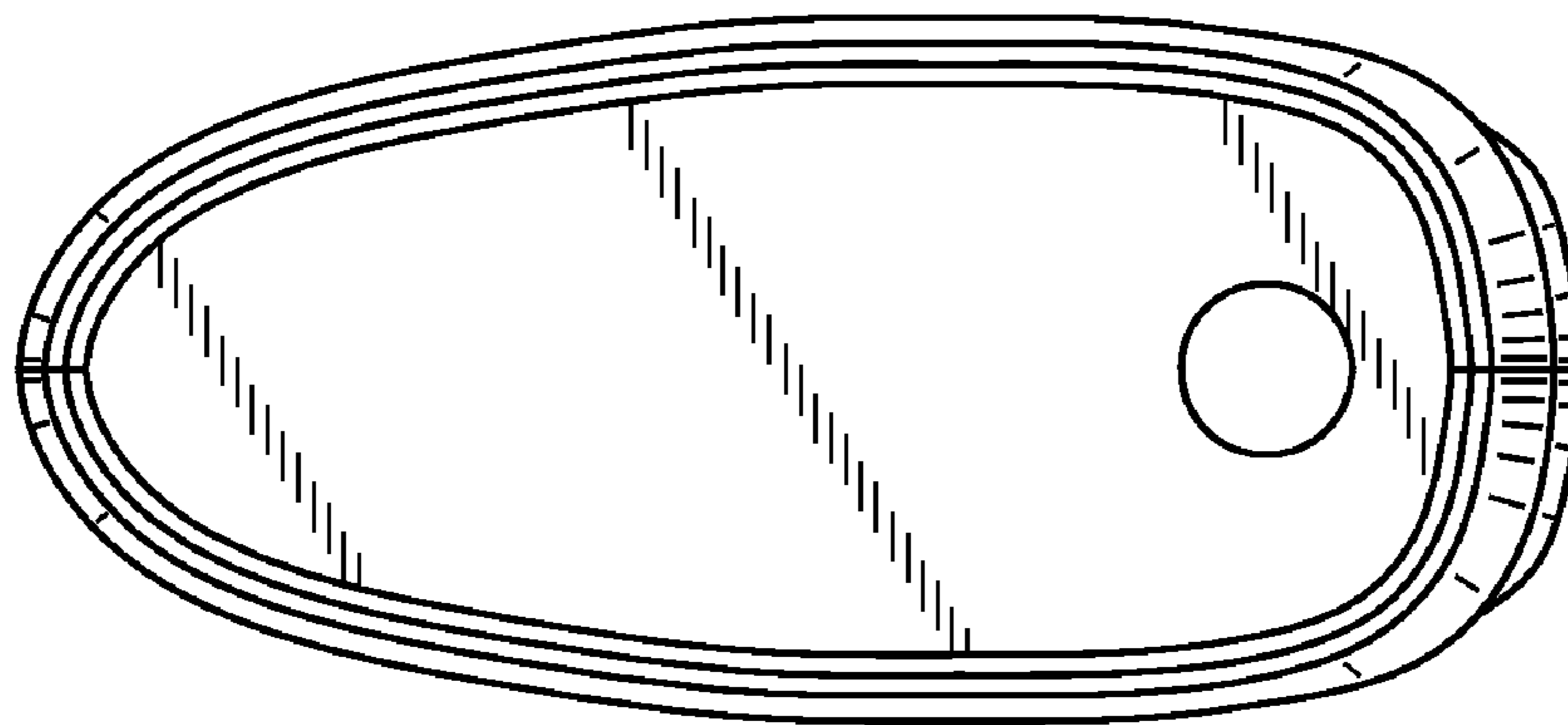


Fig. 4

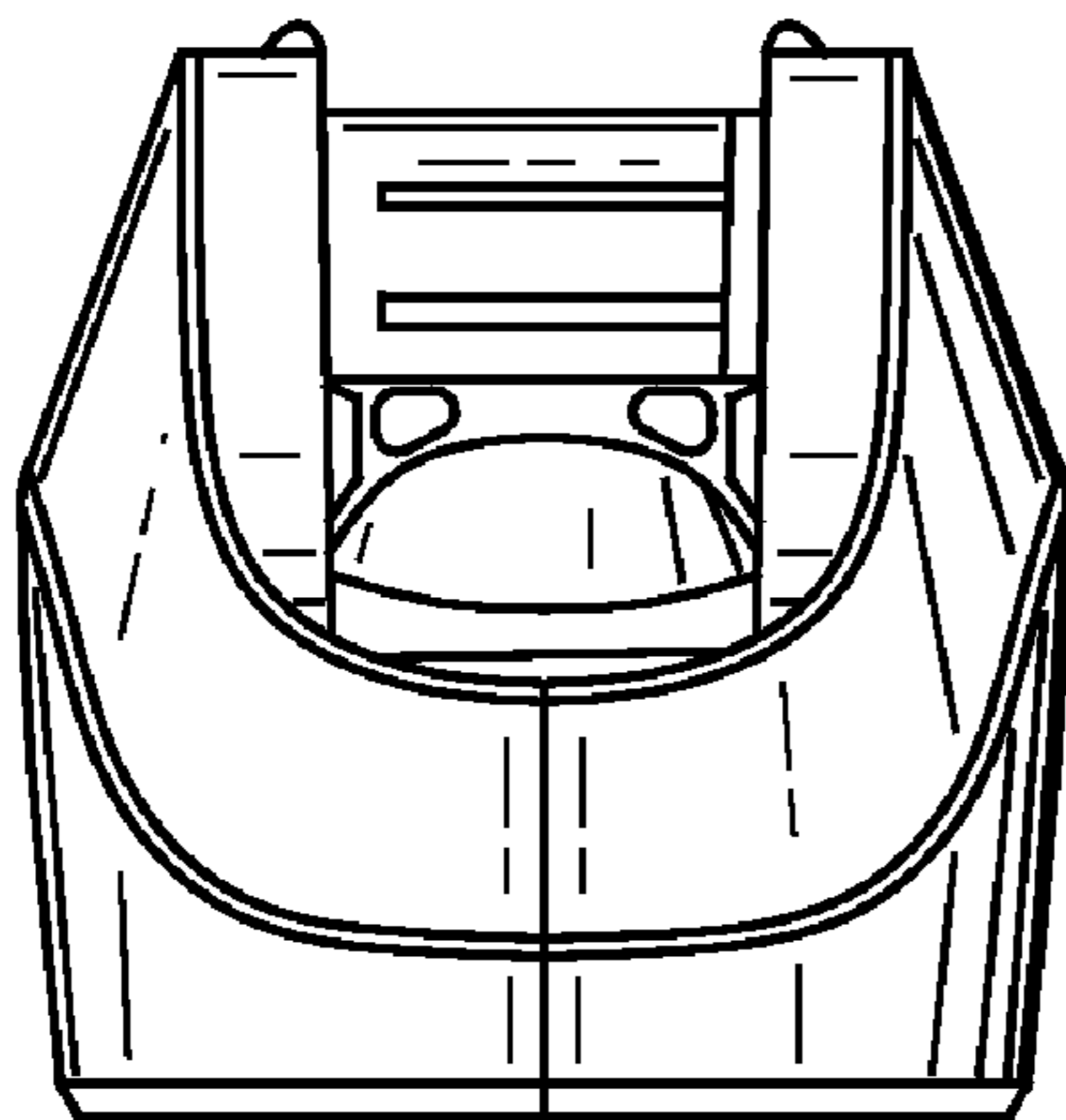


Fig. 5

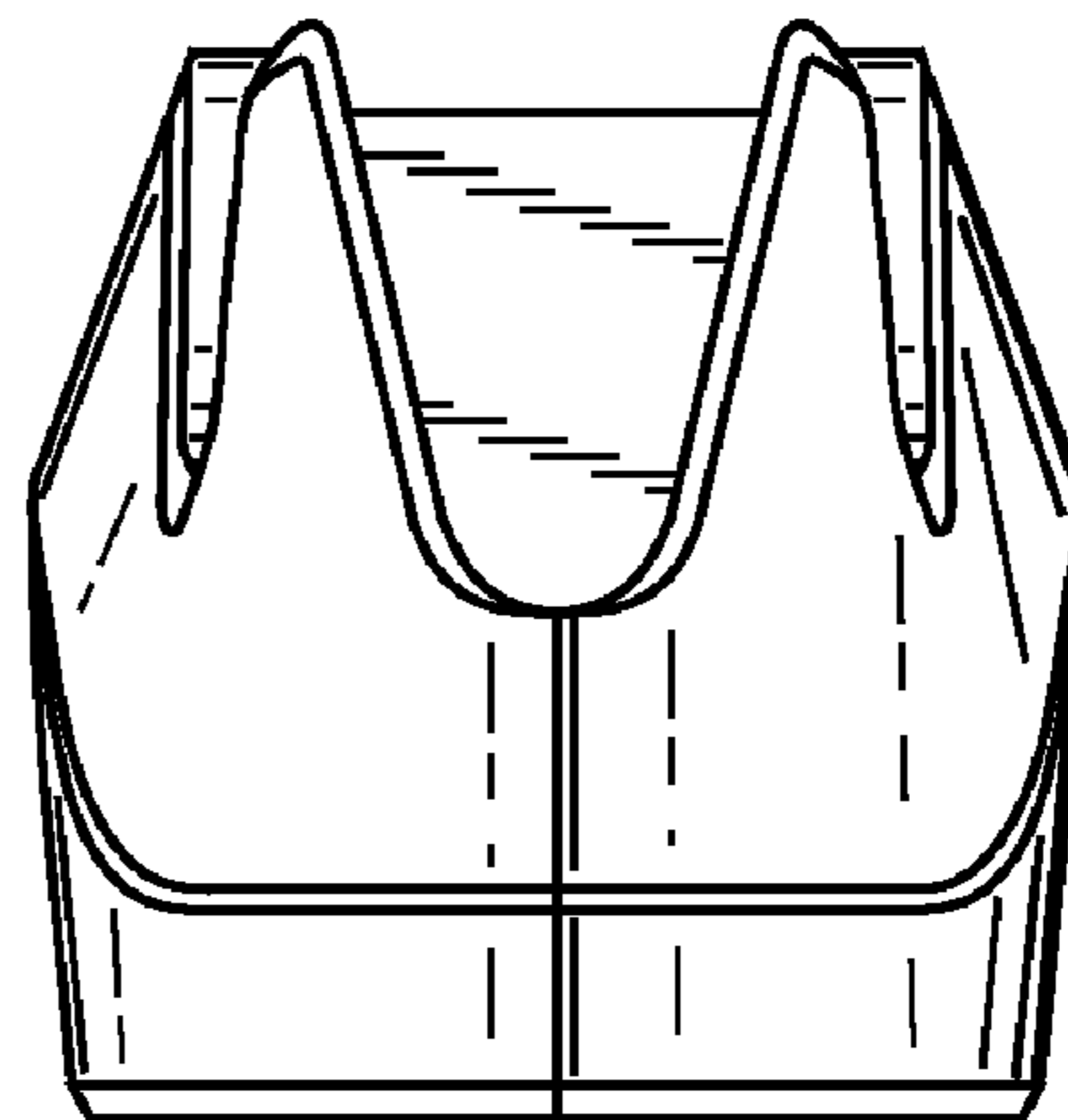


Fig. 6