

US00D597598S

(12) **United States Design Patent**
Ma

(10) **Patent No.:** **US D597,598 S**
(45) **Date of Patent:** **** Aug. 4, 2009**

(54) **HIGHLIGHTER**

(75) Inventor: **Qiankun Ma**, Ningbo (CN)

(73) Assignee: **Beifa Group Co., Ltd.**, Ningbo (CN)

(**) Term: **14 Years**

(21) Appl. No.: **29/304,854**

(22) Filed: **Mar. 7, 2008**

(30) **Foreign Application Priority Data**

Sep. 18, 2007 (CN) 2007 3 0323377

(51) **LOC (9) Cl.** **19-06**

(52) **U.S. Cl.** **D19/41**

(58) **Field of Classification Search** D19/35,
D19/36, 41, 42, 43, 44, 45, 46, 47, 48, 49,
D19/50, 51, 54, 55, 56, 57, 58; D27/146;
24/11 F, 11 P, 11 R; 401/6, 52, 99, 100,
401/104, 105, 106, 107, 108, 109, 192, 195,
401/243, 244, 245, 246, 247; 708/107

See application file for complete search history.

(56) **References Cited**

U.S. PATENT DOCUMENTS

- 2,655,131 A * 10/1953 Wendt 401/91
- D201,412 S * 6/1965 De Groft D19/43
- 3,776,673 A * 12/1973 DeGroft 425/125
- D269,016 S * 5/1983 Garganese D19/45
- D327,706 S * 7/1992 Katami D19/43
- D389,862 S 1/1998 Imagawa
- D496,070 S * 9/2004 Furlong et al. D19/57
- D501,253 S * 1/2005 Bainton D24/114
- D508,530 S * 8/2005 Qiu D19/51
- D539,844 S * 4/2007 Kiple et al. D19/43
- D540,382 S * 4/2007 Qiu D19/43
- D541,339 S 4/2007 Qiu
- D553,190 S * 10/2007 Qiu D19/48
- D559,312 S * 1/2008 Yagyu D19/43
- D569,428 S * 5/2008 Qiu D19/43
- D572,306 S * 7/2008 Qiu et al. D19/36
- D572,754 S * 7/2008 Li D19/43
- D572,760 S * 7/2008 Ma D19/50

- D573,183 S * 7/2008 Qiu et al. D19/36
- D574,731 S * 8/2008 Py et al. D9/723
- D575,340 S * 8/2008 Ma D19/50
- D576,212 S * 9/2008 Qiu et al. D19/47
- D577,068 S * 9/2008 Soetewey D19/51
- D579,048 S * 10/2008 Martin D19/51
- D581,461 S * 11/2008 Li D19/48
- D583,866 S * 12/2008 Eddington et al. D19/49
- 7,465,112 B2 * 12/2008 Qiu 401/107
- 2008/0075524 A1 * 3/2008 Erlebacher et al. 401/195

FOREIGN PATENT DOCUMENTS

- GB 2031172 * 12/1992
- HK 0000942.7 * 12/2000

* cited by examiner

Primary Examiner—Elizabeth A Albert

Assistant Examiner—Karen E Eldridge Powers

(74) *Attorney, Agent, or Firm*—Christensen O'Connor Johnson Kindness PLLC

(57) **CLAIM**

The ornamental design for a highlighter, as shown and described.

DESCRIPTION

FIG. 1 is an upper front right perspective view of a highlighter showing my new design;

FIG. 2 is an exploded lower front right perspective view thereof;

FIG. 3 is an upper front left perspective view thereof, with the cap removed and placed on the opposite end of the highlighter;

FIG. 4 is a top plan view of the highlighter shown in FIG. 1;

FIG. 5 is a bottom plan view thereof;

FIG. 6 is a right side elevation view thereof;

FIG. 7 is a front elevation view thereof;

FIG. 8 is a left side elevation view thereof; and,

FIG. 9 is a rear elevation view thereof.

1 Claim, 4 Drawing Sheets

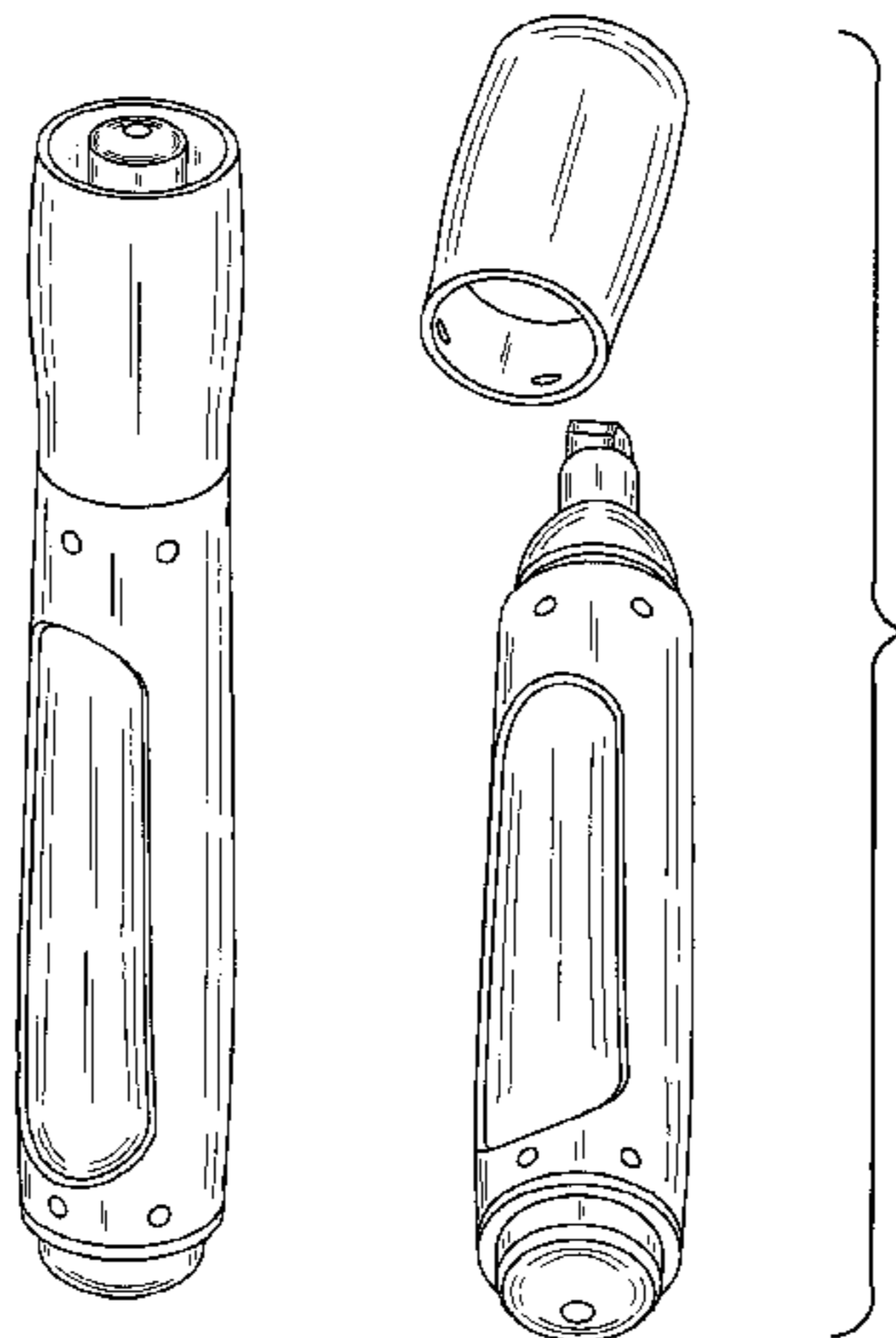


Fig.1.

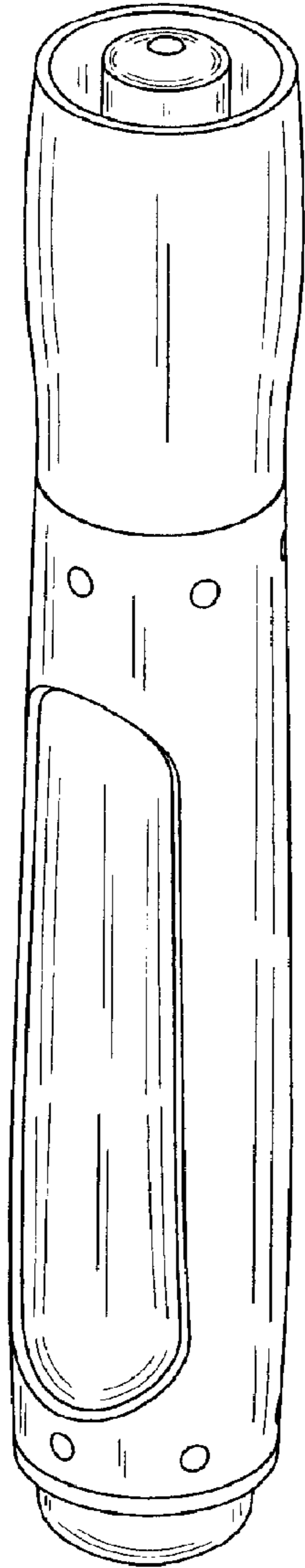


Fig.2.

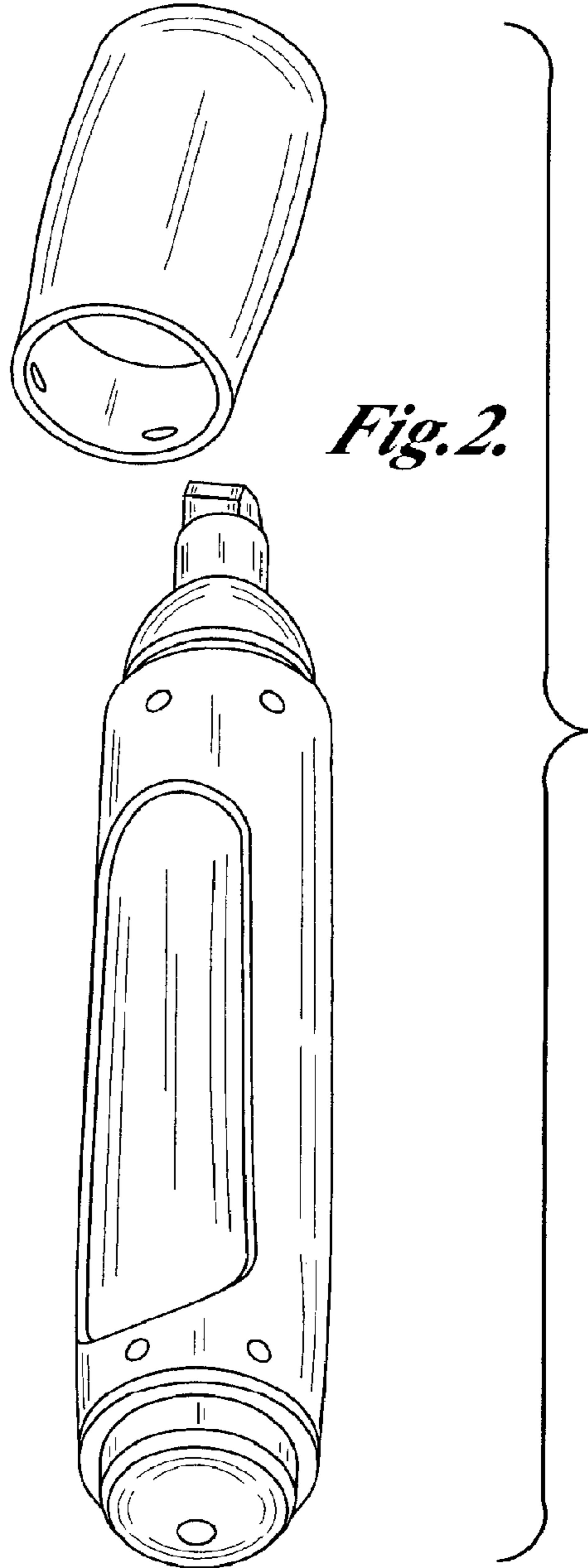


Fig.3.

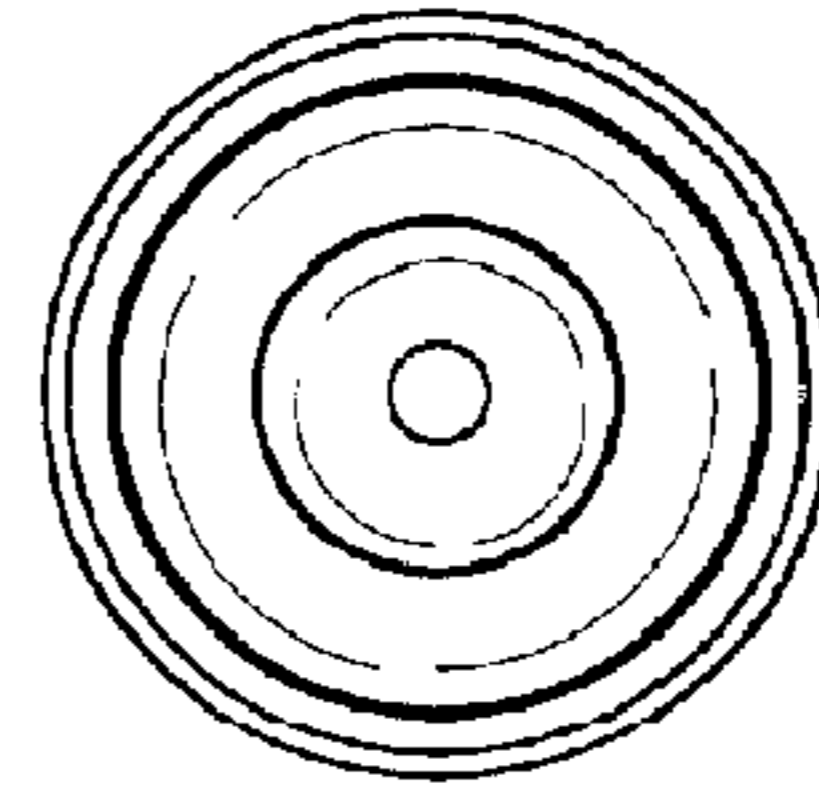



Fig.4.

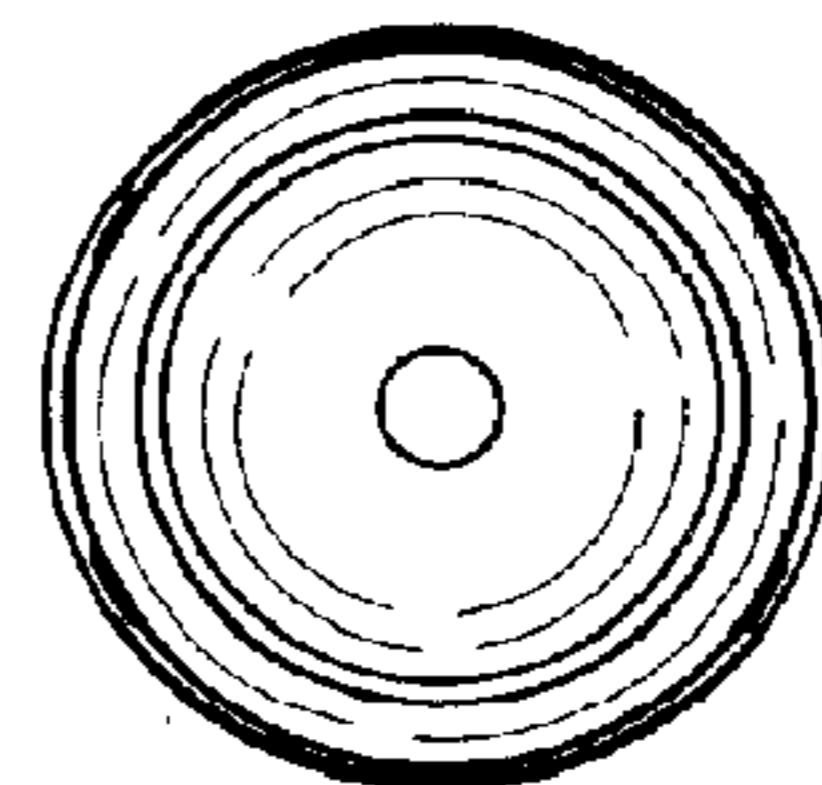


Fig.5.

Fig. 6.

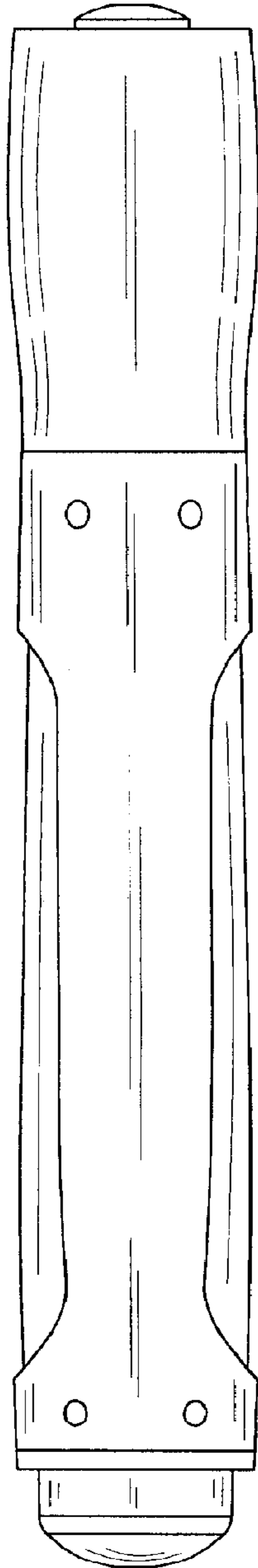


Fig. 7.

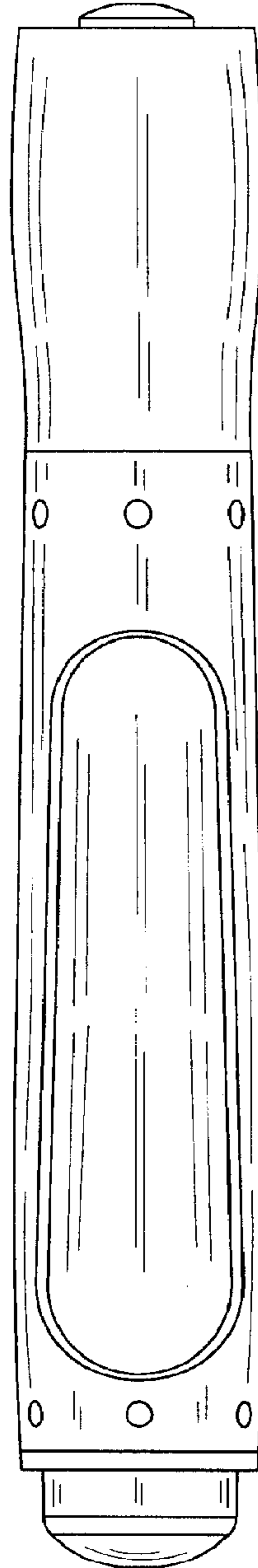


Fig. 8.

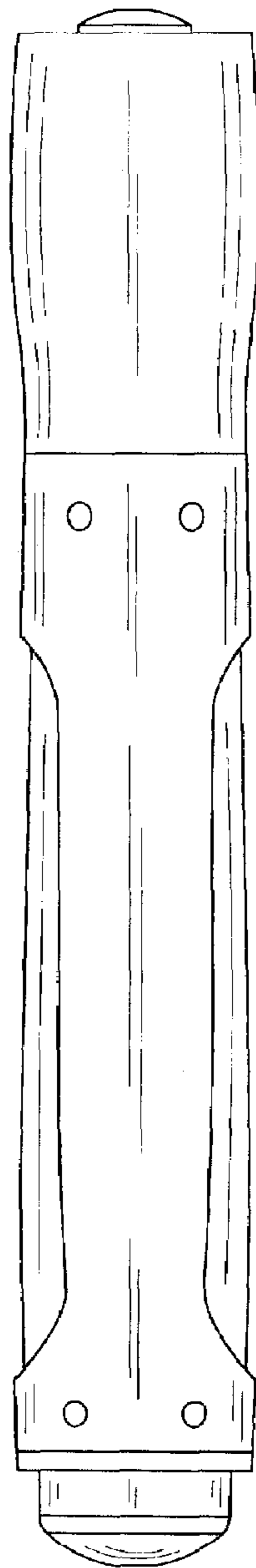


Fig. 9.

