

US00D597597S

(12) **United States Design Patent**  
**Alexander**

(10) **Patent No.:** **US D597,597 S**

(45) **Date of Patent:** **\*\* Aug. 4, 2009**

(54) **MAGNETIC BOOK MARK**

(76) **Inventor:** **Laura Alexander**, 1604 Aspen Village Way, West Covina, CA (US) 91206

(\*\*) **Term:** **14 Years**

(21) **Appl. No.:** **29/294,841**

(22) **Filed:** **Jan. 29, 2008**

(51) **LOC (9) Cl.** ..... **19-99**

(52) **U.S. Cl.** ..... **D19/34**

(58) **Field of Classification Search** ..... D19/1, D19/2, 34, 32, 65; D11/78.1, 223; D9/600; D3/253, 247; 116/238, 239, 240, 234, 235; 24/67 R; 281/142; 40/124.01

See application file for complete search history.

(56) **References Cited**

**U.S. PATENT DOCUMENTS**

2,964,010	A *	12/1960	Harrison	.....	116/234
D282,377	S *	1/1986	Curran	.....	D19/26
D282,856	S *	3/1986	Daly	.....	D6/626
D311,209	S *	10/1990	Svee	.....	D19/34
4,990,018	A *	2/1991	Best et al.	.....	402/79
D323,348	S *	1/1992	Tooker	.....	D19/26
D341,373	S *	11/1993	Stern	.....	D19/26
D374,459	S *	10/1996	Vartanian	.....	D19/34
5,632,225	A *	5/1997	Krasner	.....	116/235
D410,679	S *	6/1999	Blanchard et al.	.....	D19/34

D479,562	S *	9/2003	Best et al.	.....	D20/27
D490,475	S *	5/2004	Best et al.	.....	D20/27
D493,492	S *	7/2004	Best et al.	.....	D20/27
D494,223	S *	8/2004	Best et al.	.....	D20/27
D496,960	S *	10/2004	Palmieri et al.	.....	D19/34
D497,377	S *	10/2004	Waggoner et al.	.....	D16/135
D504,159	S *	4/2005	Best et al.	.....	D20/27
D510,601	S *	10/2005	Best et al.	.....	D20/27
7,055,861	B1 *	6/2006	Lee	.....	281/42
2005/0242567	A1 *	11/2005	Palamidessi	.....	281/42

\* cited by examiner

*Primary Examiner*—Cathron C Brooks

*Assistant Examiner*—Austin Murphy

(74) *Attorney, Agent, or Firm*—Kenneth L. Green; Edgar W. Averill, Jr.

(57) **CLAIM**

The ornamental design for a magnetic book mark, as shown.

**DESCRIPTION**

FIG. 1 is a perspective view showing the front, right side and inside rear surface of my magnetic book mark.

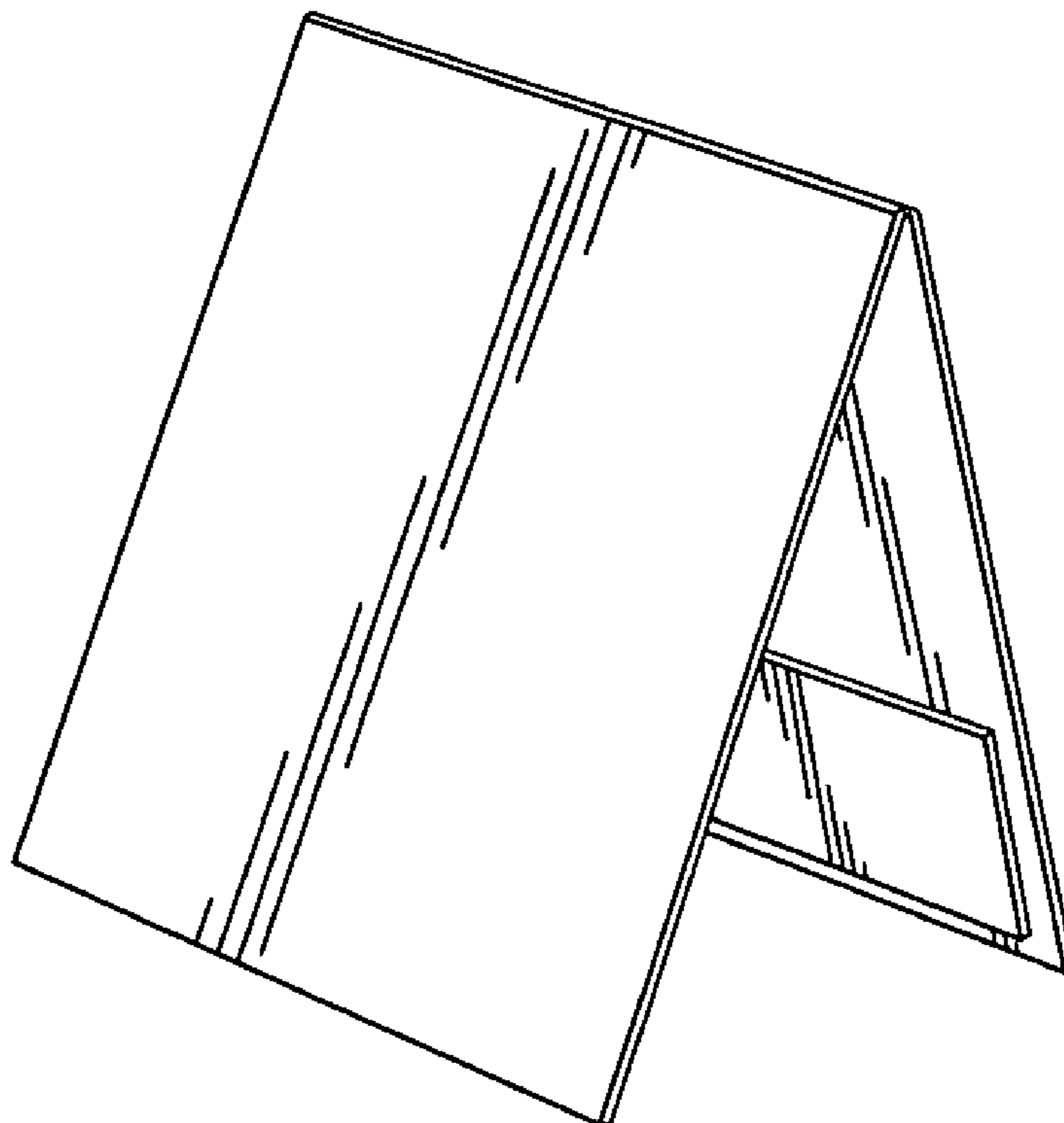
FIG. 2 is a top view thereof.


FIG. 3 is a left side view thereof.

FIG. 4 is an end view thereof; and,

FIG. 5 is a bottom view thereof.

**1 Claim, 1 Drawing Sheet**



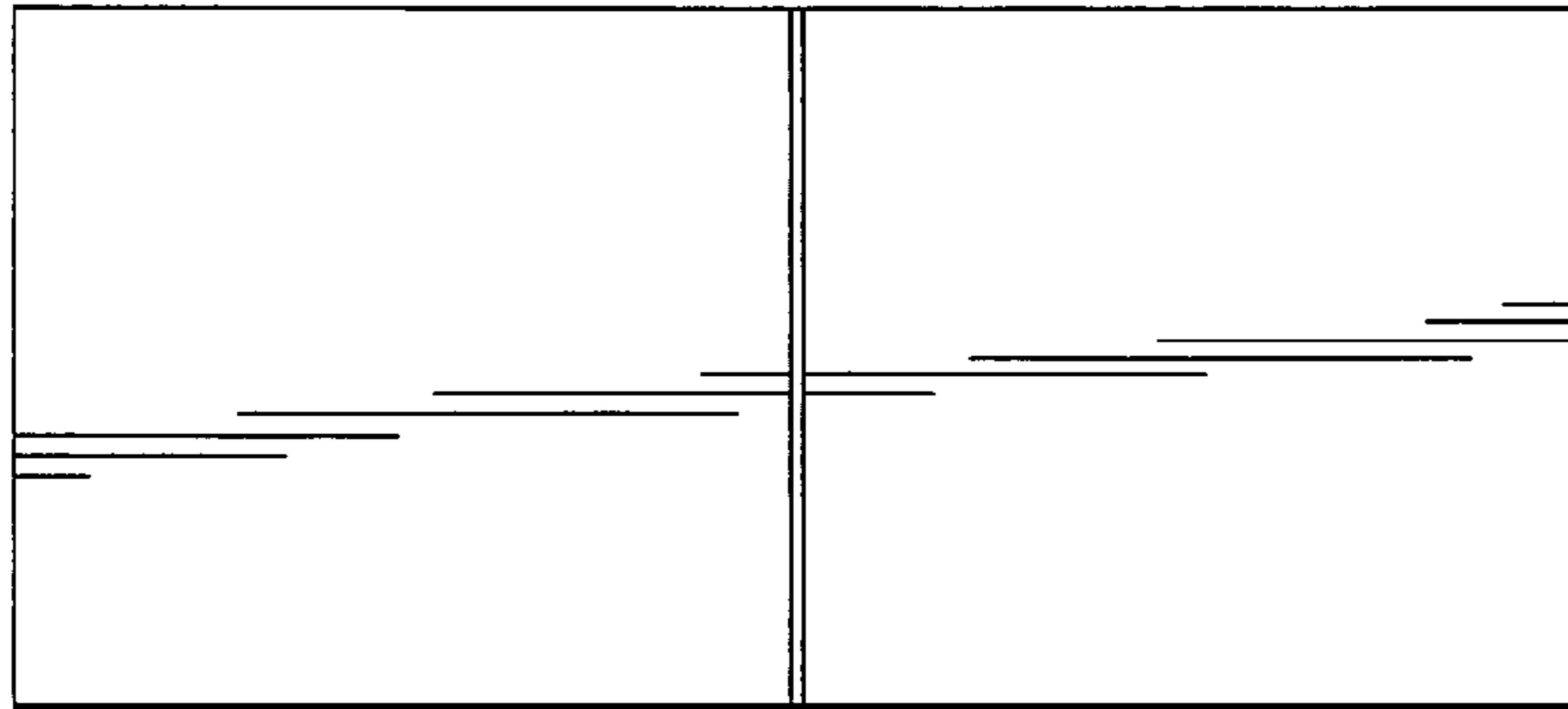


*FIG. 1*



*FIG. 4*

*FIG. 2*



*FIG. 3*



*FIG. 5*

