



US00D597588S

(12) **United States Design Patent**  
**Cody**

(10) **Patent No.:** **US D597,588 S**

(45) **Date of Patent:** **\*\* Aug. 4, 2009**

(54) **SKATEBOARD BASS GUITAR**

(76) Inventor: **Marc Cody**, 4951 Augusta Ave.,  
Oldsmar, FL (US) 34677

(\*\*) Term: **14 Years**

(21) Appl. No.: **29/325,456**

(22) Filed: **Oct. 1, 2008**

(51) **LOC (9) Cl.** ..... **17-03**

(52) **U.S. Cl.** ..... **D17/18**

(58) **Field of Classification Search** ..... D17/14,  
D17/18-20; 84/267-269, 290-293

See application file for complete search history.

(56) **References Cited**

U.S. PATENT DOCUMENTS

529,893	A *	11/1894	Burke	.....	84/291
D67,898	S *	7/1925	Makay	.....	D17/19
2,817,261	A *	12/1957	Fender	.....	84/728
D207,877	S *	6/1967	FitzGibbon	.....	D17/14
4,616,550	A *	10/1986	Lacroix et al.	.....	84/173
D363,946	S *	11/1995	Eberlen	.....	D17/14
D457,587	S *	5/2002	Wolf	.....	D21/760
D500,514	S *	1/2005	Ekin	.....	D17/18
D528,582	S *	9/2006	Flood	.....	D17/18
D536,724	S *	2/2007	Cupit	.....	D17/14

\* cited by examiner

*Primary Examiner*—Ian Simmons

*Assistant Examiner*—R. Johnson

(74) *Attorney, Agent, or Firm*—Dennis G. LaPointe

(57) **CLAIM**

I claim the ornamental design for skateboard bass guitar, as shown and described.

**DESCRIPTION**

FIG. 1 is a front view of a skateboard bass guitar showing my new design;

FIG. 2 is a back view of the design of FIG. 1;

FIG. 3 is a left side view of the design of FIG. 1;

FIG. 4 is a right side view of the design of FIG. 1;

FIG. 5 is a top view of the design of FIG. 1;

FIG. 6 is a bottom view of the design of FIG. 1;

FIG. 7 is a perspective front view of the design of FIG. 1; and,

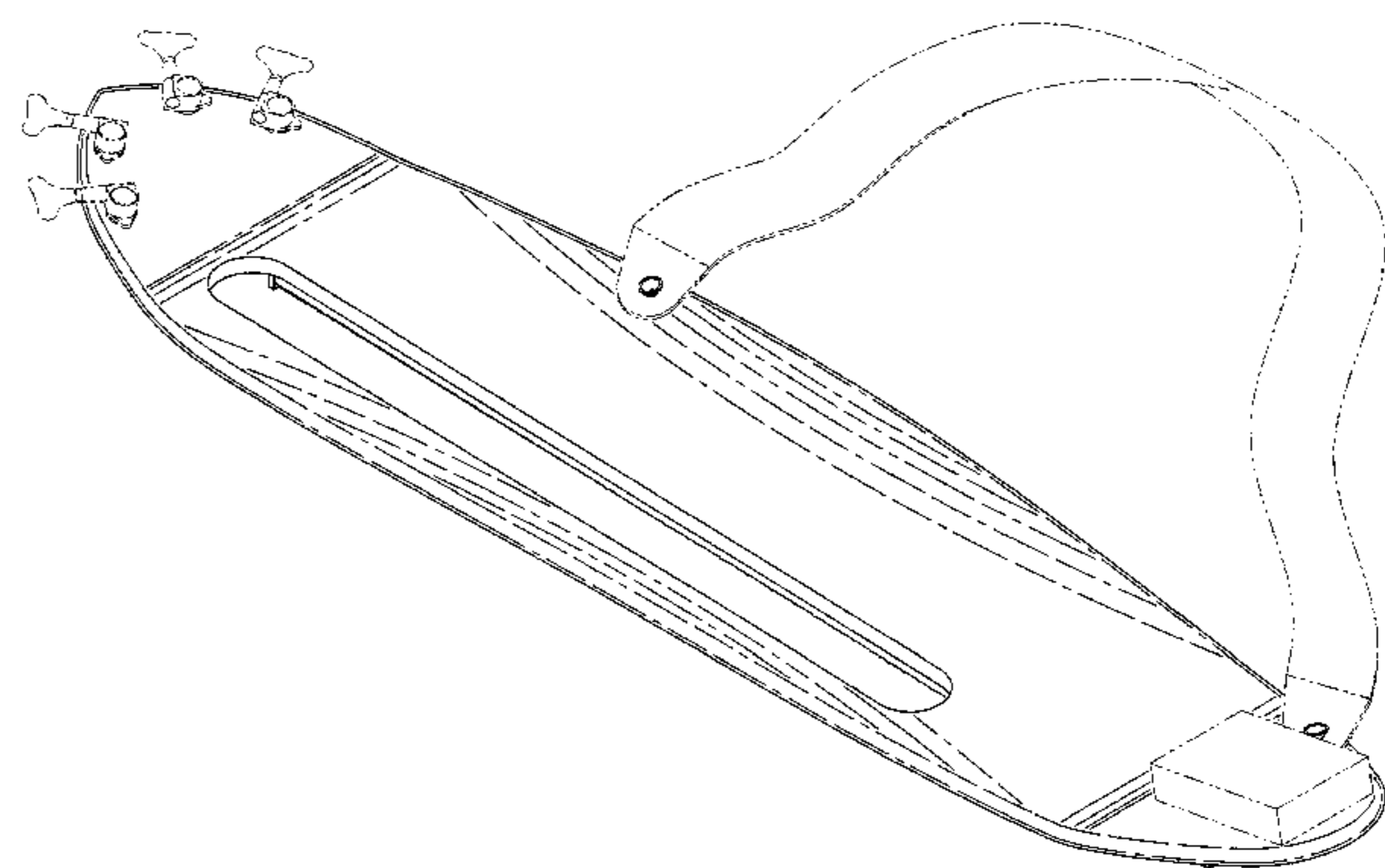
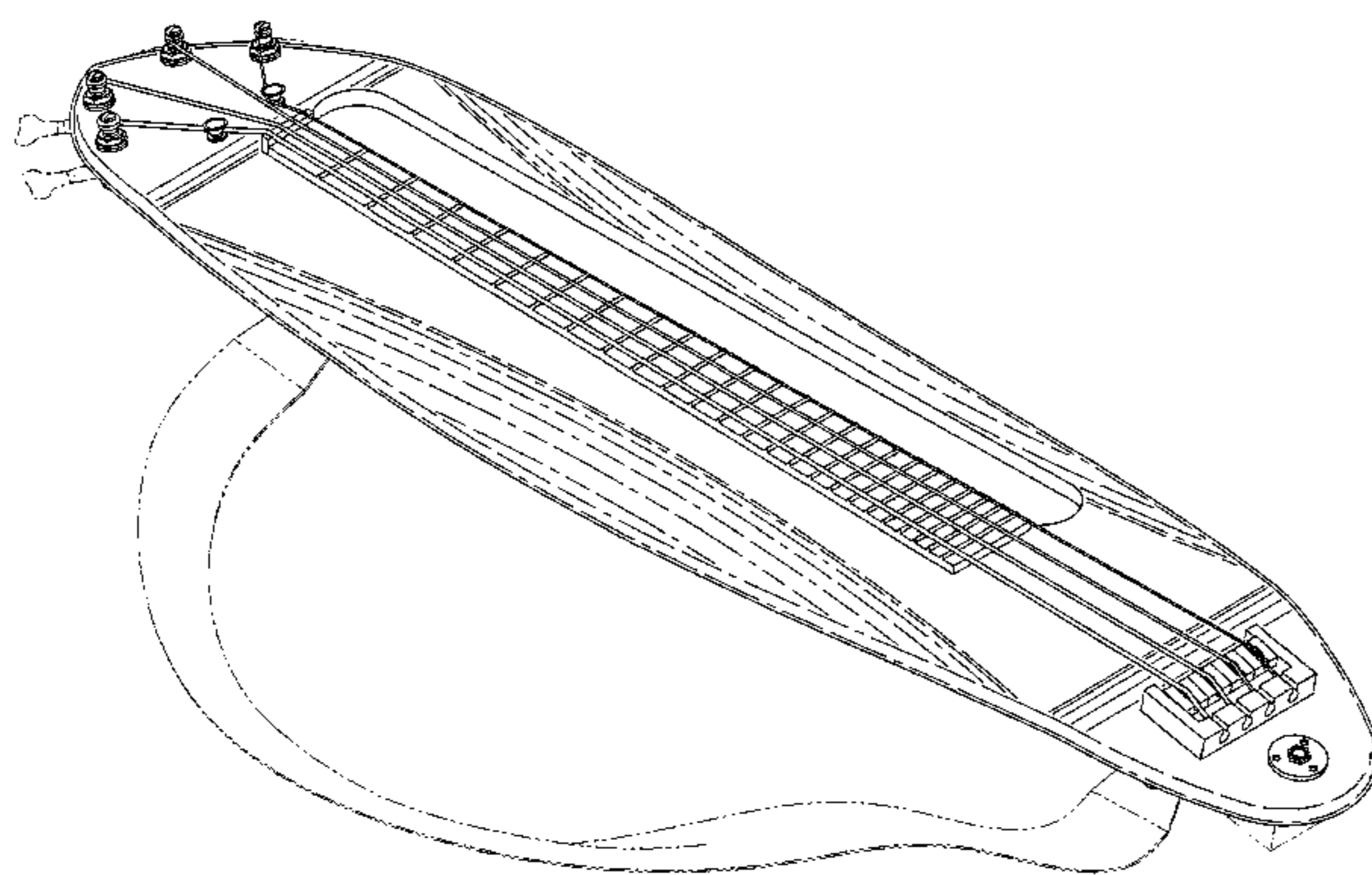
FIG. 8 is a perspective back view of the design of FIG. 1.

In FIGS. 1-8, the design of the string tensioning handles shown by the phantom lines is disclaimed.

In FIGS. 7-8, the design of the cover for the guitar electronic circuitry components on the back side of the invention shown by the phantom lines is disclaimed.

The design of the strap portion depicted in FIGS. 7-8 shown by the phantom lines is disclaimed.

**1 Claim, 5 Drawing Sheets**



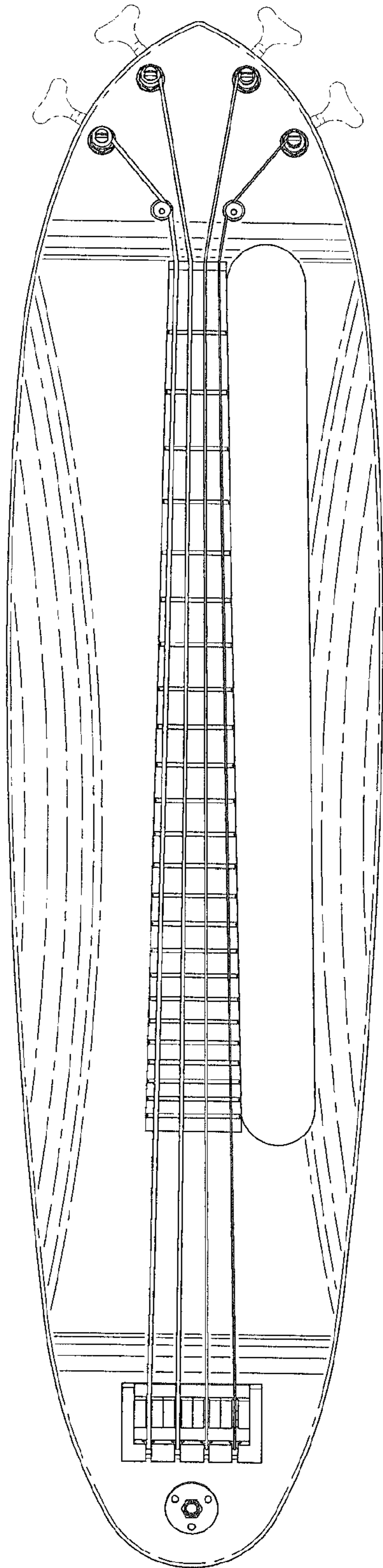


FIG. 1




FIG. 2



FIG. 3




FIG. 4

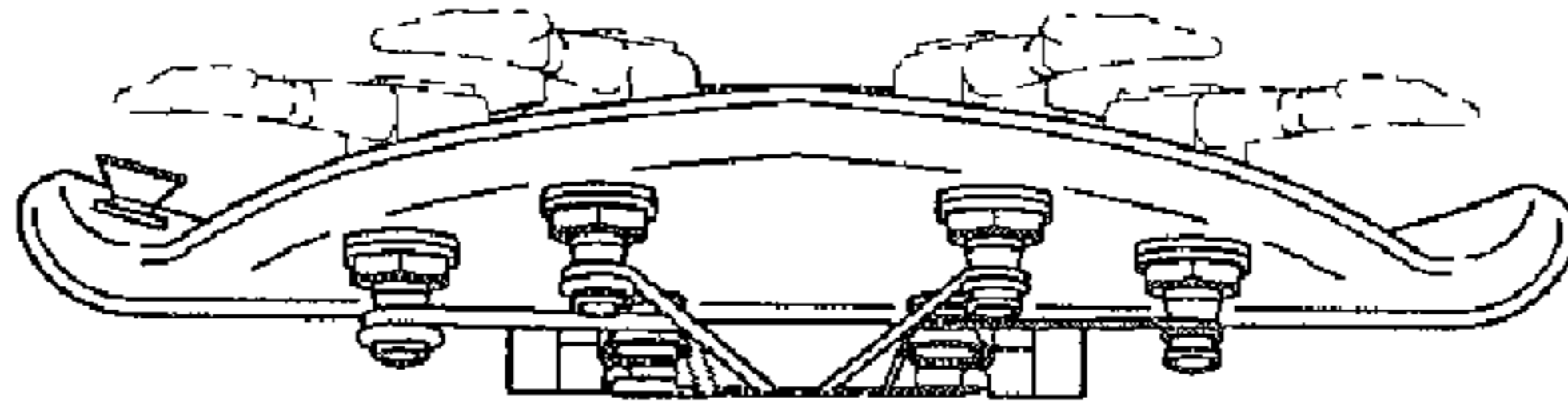


FIG. 5

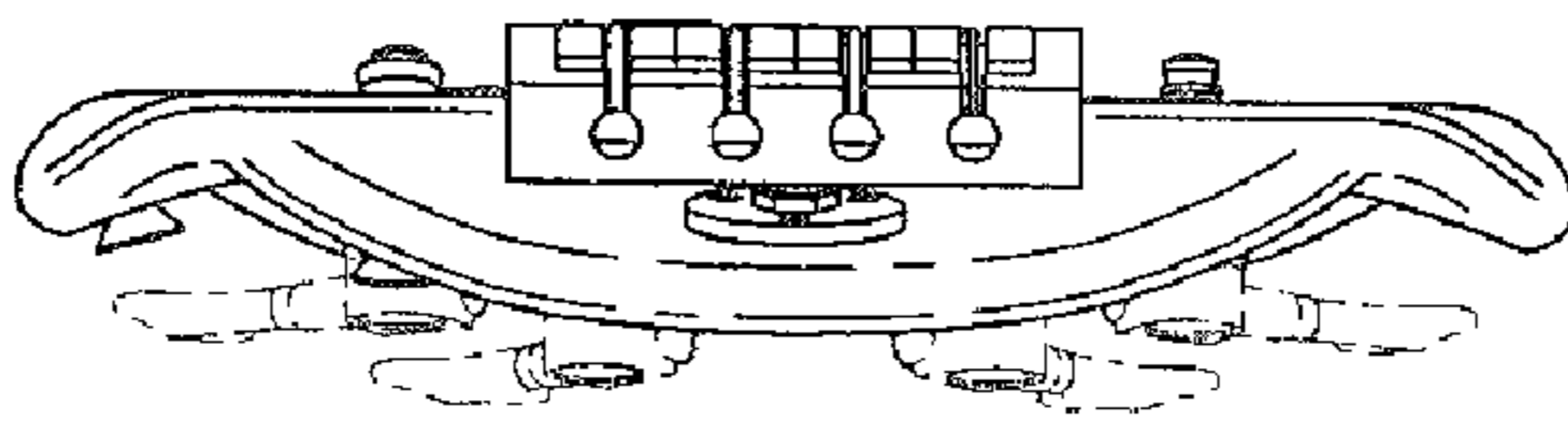


FIG. 6

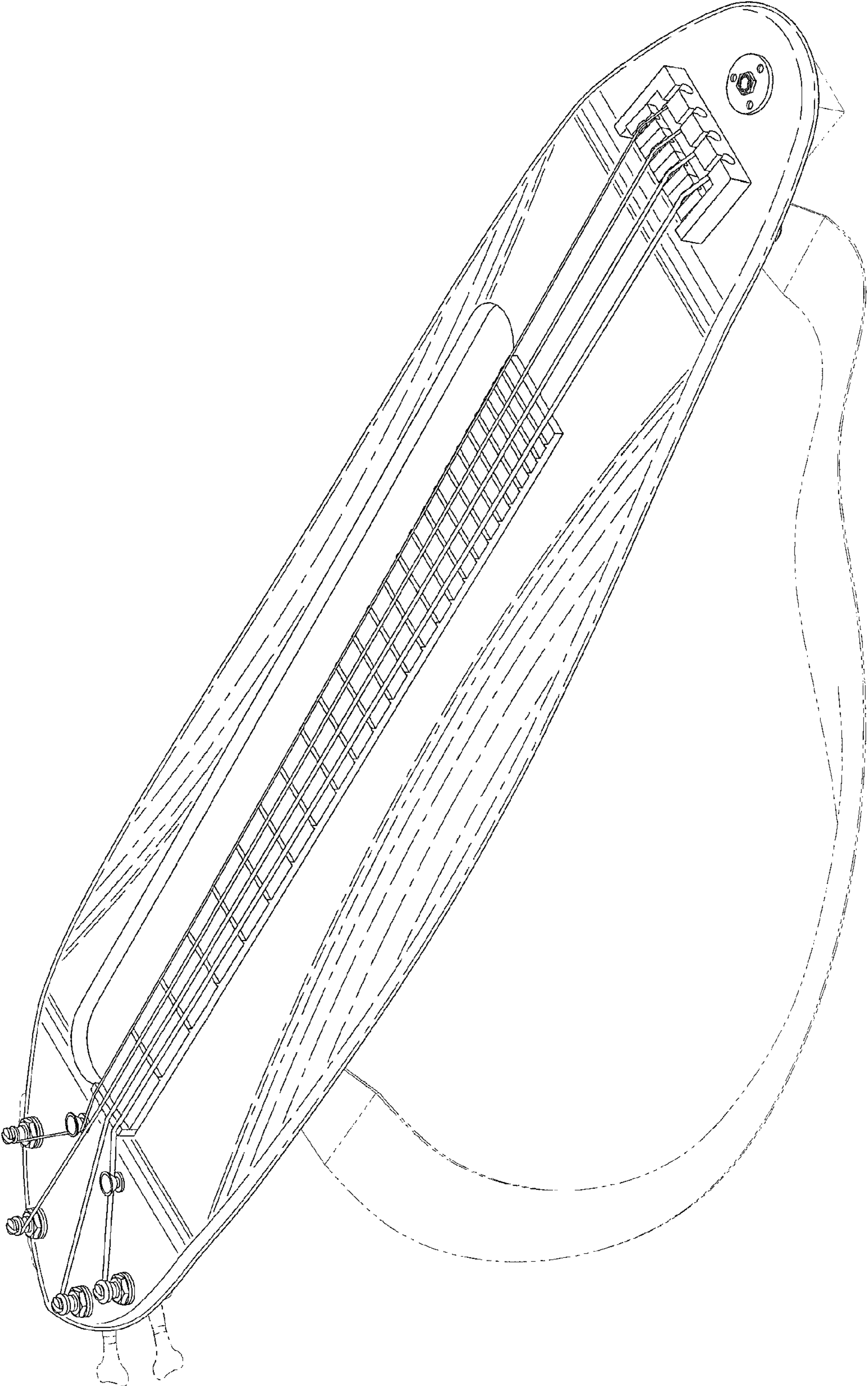


FIG. 7

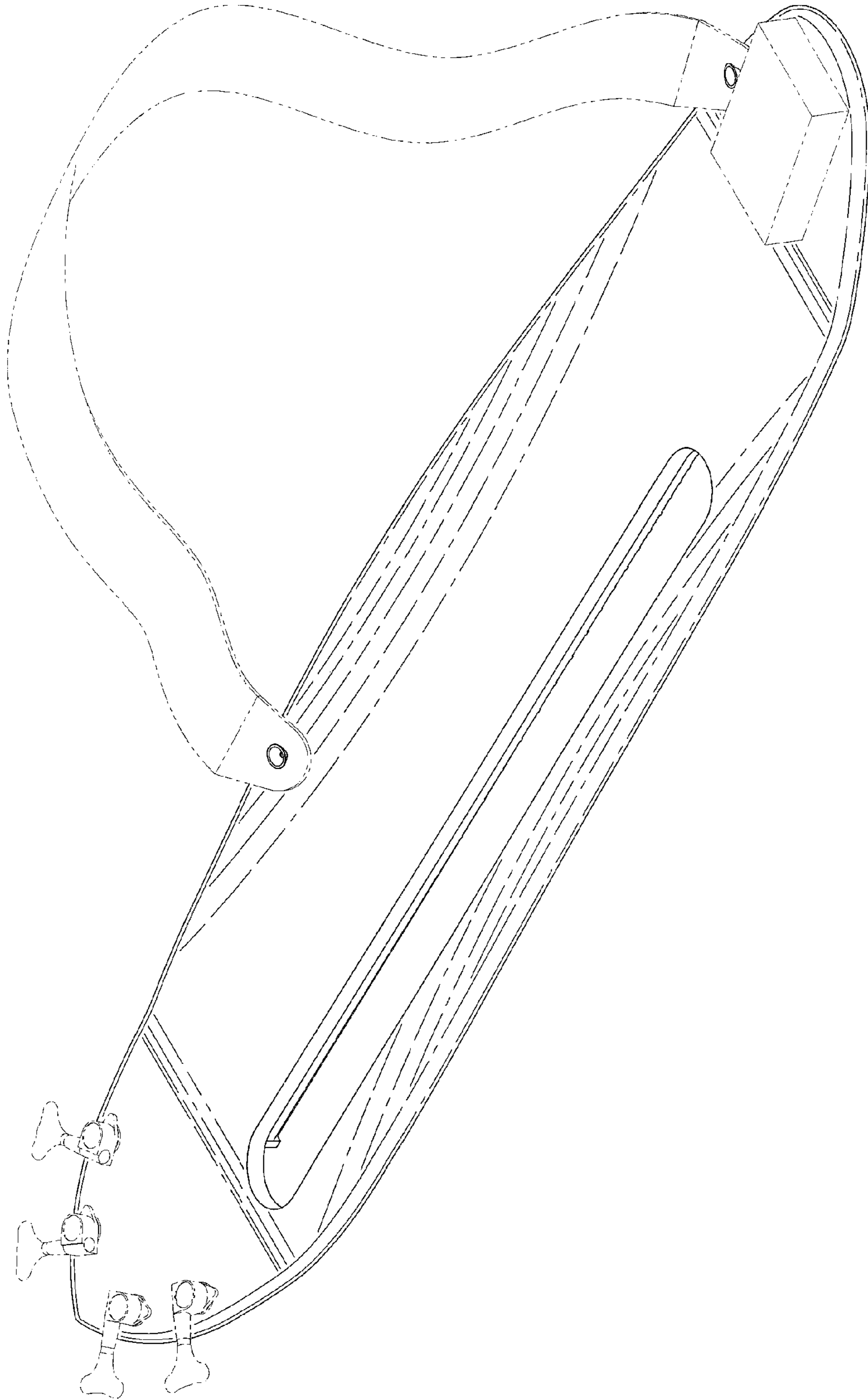


FIG. 8