

US00D597587S

(12) **United States Design Patent**  
**Bailey et al.**

(10) **Patent No.:** **US D597,587 S**

(45) **Date of Patent:** **\*\* Aug. 4, 2009**

(54) **ELECTRONIC PIANO**

(75) Inventors: **Marianne Bailey**, Hamamatsu (JP);  
**Keizo Tatsumi**, Hamamatsu (JP)

(73) Assignee: **Yamaha Corporation**, Hamamatsu-shi (JP)

(\*\*) Term: **14 Years**

(21) Appl. No.: **29/320,771**

(22) Filed: **Jul. 3, 2008**

(30) **Foreign Application Priority Data**

Mar. 5, 2008 (JP) ..... 2008-005415

(51) **LOC (9) Cl.** ..... **17-01**

(52) **U.S. Cl.** ..... **D17/7**

(58) **Field of Classification Search** ..... D17/1,  
D17/7; 84/13, 172, 174, 178, 240, 242, 423 R;  
D21/409

See application file for complete search history.

(56) **References Cited**

**U.S. PATENT DOCUMENTS**

D70,427 S *	6/1926	Hurst	.....	D17/7
D111,101 S *	8/1938	Worthington	.....	D17/7
D112,353 S *	11/1938	Zack	.....	D17/7
D115,513 S *	7/1939	Day	.....	D17/7
D115,934 S *	8/1939	Manfre	.....	D17/7
D154,296 S *	6/1949	Millington	.....	D17/7
D160,106 S *	9/1950	Millington	.....	D17/7
D176,426 S *	12/1955	Millington	.....	D17/7

D184,139 S *	12/1958	Millington	.....	D17/7
4,028,980 A *	6/1977	Hill et al.	.....	84/218
D324,531 S *	3/1992	Lee	.....	D17/7
D510,592 S *	10/2005	Katsumata	.....	D17/7
D566,165 S *	4/2008	Ito	.....	D17/7

\* cited by examiner

*Primary Examiner*—Ian Simmons

*Assistant Examiner*—R. Johnson

(74) *Attorney, Agent, or Firm*—Sughrue Mion, PLLC

(57) **CLAIM**

The ornamental design for a electronic piano, as shown and described.

**DESCRIPTION**

FIG. 1 is a front perspective view of the electronic piano of the present invention;

FIG. 2 is a front view thereof;

FIG. 3 is a top view thereof;

FIG. 4 is a first side view thereof;

FIG. 5 is a second side view thereof;



FIG. 6 is a rear view thereof;

FIG. 7 is a bottom view thereof; and,

FIG. 8 is a front view thereof with the keyboard cover in its down position.

The broken lines in FIG. 7 show environmental structure only, and form no part of the claimed design.

**1 Claim, 7 Drawing Sheets**



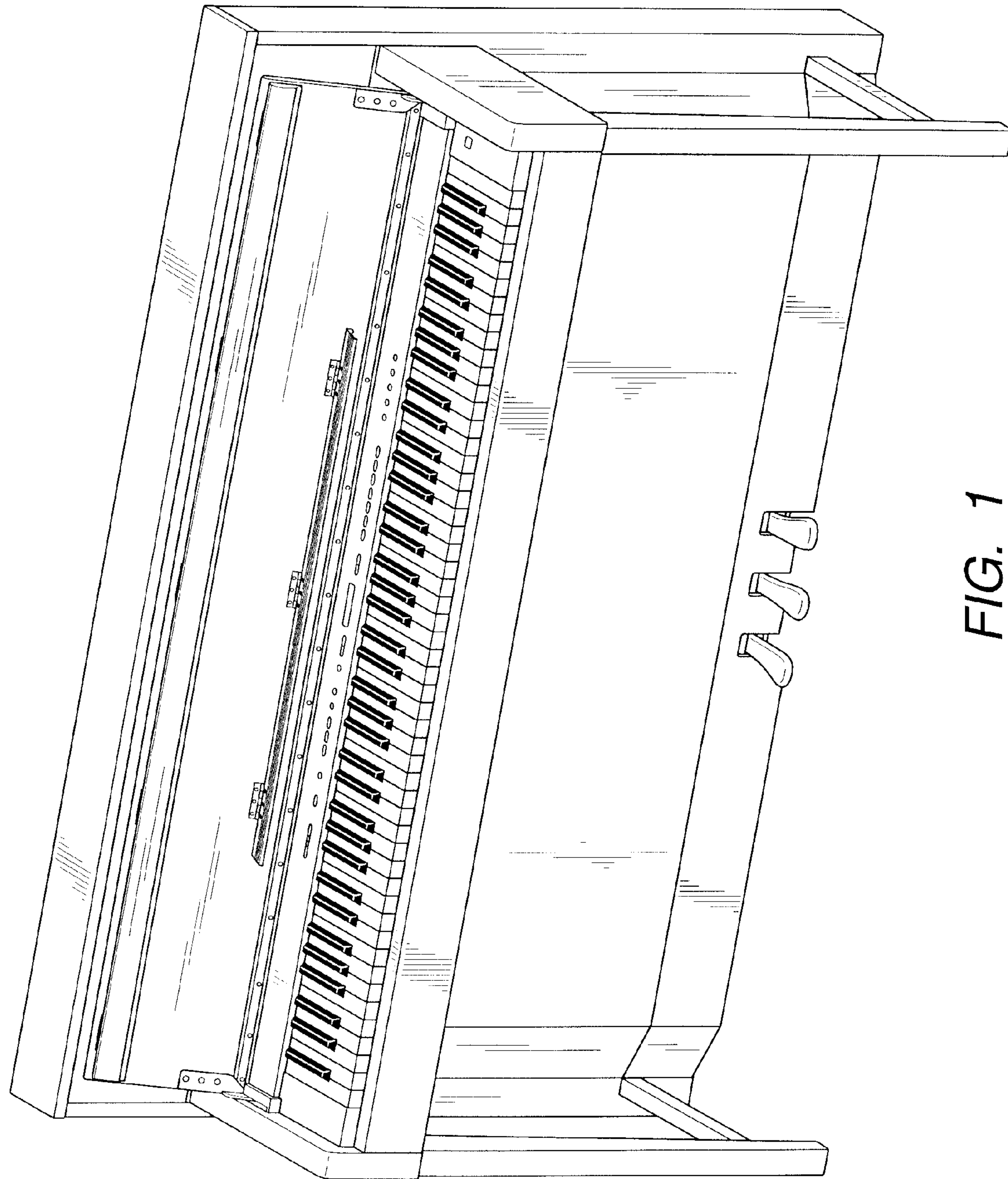


FIG. 1

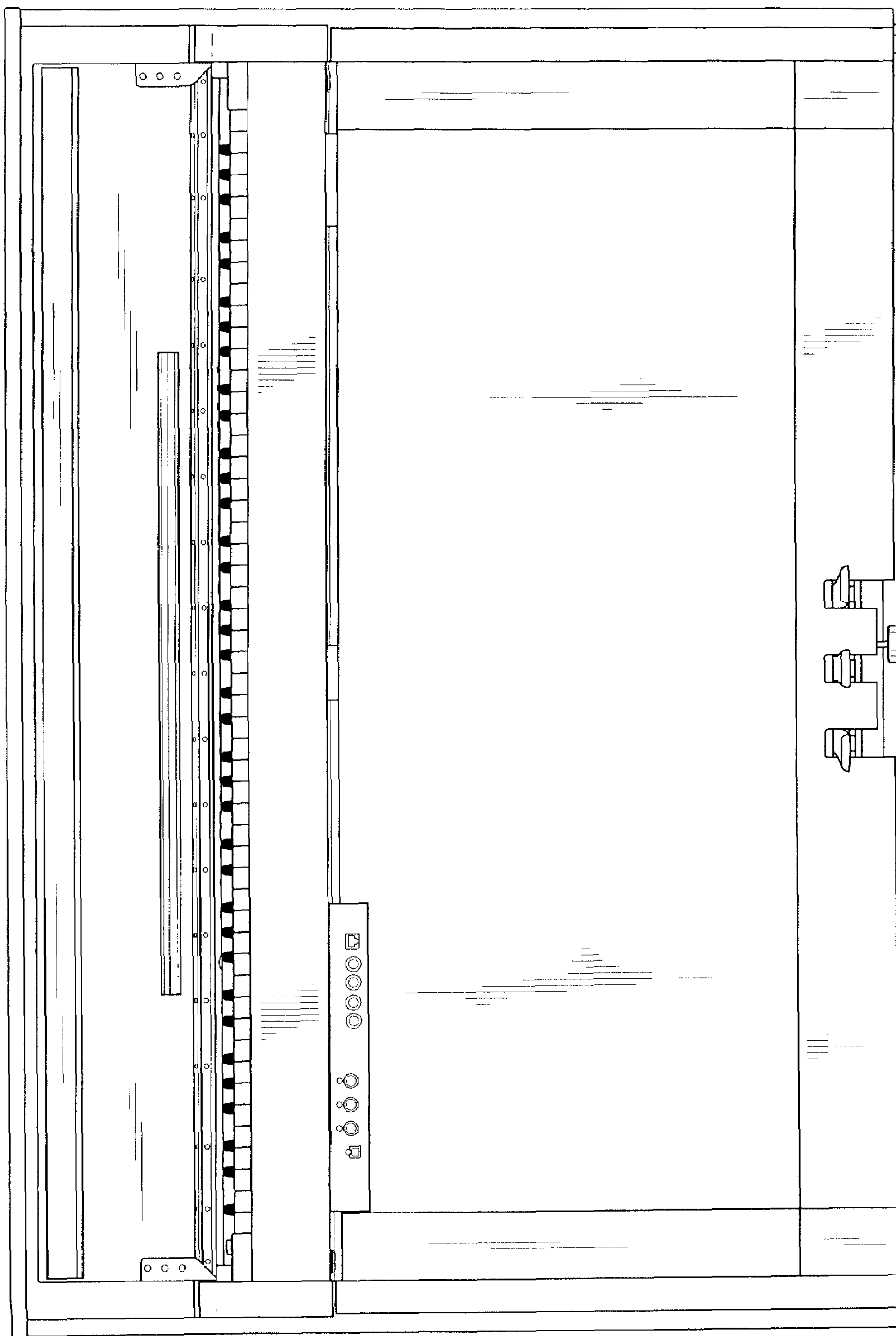


FIG. 2

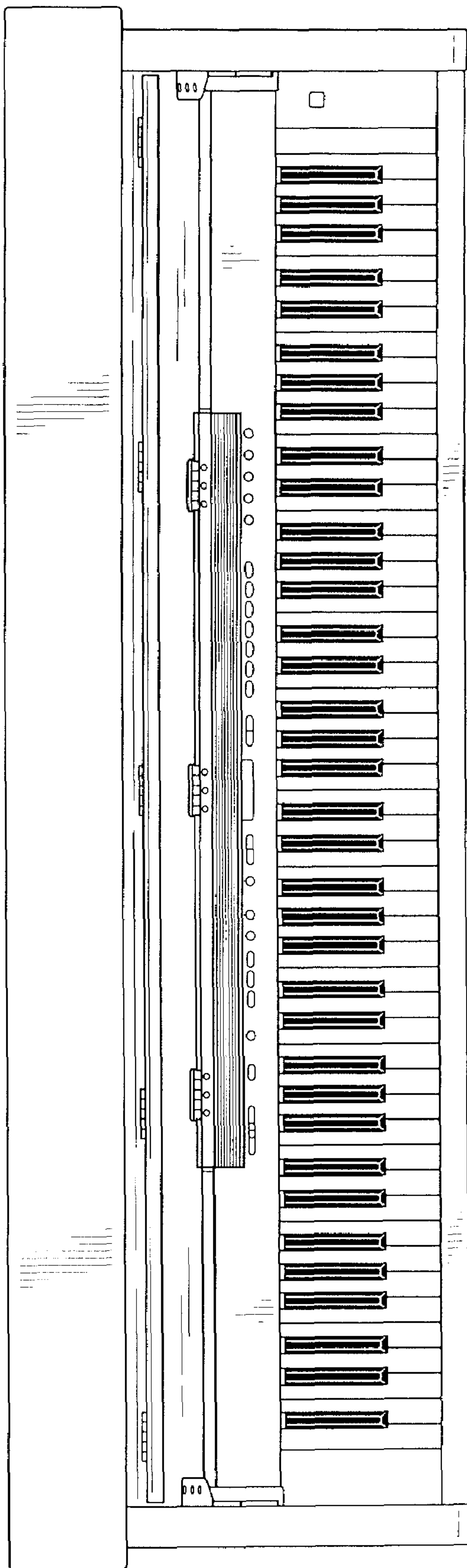


FIG. 3




FIG. 5




FIG. 4




FIG. 6



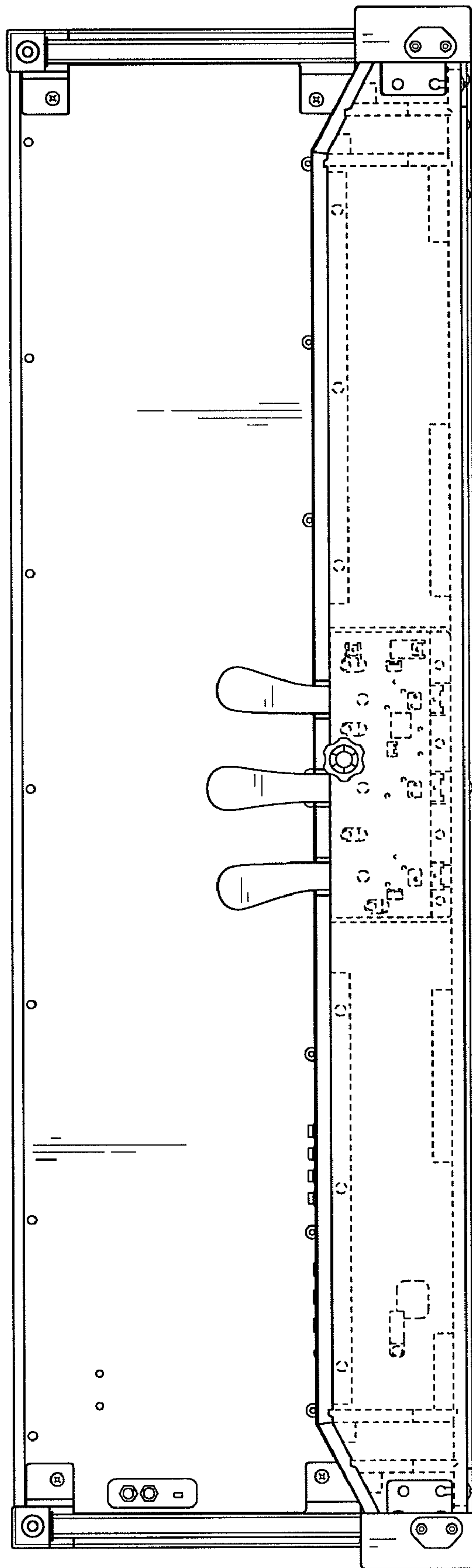


FIG. 7




FIG. 8