

US00D597586S

(12) **United States Design Patent**
Kamiya

(10) **Patent No.:** **US D597,586 S**

(45) **Date of Patent:** **** Aug. 4, 2009**

(54) **CONNECTION PORTION OF EYEGLASSES**

(75) Inventor: **Kaoru Kamiya**, Toyohashi (JP)

(73) Assignee: **Meganeryutsusenta Co., Ltd**, Aichi (JP)

(**) Term: **14 Years**

(21) Appl. No.: **29/272,724**

(22) Filed: **Feb. 15, 2007**

(51) **LOC (9) Cl.** **16-06**

(52) **U.S. Cl.** **D16/334**

(58) **Field of Classification Search** D16/101,
D16/300-342; D29/109-110; D24/110.2;
351/41, 44, 51-52, 62, 158, 92, 103-123,
351/140, 153, 45-46; 2/426-432, 447-449,
2/441, 434-437, 13, 15; D21/483, 659-661
See application file for complete search history.

(56) **References Cited**

U.S. PATENT DOCUMENTS

3,899,840	A *	8/1975	Maillet	351/113
3,923,384	A *	12/1975	Leblanc	351/121
3,947,100	A *	3/1976	Vischer, Jr.	351/120
5,235,356	A *	8/1993	Israel	351/153
5,402,552	A *	4/1995	Chen	351/153
6,283,593	B1 *	9/2001	Shih	351/153
D458,627	S *	6/2002	Desbiez-Piat	D16/334
D468,340	S *	1/2003	Marc et al.	D16/334
6,575,570	B2 *	6/2003	Mauri	351/116
6,585,372	B1 *	7/2003	Nagayoshi	351/114

D525,279	S	7/2006	Yang	
7,077,518	B1	7/2006	Lee	
D529,068	S	9/2006	Agnoli	
D534,569	S	1/2007	Teng	
7,163,289	B2	1/2007	Wedeck et al.	
7,175,270	B2	2/2007	Curci et al.	
D552,666	S *	10/2007	Genelot D16/334
D553,179	S *	10/2007	Irvine D16/334

* cited by examiner

Primary Examiner—Raphael Barkai

(74) *Attorney, Agent, or Firm*—Muramatsu & Associates

(57) **CLAIM**

The ornamental design for a connection portion of eyeglasses, as shown and described.

DESCRIPTION

FIG. 1 is a front view thereof;

FIG. 2 is a rear view thereof;

FIG. 3 is a left side view thereof, the right side being a mirror image of the left side;

FIG. 4 is a plan view thereof;

FIG. 5 is a bottom view thereof;

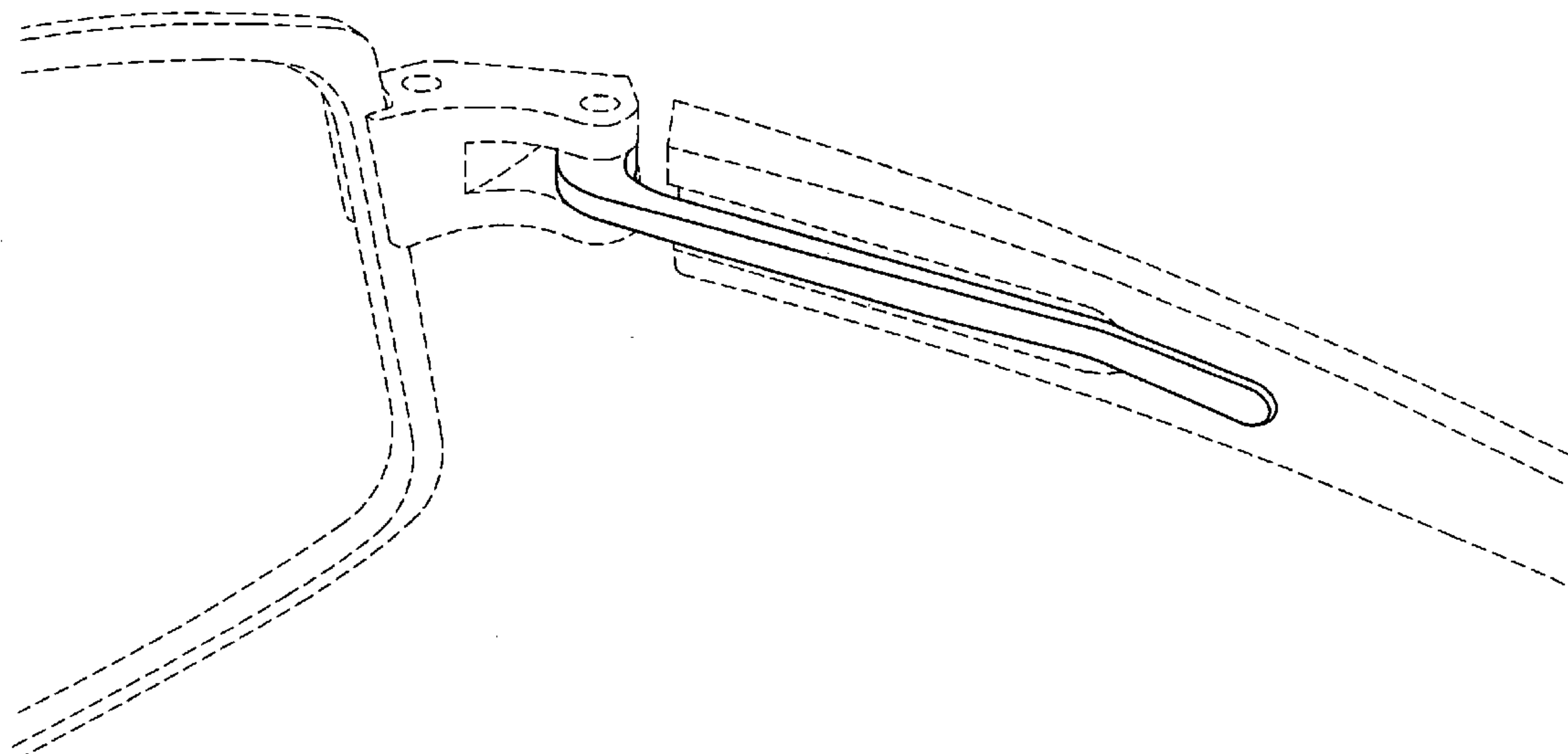
FIG. 6 is a perspective view thereof;

FIG. 7 is an enlarged side view thereof; and,

FIG. 8 is an enlarged perspective side view thereof.

The broken lines shown in FIGS. 1-8 are for illustrative purposes only and form no part of the claimed design.

1 Claim, 8 Drawing Sheets



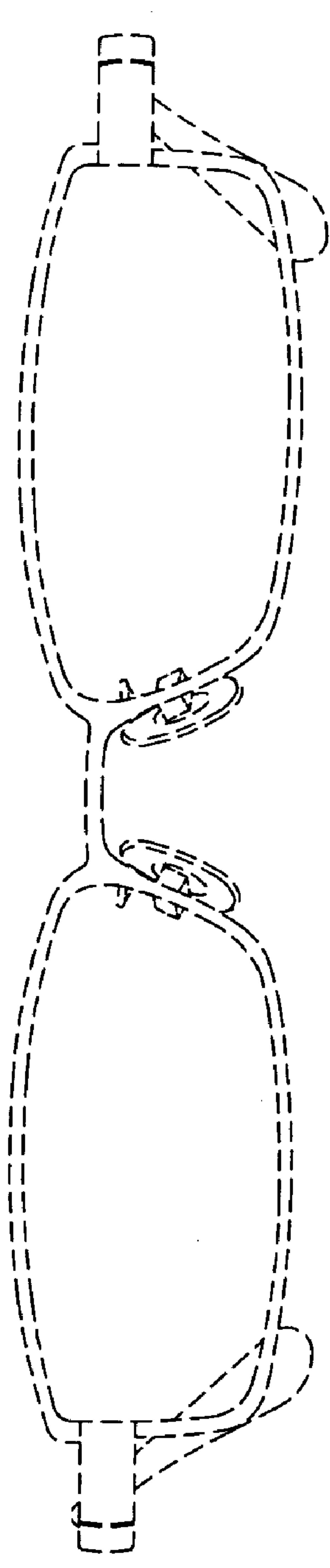


Fig 1

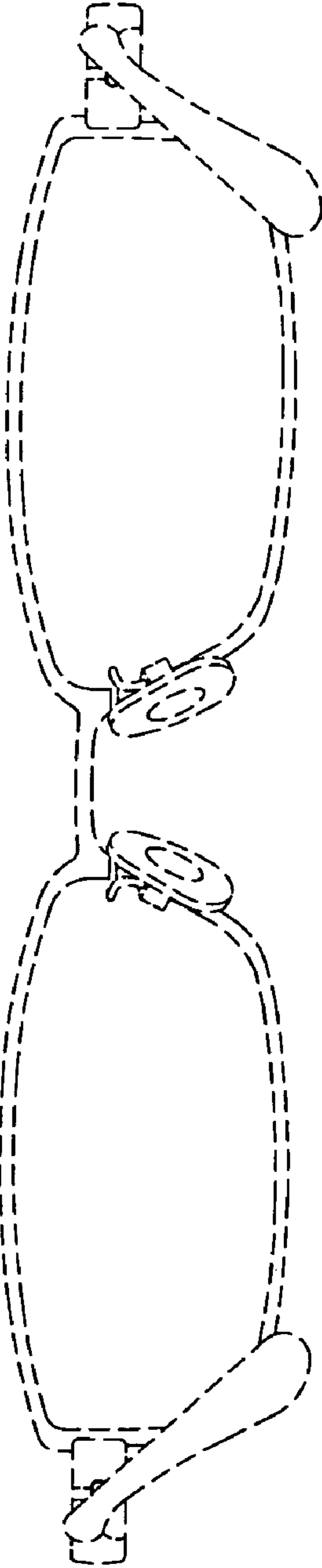


Fig 2

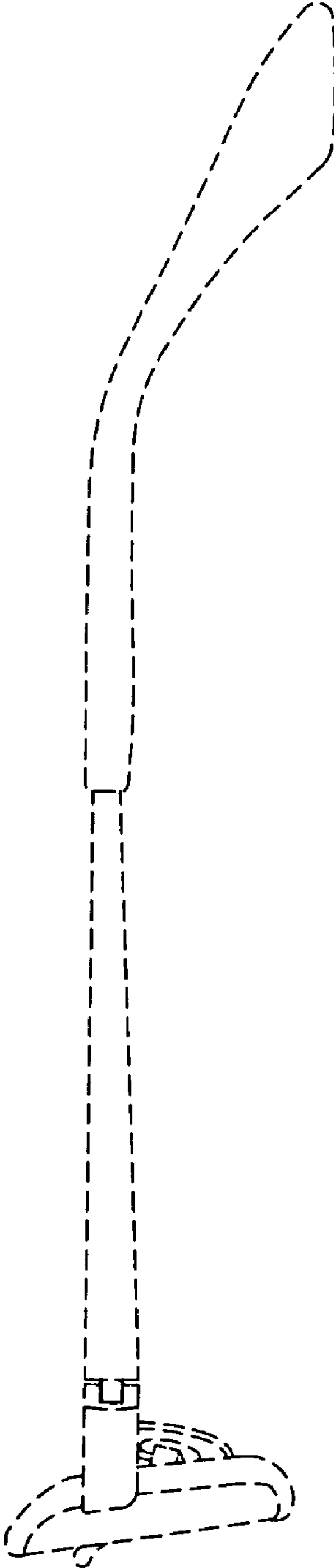


Fig 3

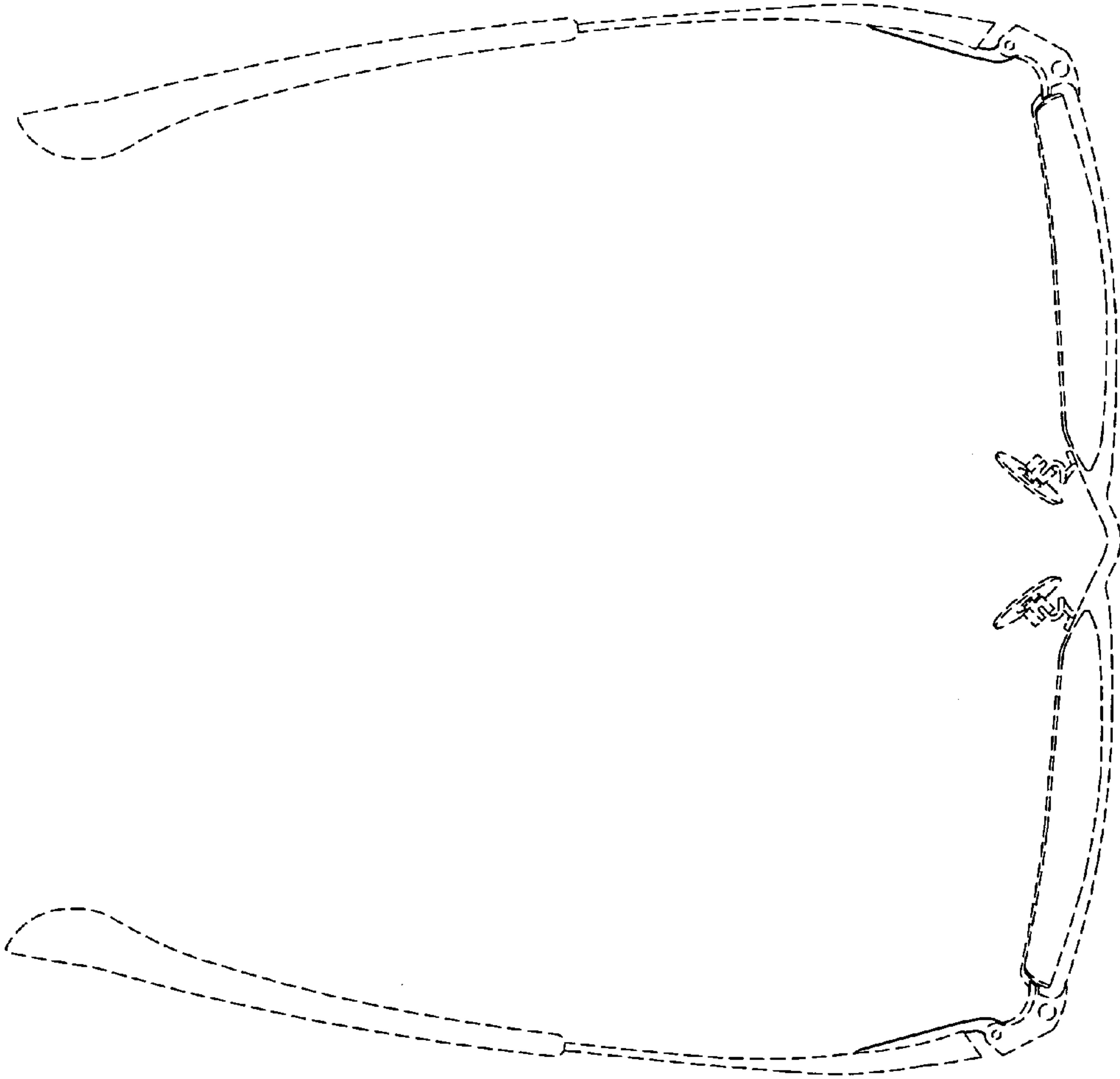


Fig 4

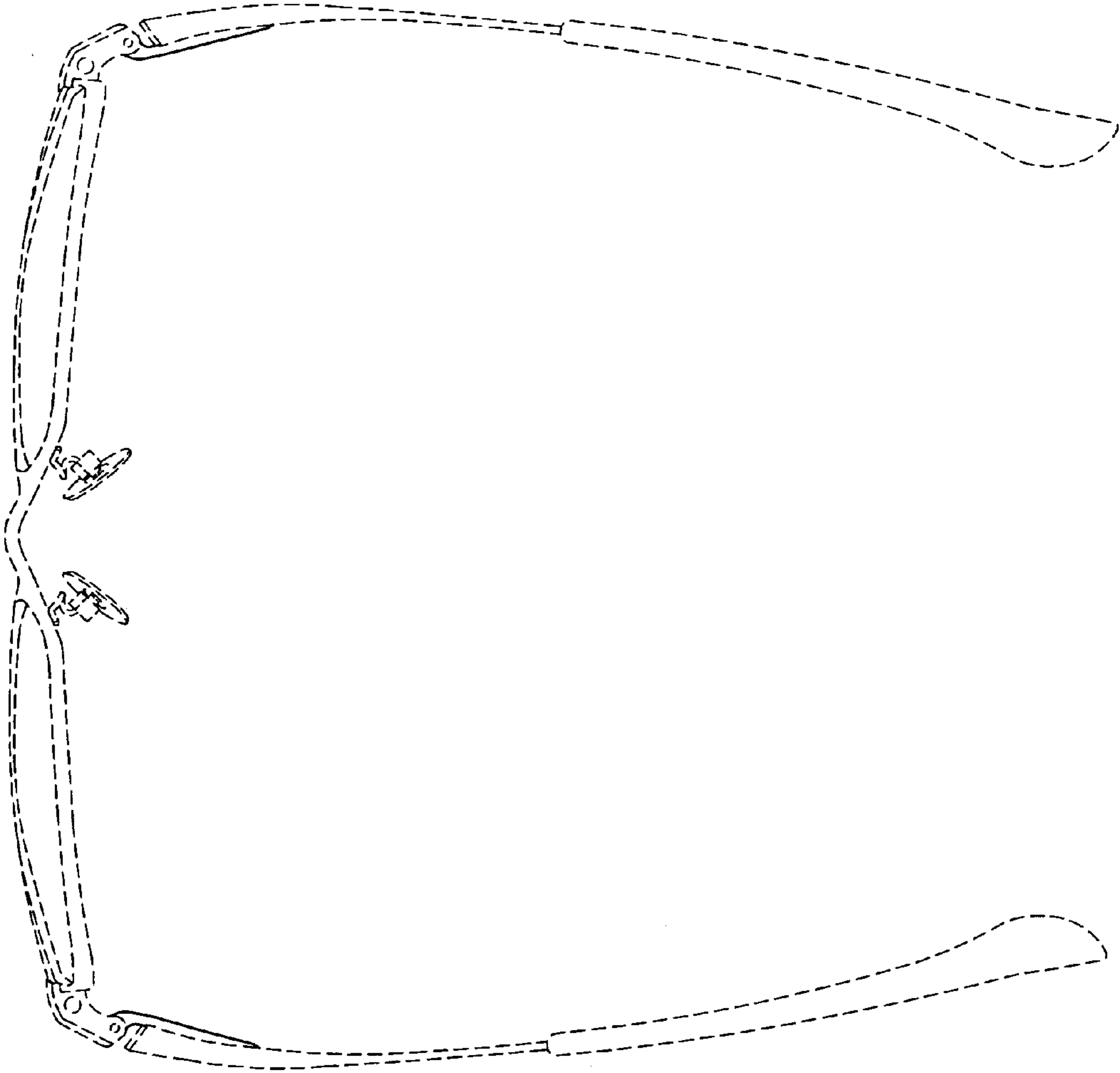


Fig 5

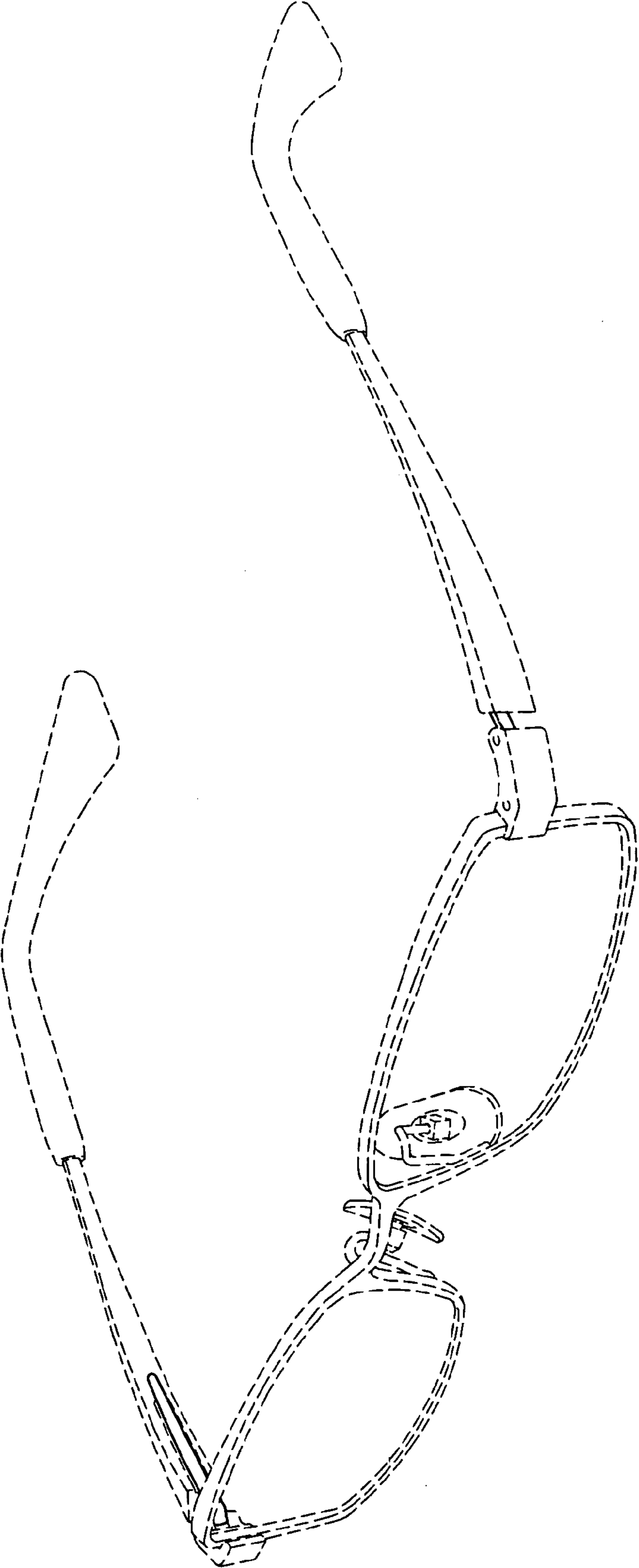


Fig 6

Fig 7

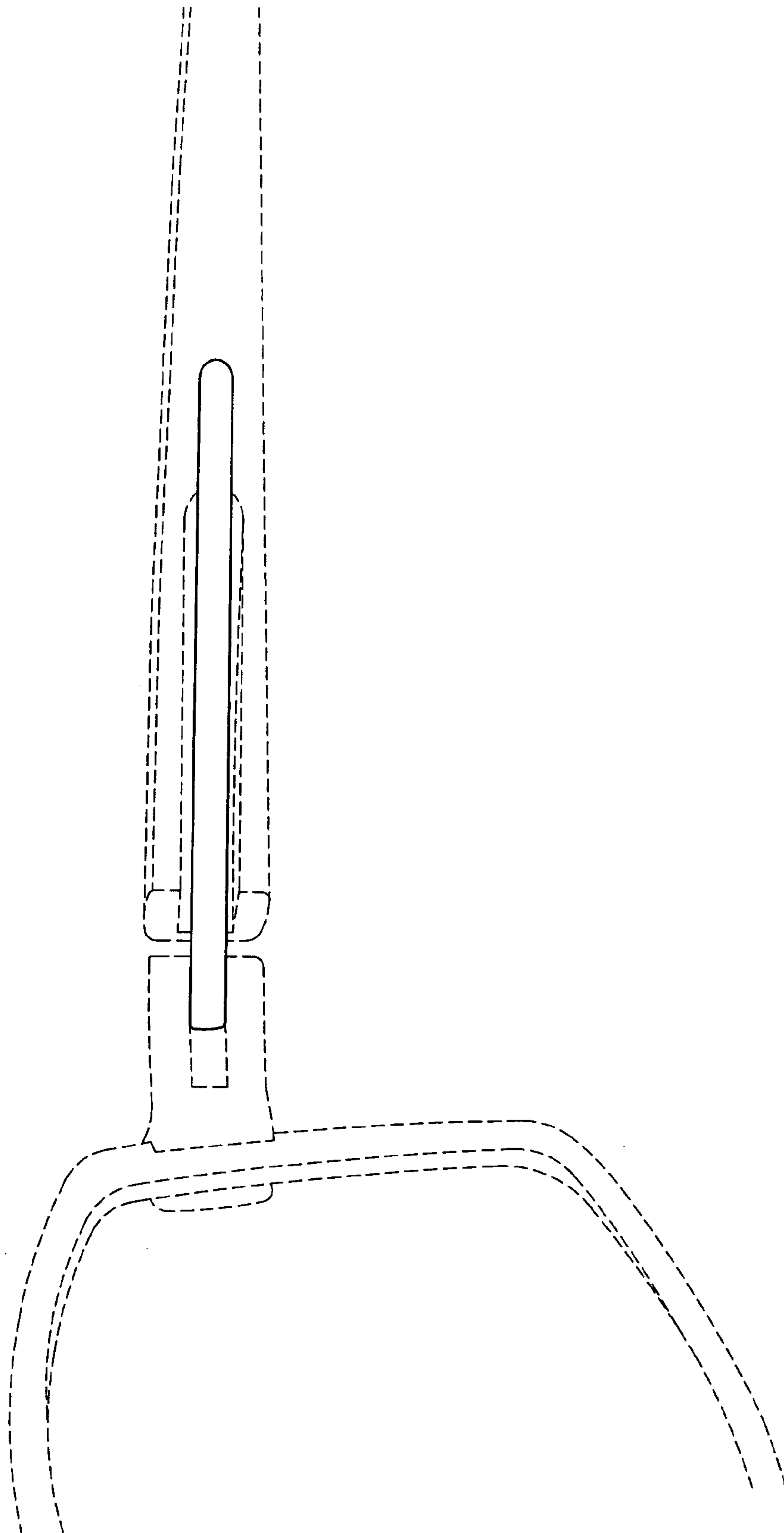


Fig 8

