

US00D597563S

(12) **United States Design Patent**  
**Choi et al.**

(10) **Patent No.:** **US D597,563 S**

(45) **Date of Patent:** **\*\* Aug. 4, 2009**

(54) **KIMCHI REFRIGERATOR**

(75) Inventors: **Kyu Kwan Choi**, Seoul (KR); **Dae Sung Lee**, Gwangmyeong-si (KR); **Kyu Tae Park**, Anyang-si (KR)

(73) Assignee: **LG Electronics Inc.**, Seoul (KR)

(\*\*) Term: **14 Years**

(21) Appl. No.: **29/328,610**

(22) Filed: **Nov. 26, 2008**

(30) **Foreign Application Priority Data**

May 29, 2008 (KR) ..... 30-2008-0022786

(51) **LOC (9) Cl.** ..... **15-07**

(52) **U.S. Cl.** ..... **D15/87; D15/88**

(58) **Field of Classification Search** ..... D15/79-88;  
D21/524; 62/3.1, 3.6, 3.63, 3.64, 389-400,  
62/440, 441; 312/116, 226, 352, 400-408;  
D6/434, 436, 446, 448

See application file for complete search history.

(56) **References Cited**

**U.S. PATENT DOCUMENTS**

D410,013 S \* 5/1999 Takasago et al. .... D15/86  
D410,473 S \* 6/1999 Higuchi et al. .... D15/86  
D411,211 S \* 6/1999 Higuchi et al. .... D15/80  
D502,711 S \* 3/2005 Floeter et al. .... D15/86  
D529,934 S \* 10/2006 Becke ..... D15/87

D530,727 S \* 10/2006 Becke ..... D15/87  
D546,843 S \* 7/2007 Knoell et al. .... D15/87  
D547,335 S \* 7/2007 Knoell et al. .... D15/87  
D551,261 S \* 9/2007 Becke ..... D15/87  
D562,853 S \* 2/2008 Esteve et al. .... D15/87  
D568,910 S \* 5/2008 Seo et al. .... D15/87  
D579,032 S \* 10/2008 Nehring et al. .... D15/87  
D585,080 S \* 1/2009 Nehring et al. .... D15/87

\* cited by examiner

*Primary Examiner*—Stella M Reid

*Assistant Examiner*—Shanda C Hill

(74) *Attorney, Agent, or Firm*—Birch, Stewart, Kolasch & Birch, LLP

(57) **CLAIM**

We claim the ornamental design for a Kimchi refrigerator, as shown and described.

**DESCRIPTION**

FIG. 1 is a perspective view of a Kimchi refrigerator showing the new design:

FIG. 2 is a front elevation view thereof;

FIG. 3 is a rear elevation view thereof;

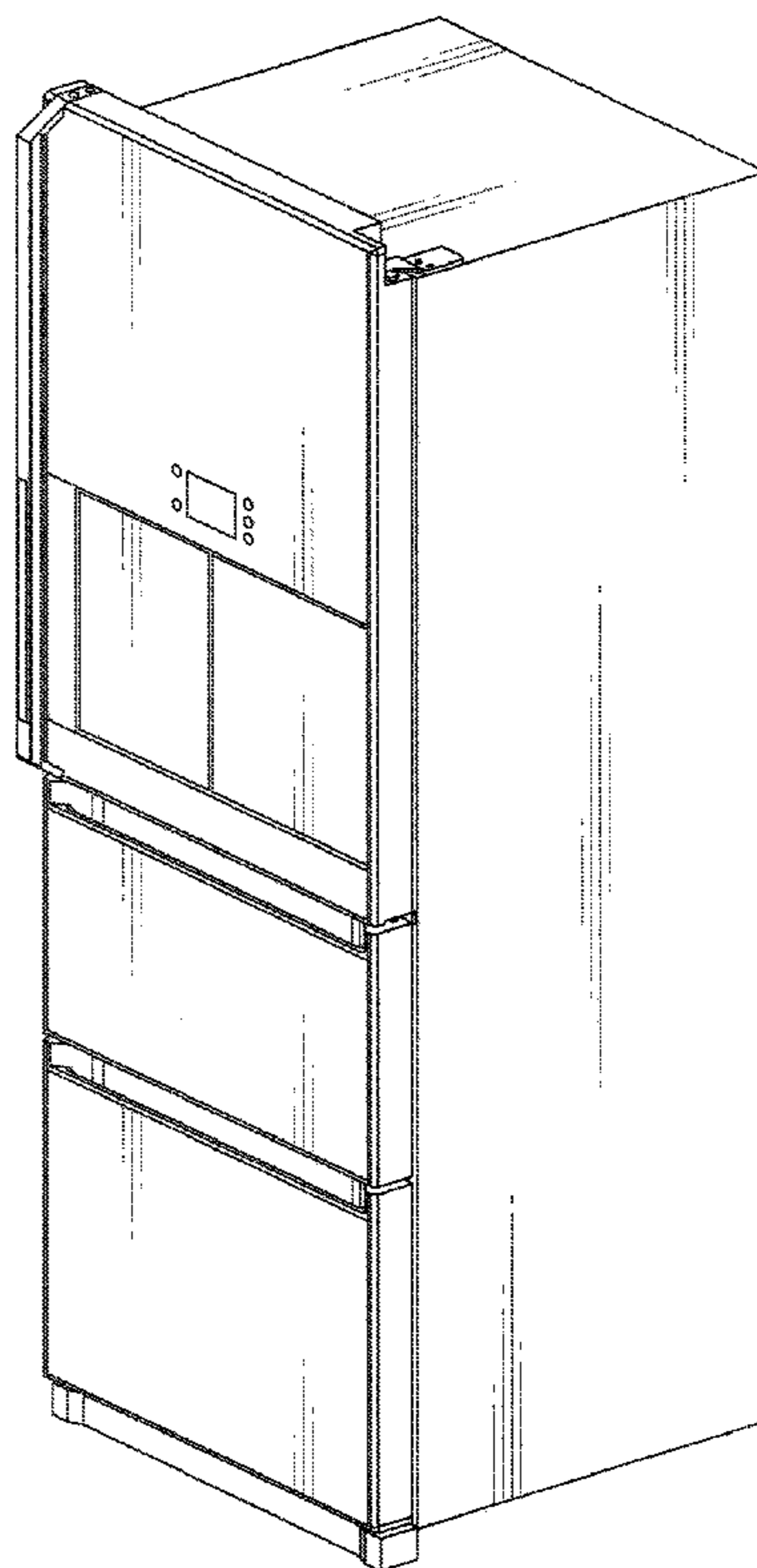
FIG. 4 is a left-side elevation view thereof;

FIG. 5 is a right-side elevation view thereof;

FIG. 6 is a top plan view thereof; and,

FIG. 7 is a bottom plan view thereof.

**1 Claim, 6 Drawing Sheets**



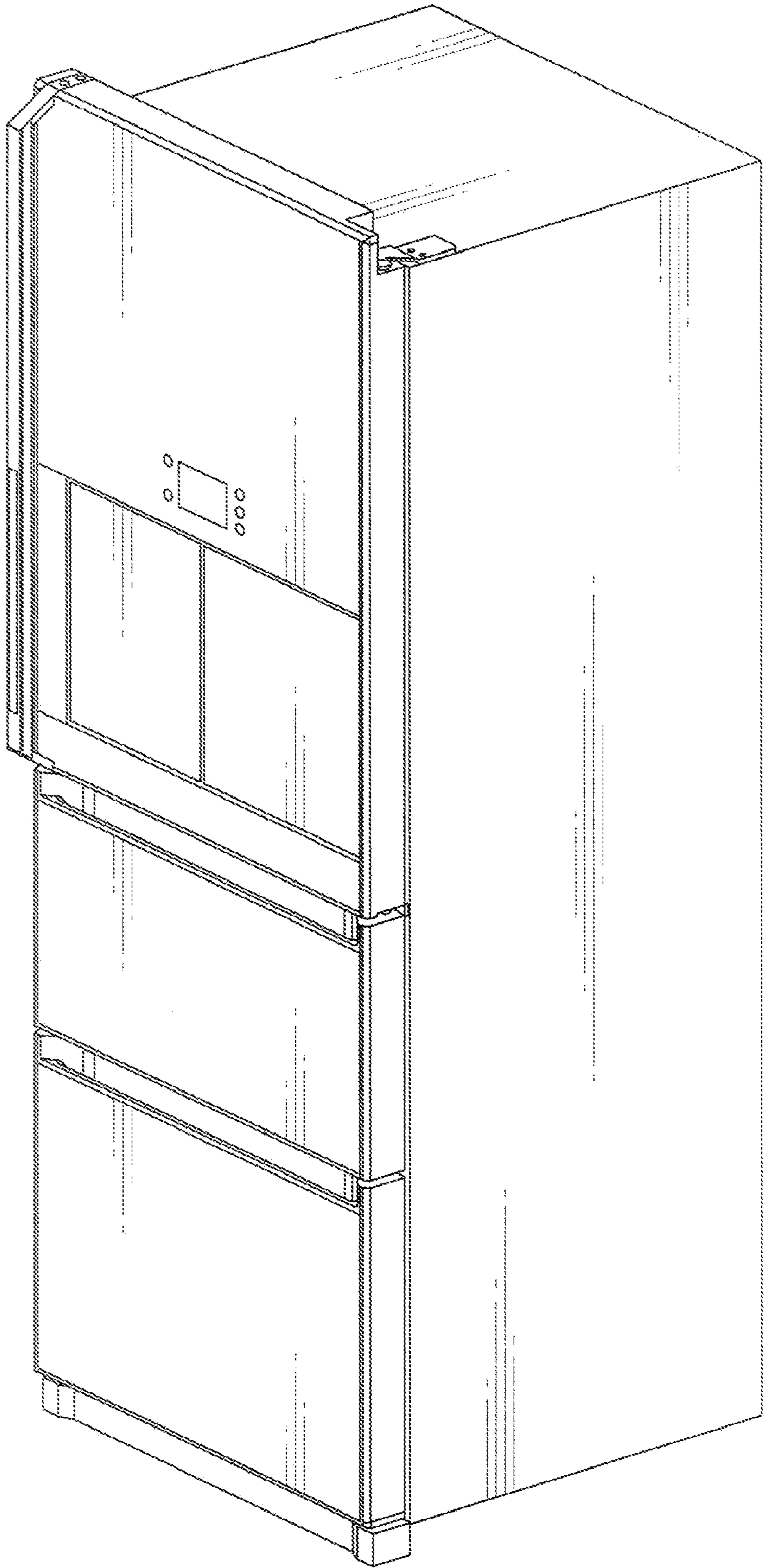


FIG.1

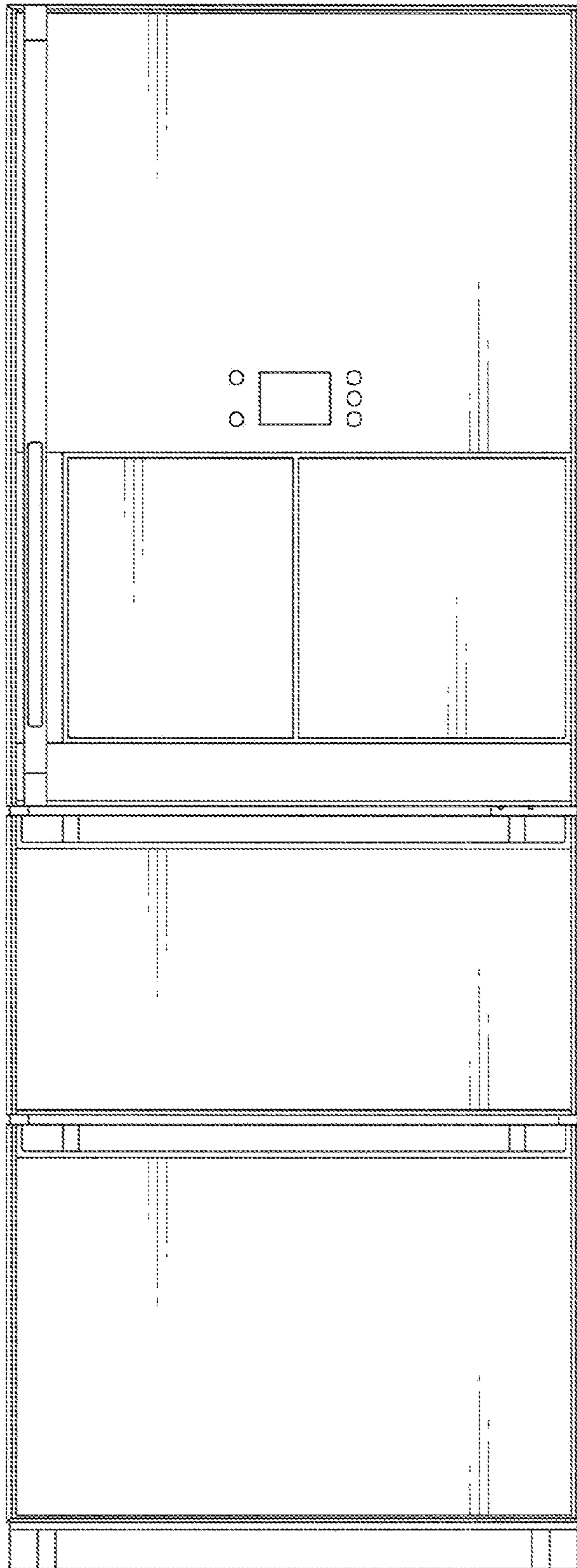


FIG.2




FIG.3

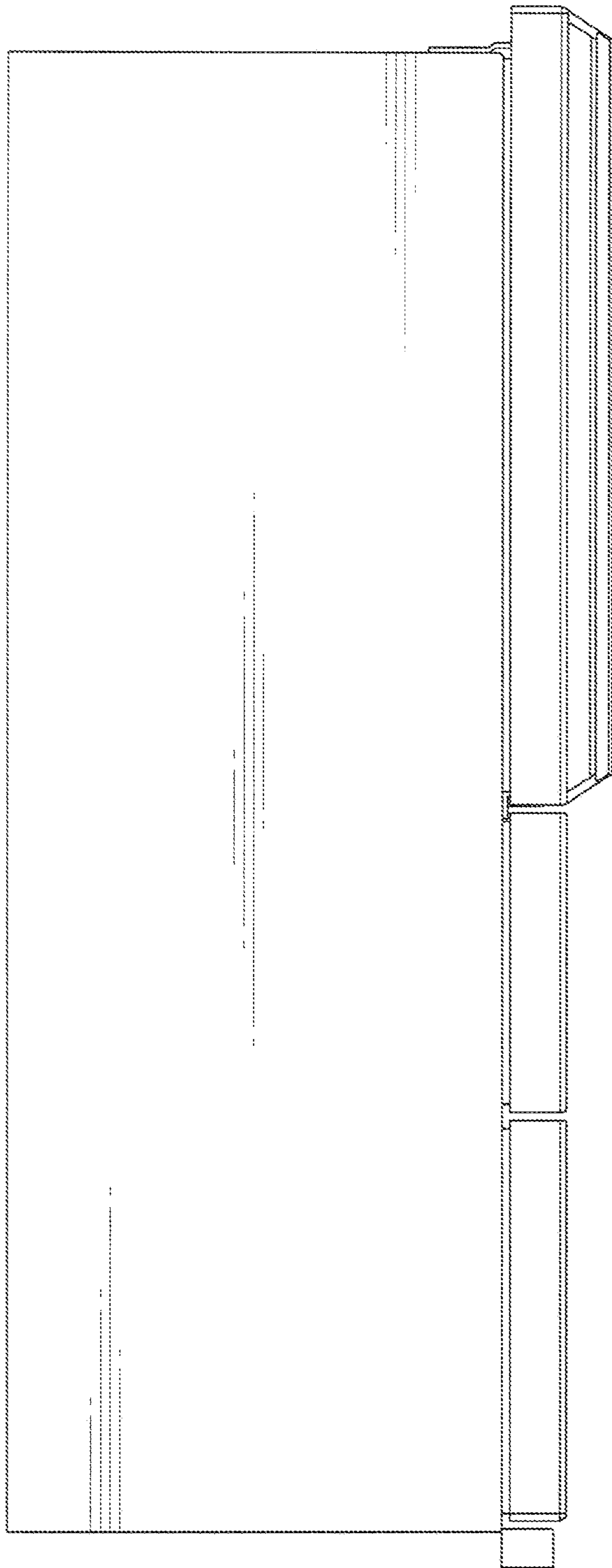


FIG.4

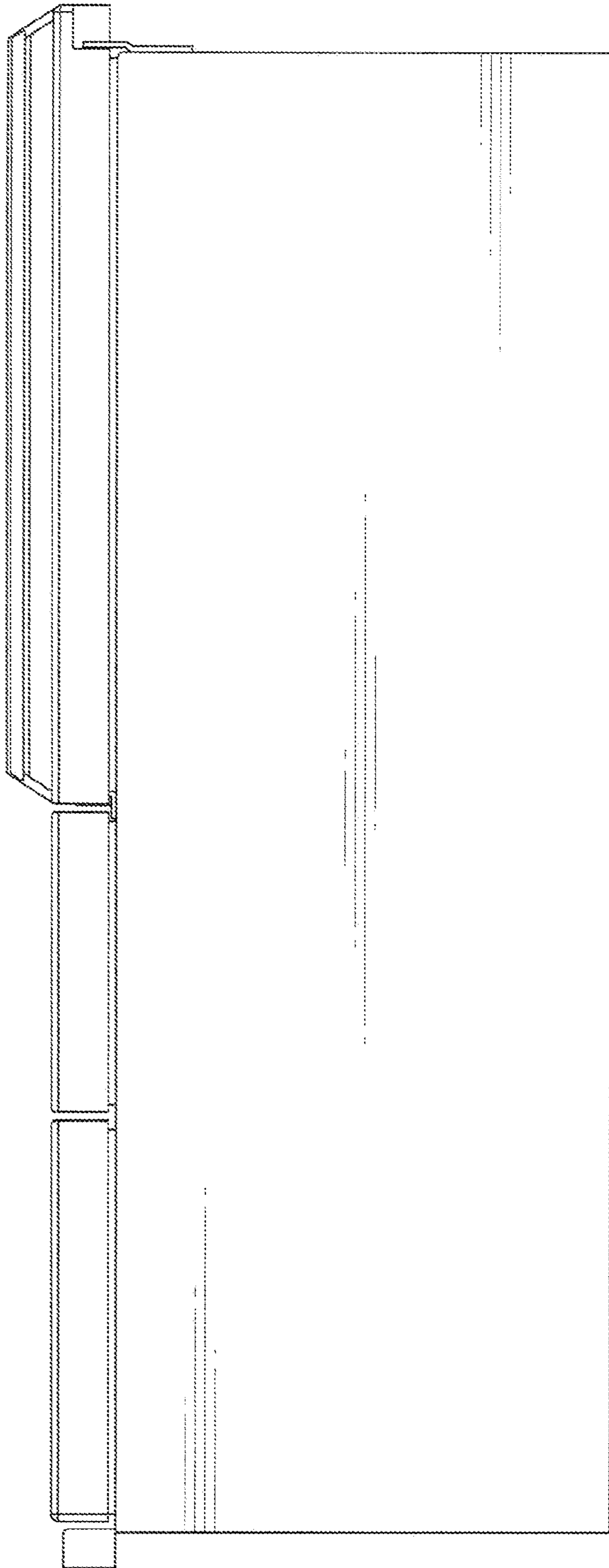


FIG.5

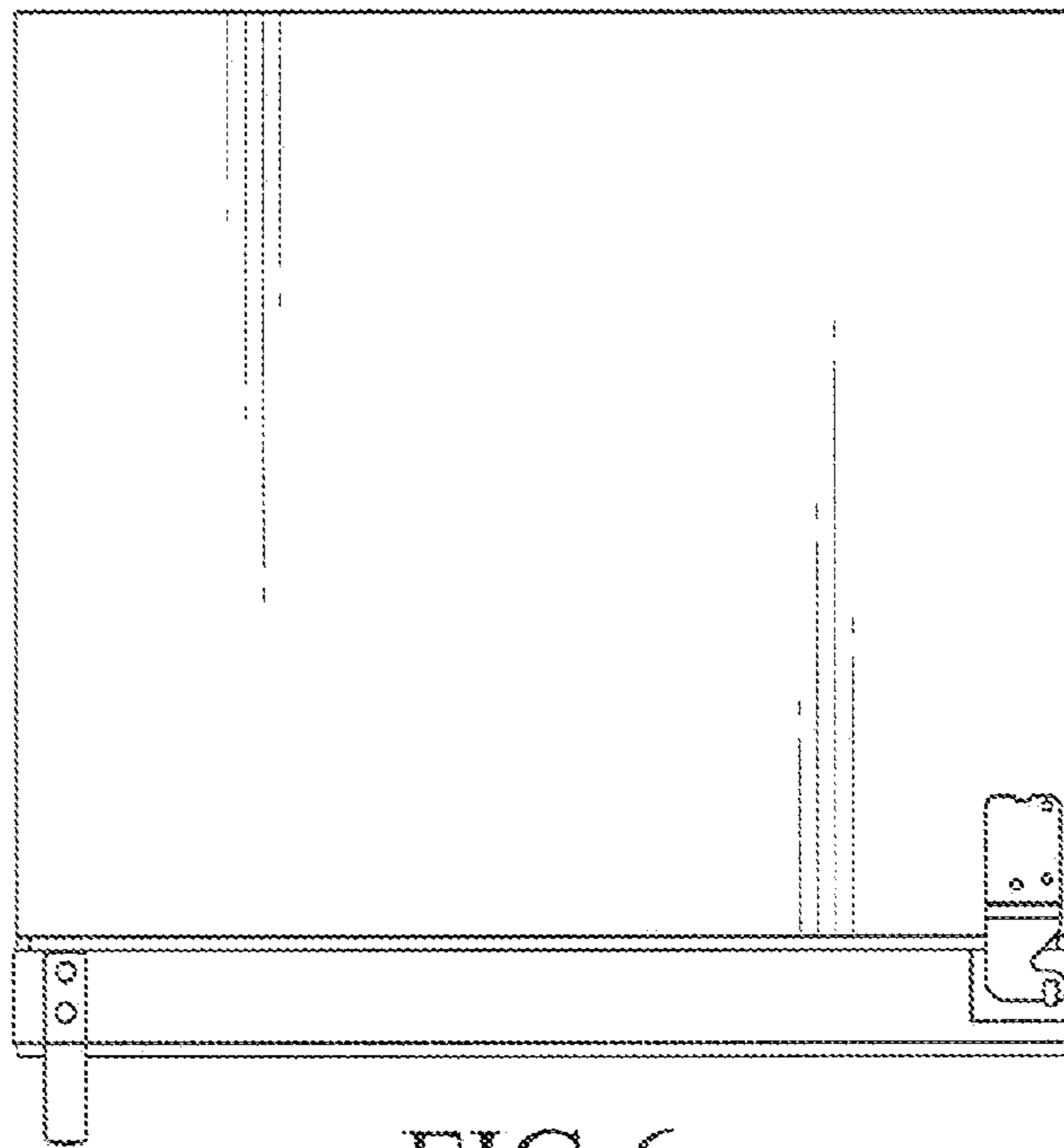


FIG. 6

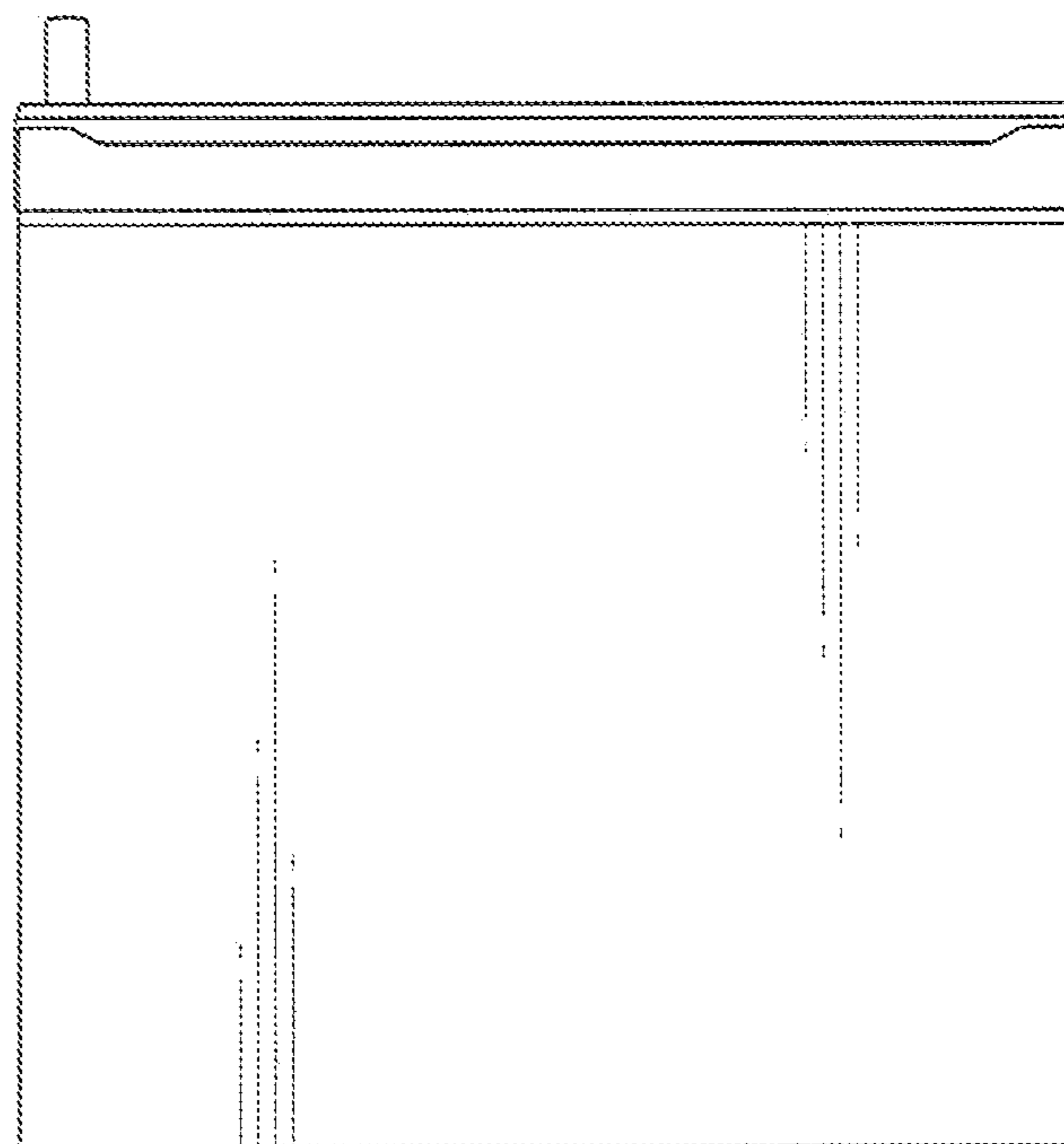


FIG. 7