



US00D597545S

(12) **United States Design Patent**
Kujawski et al.

(10) **Patent No.:** **US D597,545 S**

(45) **Date of Patent:** **** *Aug. 4, 2009**

(54) **ELECTRONIC INPUT DEVICE**

(75) Inventors: **Christopher Kujawski**, Seattle, WA (US); **Peter Bristol**, Seattle, WA (US)

(73) Assignee: **Microsoft Corporation**, Redmond, WA (US)

(*) Notice: This patent is subject to a terminal disclaimer.

(**) Term: **14 Years**

(21) Appl. No.: **29/305,840**

(22) Filed: **Mar. 28, 2008**

(51) **LOC (9) Cl.** **14-02**

(52) **U.S. Cl.** **D14/409**

(58) **Field of Classification Search** D14/402–410,
D14/412–417, 426–428, 430, 432, 435.1,
D14/458; D13/168, 169; 345/156–167;
D15/18, 28, 17; 369/44.21, 44.23; 257/99
See application file for complete search history.

(56) **References Cited**

U.S. PATENT DOCUMENTS

D385,542 S *	10/1997	Kaneko et al.	D14/409
5,825,350 A *	10/1998	Case et al.	345/163
D437,852 S *	2/2001	Ledbetter et al.	D14/402
D438,211 S *	2/2001	Jones et al.	D14/409
D439,904 S *	4/2001	Leonard et al.	D14/402
D443,274 S *	6/2001	Loughnane et al.	D14/408
D464,651 S *	10/2002	Kerestegian	D14/402
D478,908 S *	8/2003	Morisawa	D14/402
D479,843 S *	9/2003	Mori	D14/408
6,650,316 B2 *	11/2003	Su	345/163
D487,464 S *	3/2004	Yoon et al.	D14/408
D508,247 S *	8/2005	Fisher et al.	D14/402
D519,508 S *	4/2006	Canavan et al.	D14/402
D520,008 S *	5/2006	Huang	D14/402
D521,998 S *	5/2006	Hirota	D14/402

D521,999 S *	5/2006	Shimizu	D14/402
D526,320 S *	8/2006	Brandon et al.	D14/426
D529,028 S *	9/2006	Twohig et al.	D14/402
7,119,791 B2 *	10/2006	Iwasaki	345/163
D553,188 S *	10/2007	DaBoll	D19/41
2004/0227725 A1 *	11/2004	Calarco et al.	345/156
2006/0050058 A1 *	3/2006	Chu	345/166

OTHER PUBLICATIONS

Wired 4D Optical Mouse, www.germes-online.com/catalog/96/97/520/page4/20905/wired_4d_optical_mouse.html, Germes Online, 2 pages, 2005.*

Microsoft Notebook Optical Mouse 3000, Disclosed 2005, 1 page.

Microsoft Habu Gaming Mouse, Disclosed 2006, 1 page.

Microsoft Optical Mouse by S+TARK, Disclosed 2004, 4 pages.

* cited by examiner

Primary Examiner—Cathron C Brooks

Assistant Examiner—Kevin K Rudzinski

(74) *Attorney, Agent, or Firm*—Banner & Witcoff, Ltd

(57) **CLAIM**

The ornamental design for an electronic input device, as shown and described.

DESCRIPTION

FIG. 1 is a front perspective view of an electronic input device showing the new design;

FIG. 2 is a front view thereof;

FIG. 3 is a rear view thereof;

FIG. 4 is a right side view thereof;

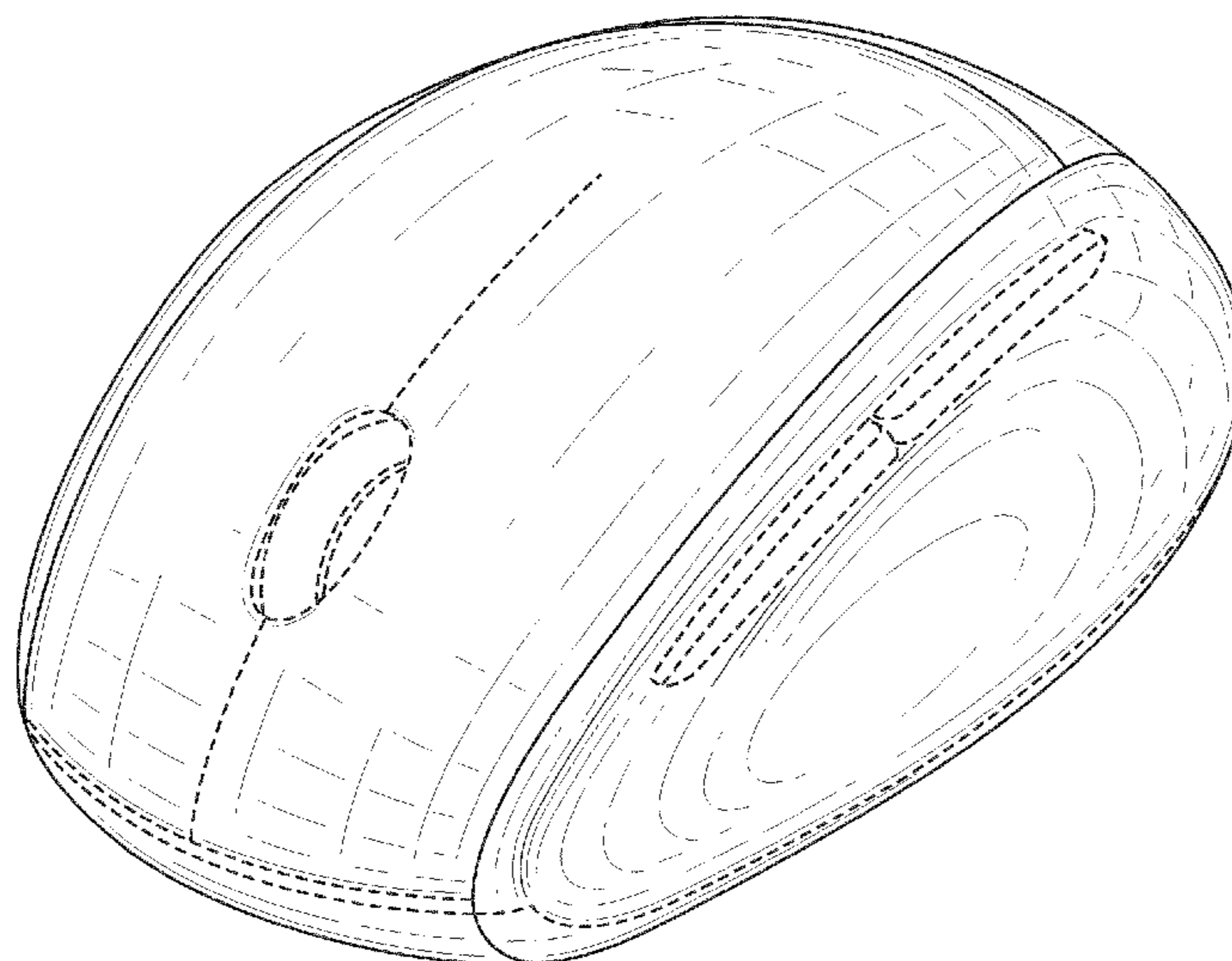
FIG. 5 is a left side view thereof;

FIG. 6 is a top view thereof; and,

FIG. 7 is a bottom view thereof.

The broken lines and all unshaded surfaces within the broken lines form no part of the claimed design.

1 Claim, 5 Drawing Sheets



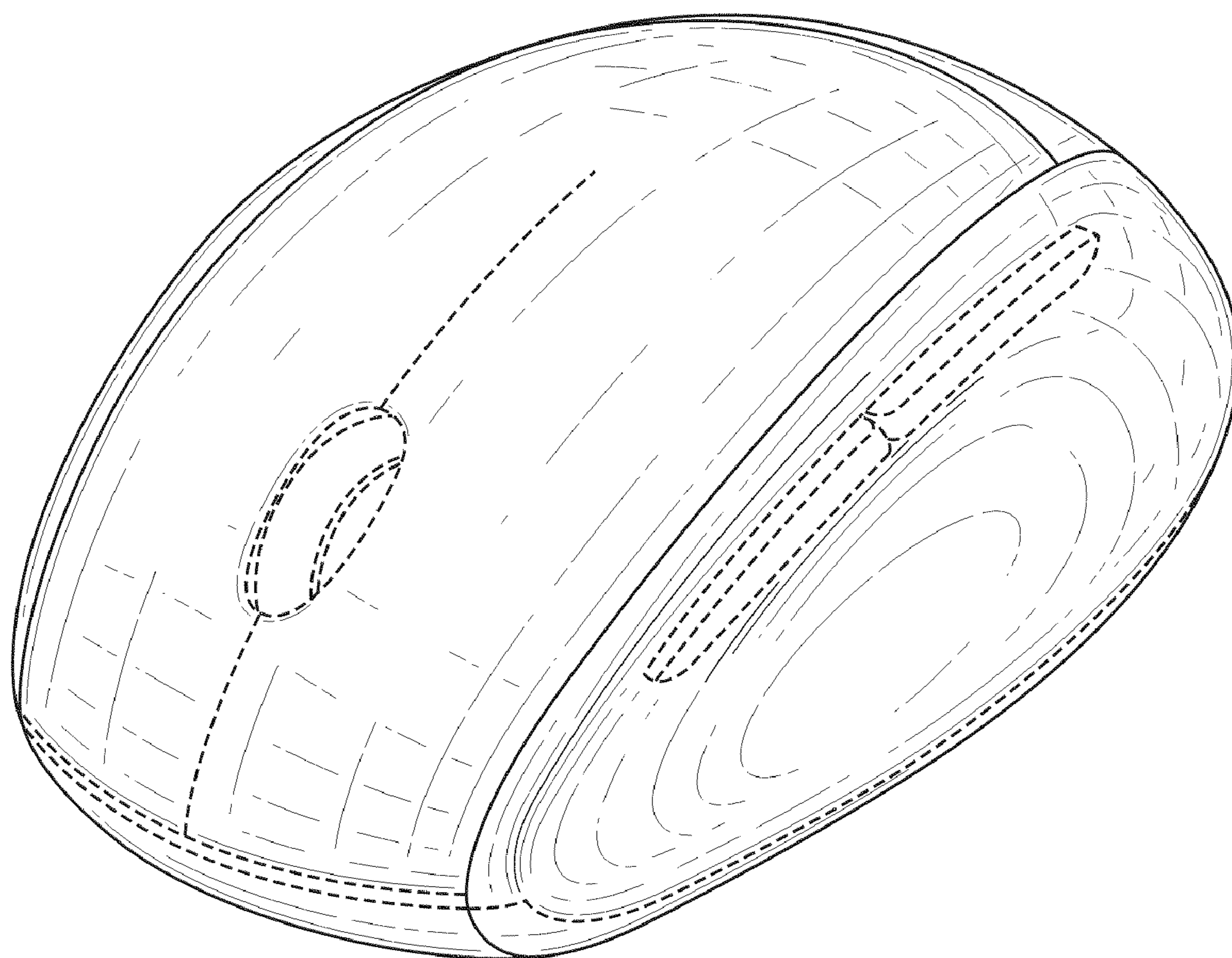


FIG. 1

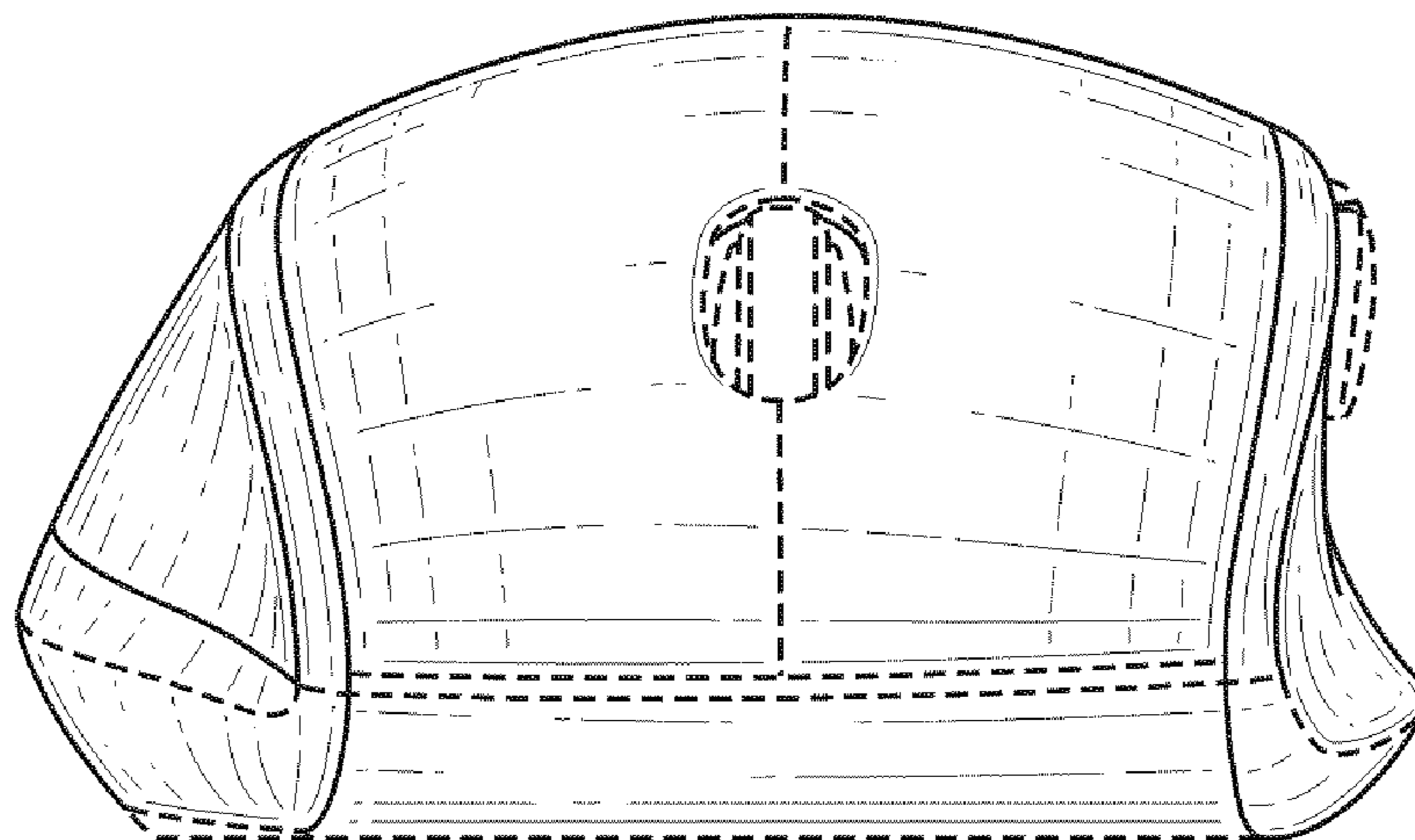


FIG. 2

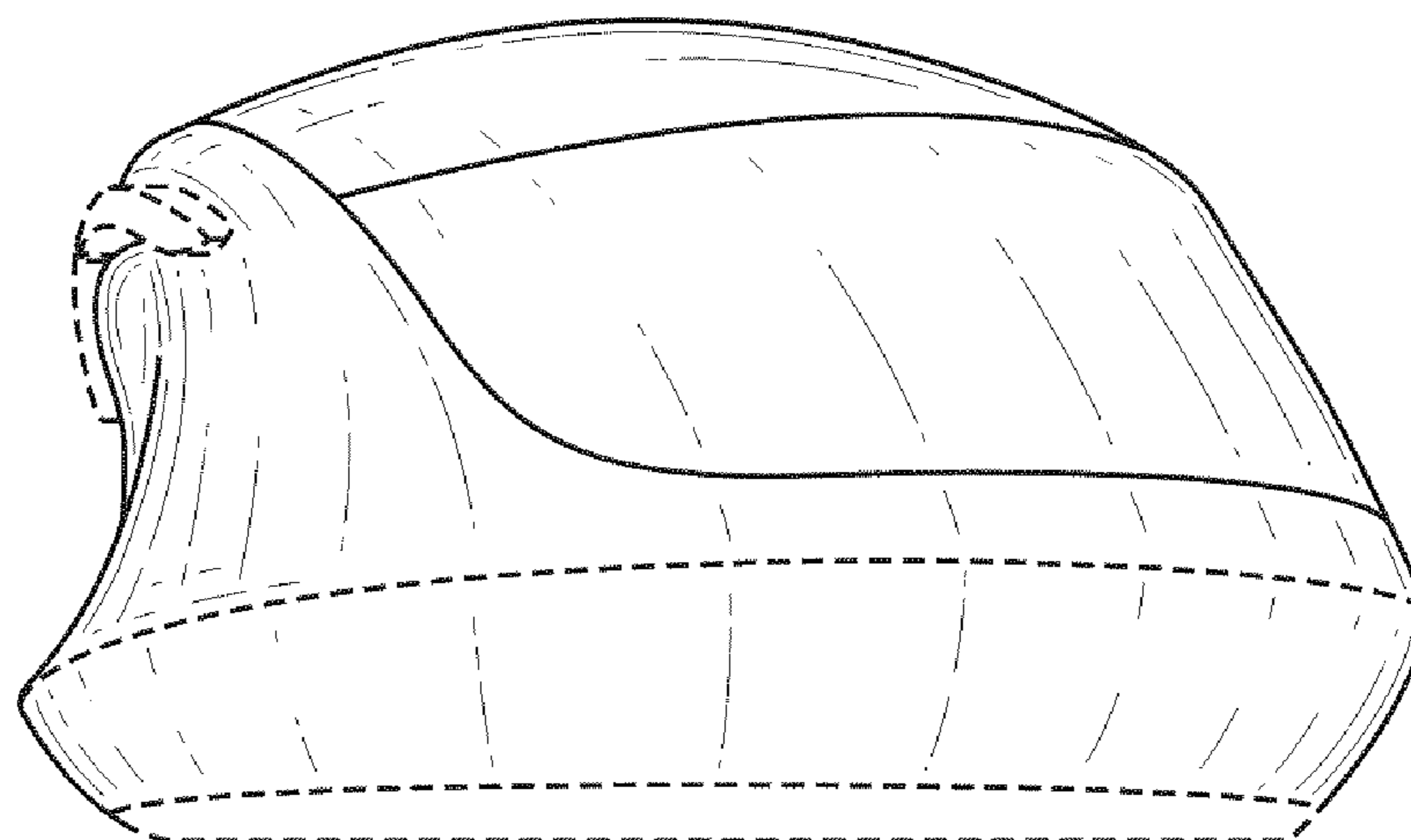


FIG. 3

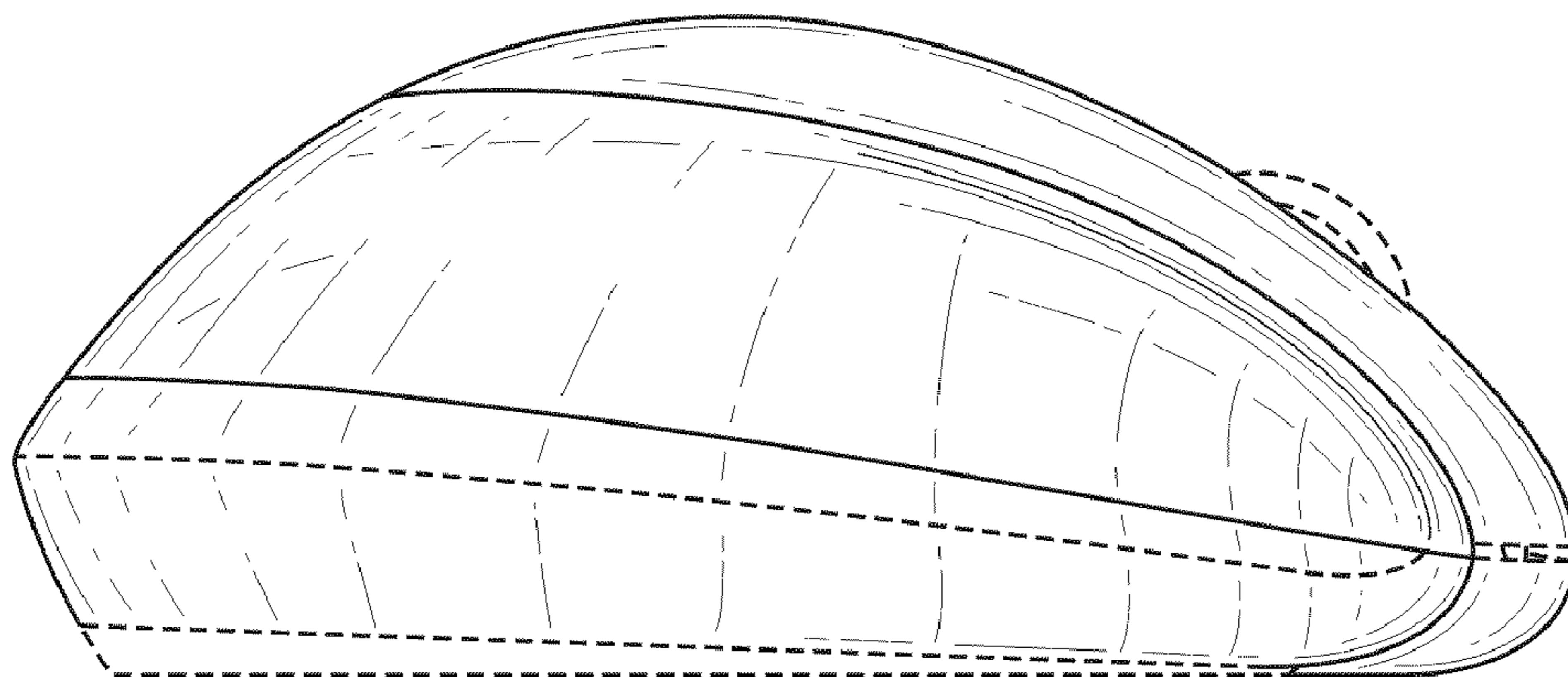


FIG. 4

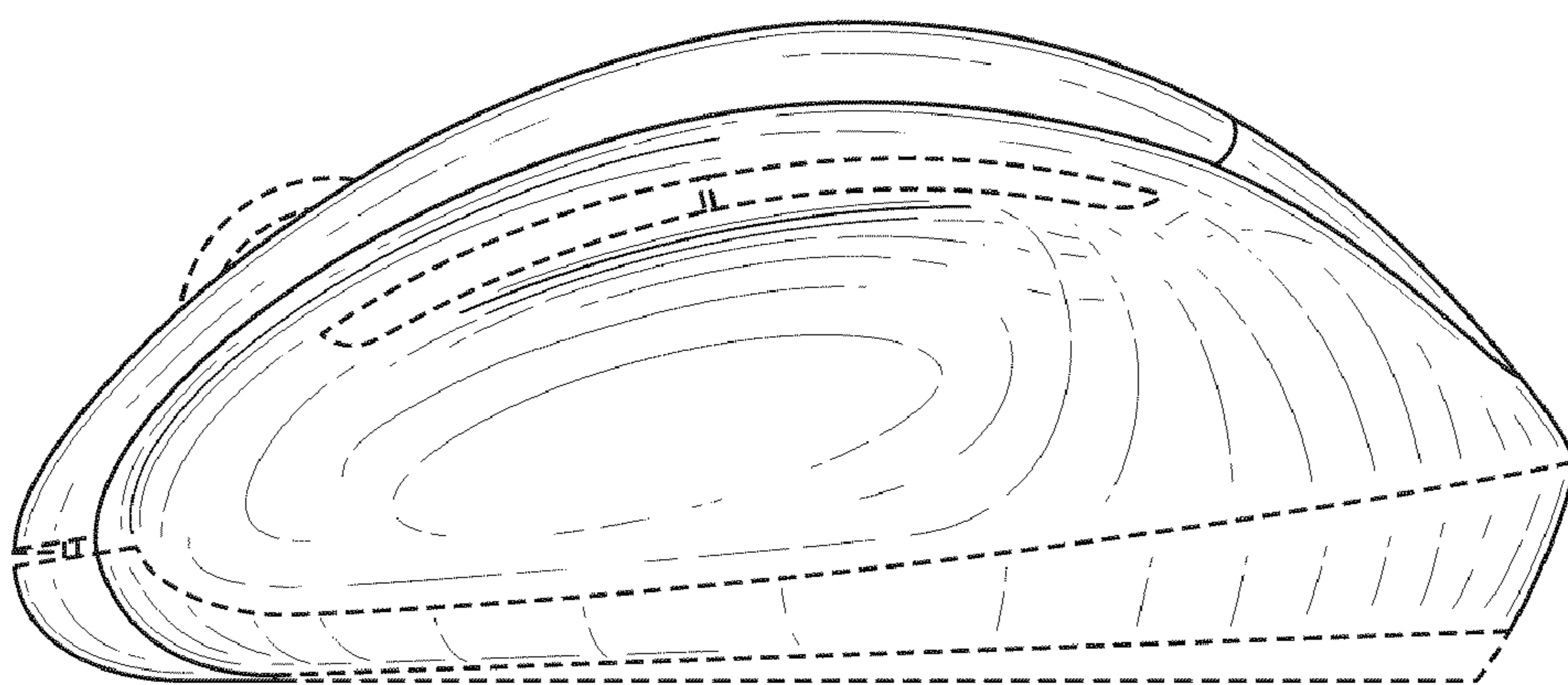


FIG. 5

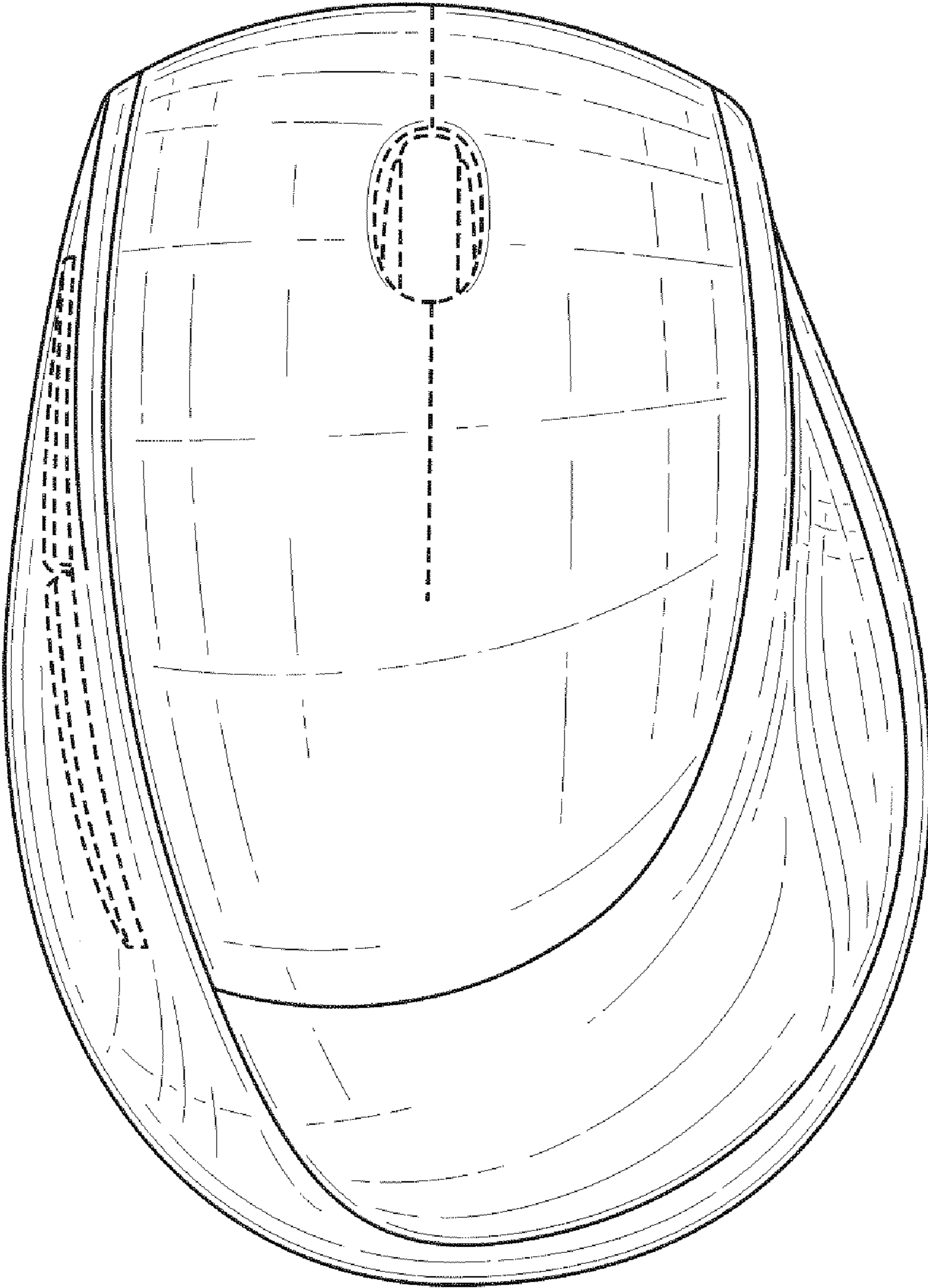


FIG. 6

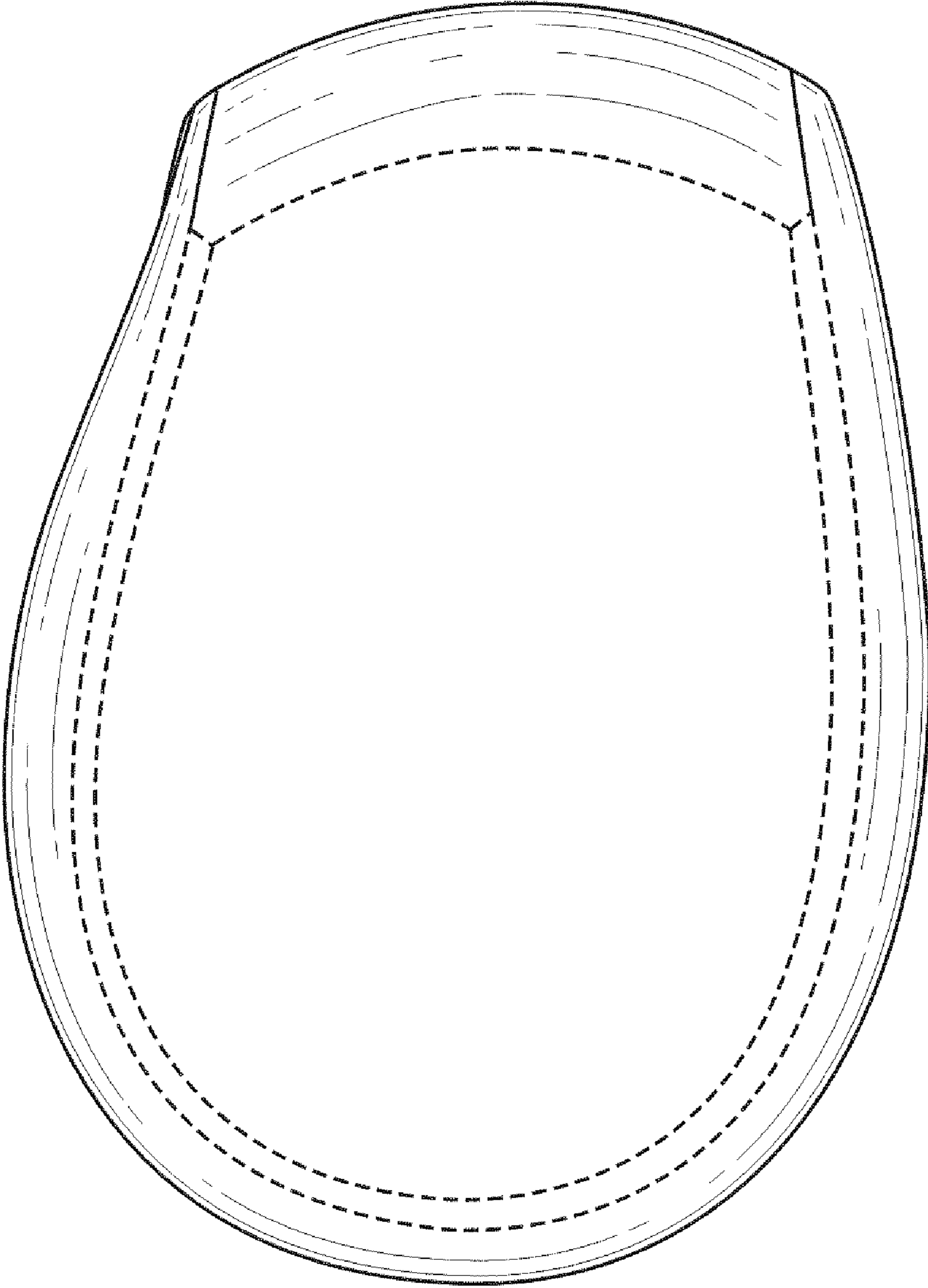


FIG. 7