



US00D597543S

(12) **United States Design Patent**  
**Urban**

(10) **Patent No.:** **US D597,543 S**

(45) **Date of Patent:** **\*\* Aug. 4, 2009**

(54) **PERIPHERAL DEVICE FOR A DATA PROCESSING SYSTEM**

(75) Inventor: **Michael Urban**, Commugny (CH)

(73) Assignee: **Carpo Trading SA**, Nyon (CH)

(\*\*) Term: **14 Years**

(21) Appl. No.: **29/264,388**

(22) Filed: **Aug. 9, 2006**

(30) **Foreign Application Priority Data**

Feb. 9, 2006	(EM)	.....	000482971-0001
Feb. 9, 2006	(EM)	.....	000482971-0002
Feb. 9, 2006	(EM)	.....	000482971-0003

(51) **LOC (9) Cl.** ..... **14-02**

(52) **U.S. Cl.** ..... **D14/356**

(58) **Field of Classification Search** ..... D14/351-370,  
D14/301, 313, 348-349, 432, 435-436, 496,  
D14/137, 155, 167-168, 240, 242, 299; D13/149,  
D13/184; D3/201, 273

See application file for complete search history.

(56) **References Cited**

**U.S. PATENT DOCUMENTS**

D306,583	S	*	3/1990	Krolopp et al.	.....	D14/137
D318,673	S	*	7/1991	Terk	.....	D14/230
D342,523	S	*	12/1993	Morgan et al.	.....	D14/250
D346,805	S	*	5/1994	Kim	.....	D14/240
D375,297	S	*	11/1996	Casarez et al.	.....	D14/358
D385,878	S	*	11/1997	Flick	.....	D14/155
D401,580	S	*	11/1998	Goto	.....	D14/155
D414,187	S	*	9/1999	Lange et al.	.....	D14/231
D415,769	S	*	10/1999	Waldner	.....	D14/240
D437,314	S	*	2/2001	DeLeon	.....	D14/242
D445,789	S	*	7/2001	Zmehriri	.....	D14/356
D446,209	S	*	8/2001	Hickford et al.	.....	D14/357

D463,411	S	*	9/2002	Stokes et al.	.....	D14/240
D480,712	S	*	10/2003	Noro	.....	D14/230
D491,556	S	*	6/2004	Gibson	.....	D14/230
D493,169	S	*	7/2004	Cheng	.....	D14/357
D497,318	S	*	10/2004	Strand et al.	.....	D10/104
D505,401	S	*	5/2005	Nussberger et al.	.....	D13/184
D518,039	S	*	3/2006	Geringer	.....	D14/299

**OTHER PUBLICATIONS**

Photobucket.com [online] Dec. 2006 [retrieved on May 8, 2007]. Retrieved from the Internet <URL: <http://i86.photobucket.com/albums/k90/crunchgear/December%20202006/bluoynx.jpg>>.\*

\* cited by examiner

*Primary Examiner*—Robin V Webster

*Assistant Examiner*—Karen E Kearney

(74) *Attorney, Agent, or Firm*—Laurence A. Greenberg; Werner H. Stemer; Ralph E. Locher

(57) **CLAIM**

The ornamental design for a peripheral device for a data processing system, as shown and described.

**DESCRIPTION**

FIG. 1 is a front, top, side perspective view of a peripheral device for a data processing system showing my new design;

FIG. 2 is a front, top perspective view thereof;

FIG. 3 is a side perspective view thereof;

FIG. 4 is a top plan view thereof;


FIG. 5 is a front, top, side perspective view of a further embodiment of the peripheral device for a data processing system showing my new design;

FIG. 6 is a front, top perspective view thereof;

FIG. 7 is a side perspective view thereof; and,

FIG. 8 is a top plan view thereof.

**1 Claim, 7 Drawing Sheets**



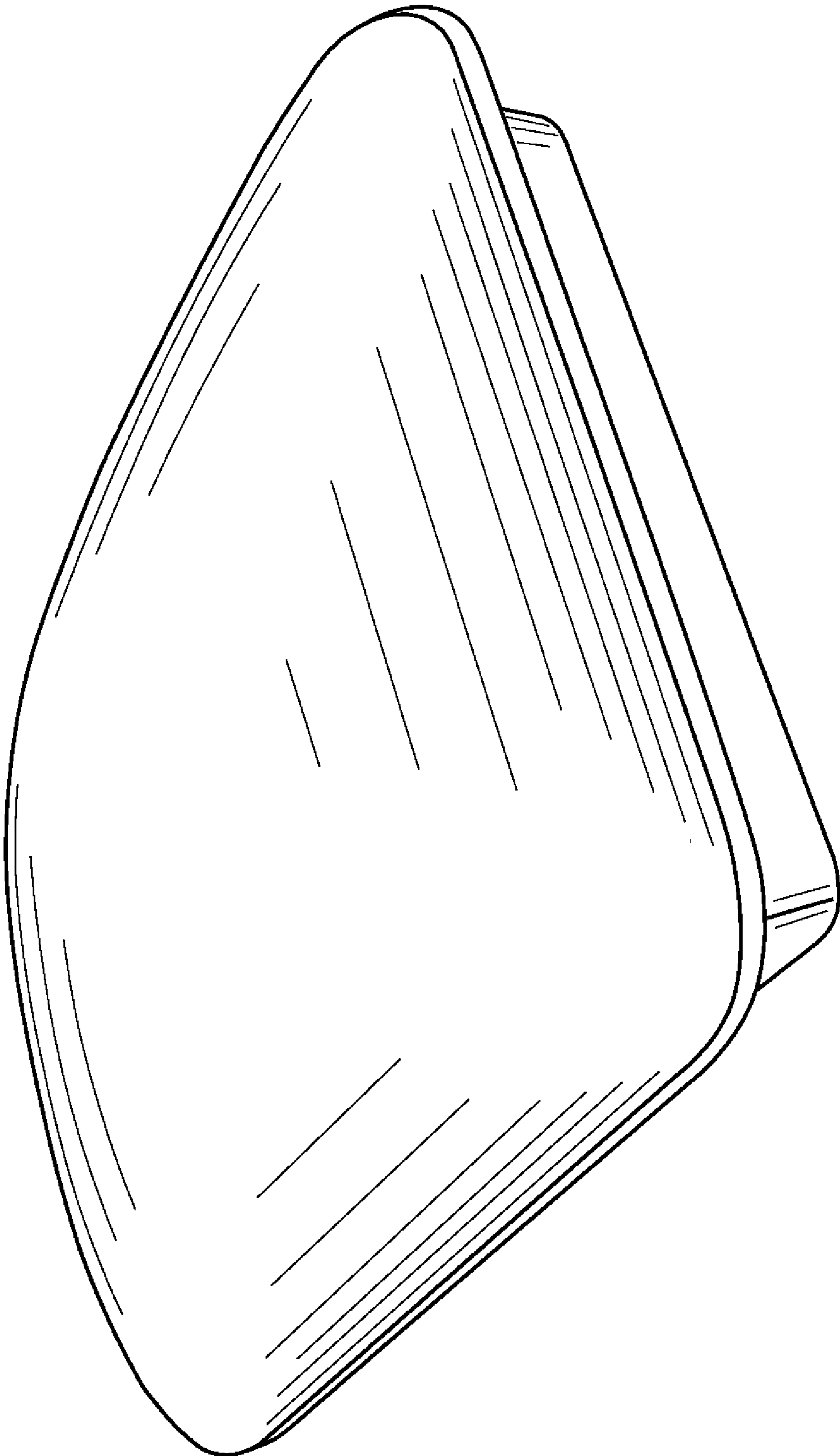


FIG. 1

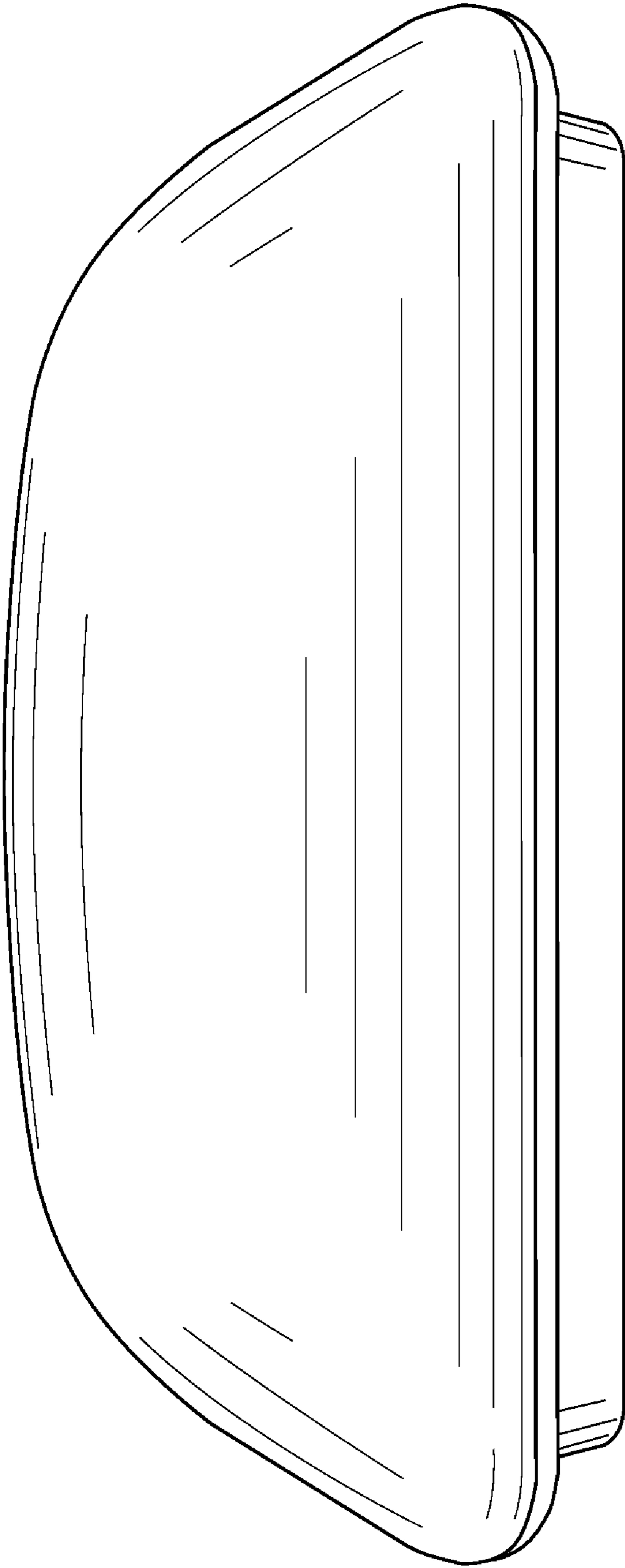


FIG. 2



FIG. 3




FIG. 4




FIG. 5

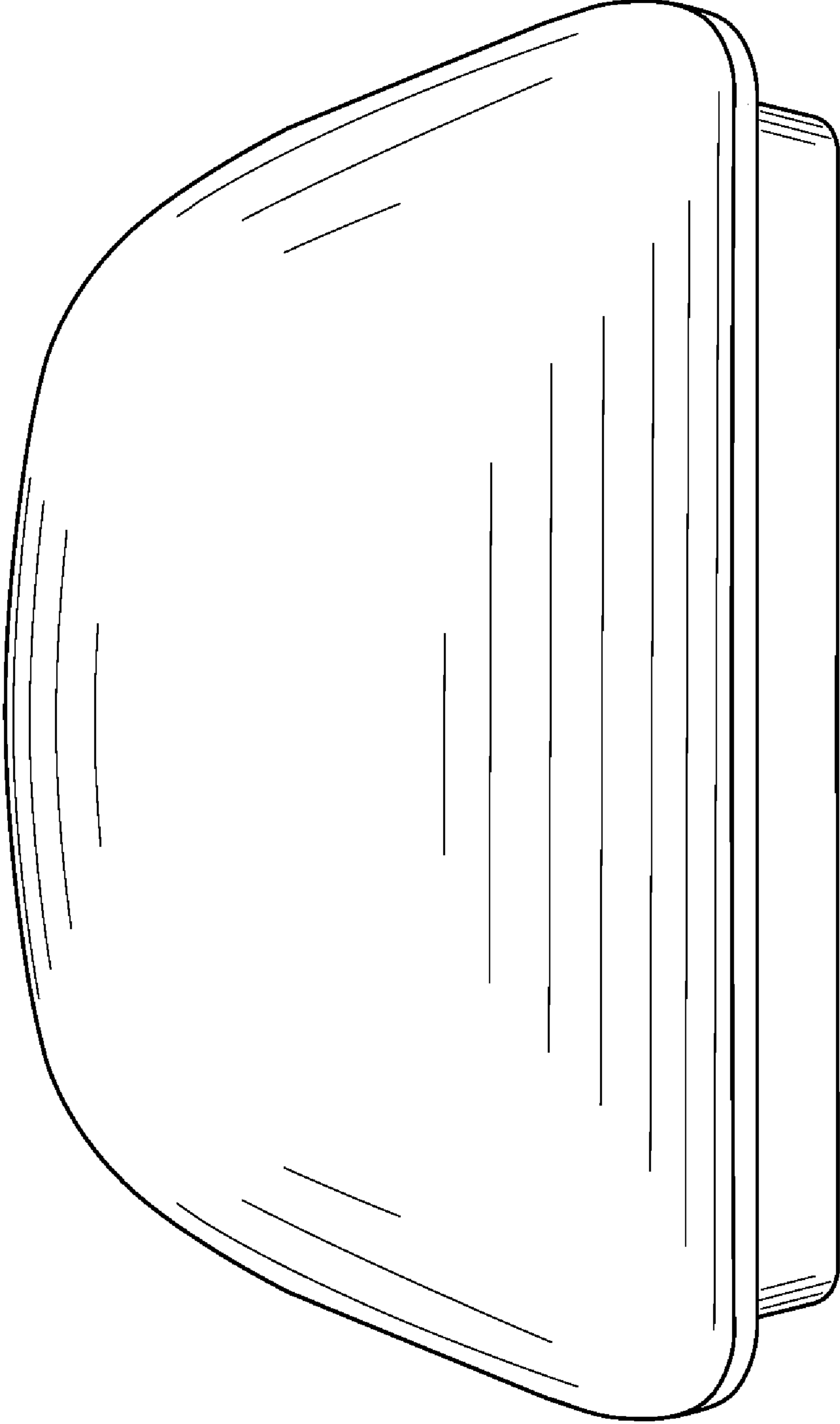


FIG. 6




FIG. 7




FIG. 8