



US00D597542S

(12) **United States Design Patent**
Solomon et al.

(10) **Patent No.:** **US D597,542 S**

(45) **Date of Patent:** **** Aug. 4, 2009**

(54) **DESKTOP COMPUTER ENCLOSURE**

(75) Inventors: **Mark C. Solomon**, San Jose, CA (US);
Adam Barry, San Francisco, CA (US);
Dana Krieger, San Francisco, CA (US)

(73) Assignee: **Hewlett-Packard Development Company, L.P.**, Houston, TX (US)

(**) Term: **14 Years**

(21) Appl. No.: **29/323,700**

(22) Filed: **Aug. 29, 2008**

(51) **LOC (9) Cl.** **14-02**

(52) **U.S. Cl.** **D14/351**

(58) **Field of Classification Search** D14/300–302,
D14/308, 349–358; D13/162, 184, 199;
312/223.2, 326, 727, 679.6; 361/680–686,
361/690–696, 727

See application file for complete search history.

(56) **References Cited**

U.S. PATENT DOCUMENTS

D316,849 S * 5/1991 Houghton D14/308
D338,453 S * 8/1993 Martin D14/351
5,947,570 A * 9/1999 Anderson et al. 312/223.2
6,549,397 B1 * 4/2003 Diaz et al. 361/679.6
D490,804 S * 6/2004 Whitehorn et al. D14/308

D513,251 S * 12/2005 Conyers et al. D14/352
D514,563 S * 2/2006 Kuramashi et al. D14/358
D524,810 S * 7/2006 Noda et al. D14/349

* cited by examiner

Primary Examiner—Freda S Nunn

(57) **CLAIM**

The ornamental design for a desktop computer enclosure, as shown and described.

DESCRIPTION

FIG. 1 is a three-dimensional view of a desktop computer enclosure;

FIG. 2 is a left side view of the desktop computer enclosure of FIG. 1, which is a mirror image of the right side view (not shown);

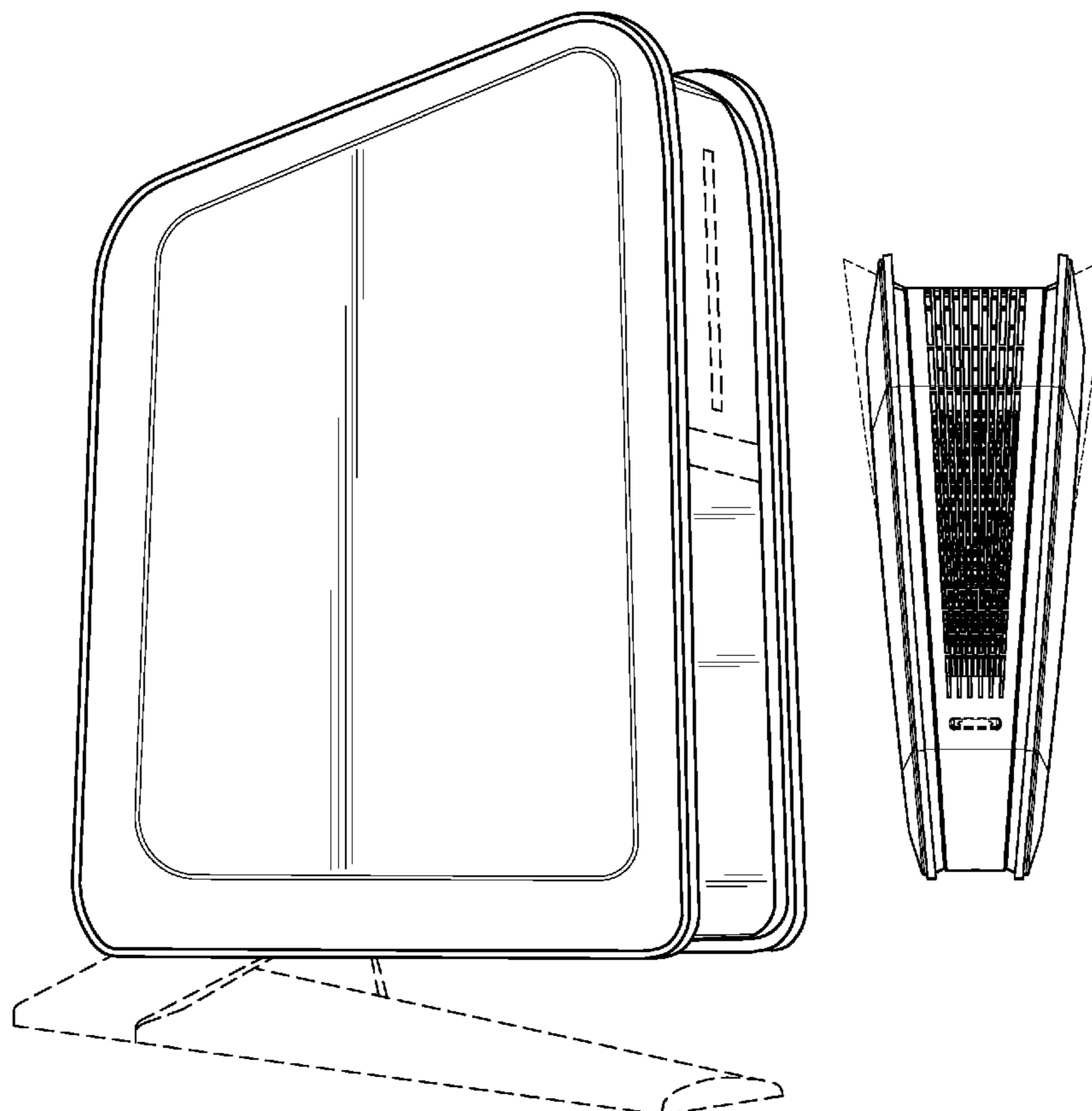
FIG. 3 is a front view of the desktop computer enclosure of FIG. 1;

FIG. 4 is a top view of the desktop computer enclosure of FIG. 1; and,

FIG. 5 is a back view of the desktop computer enclosure of FIG. 1.

Broken lines shown in the drawings illustrate portions of the desktop computer enclosure, and form no part of the claimed design.

1 Claim, 2 Drawing Sheets



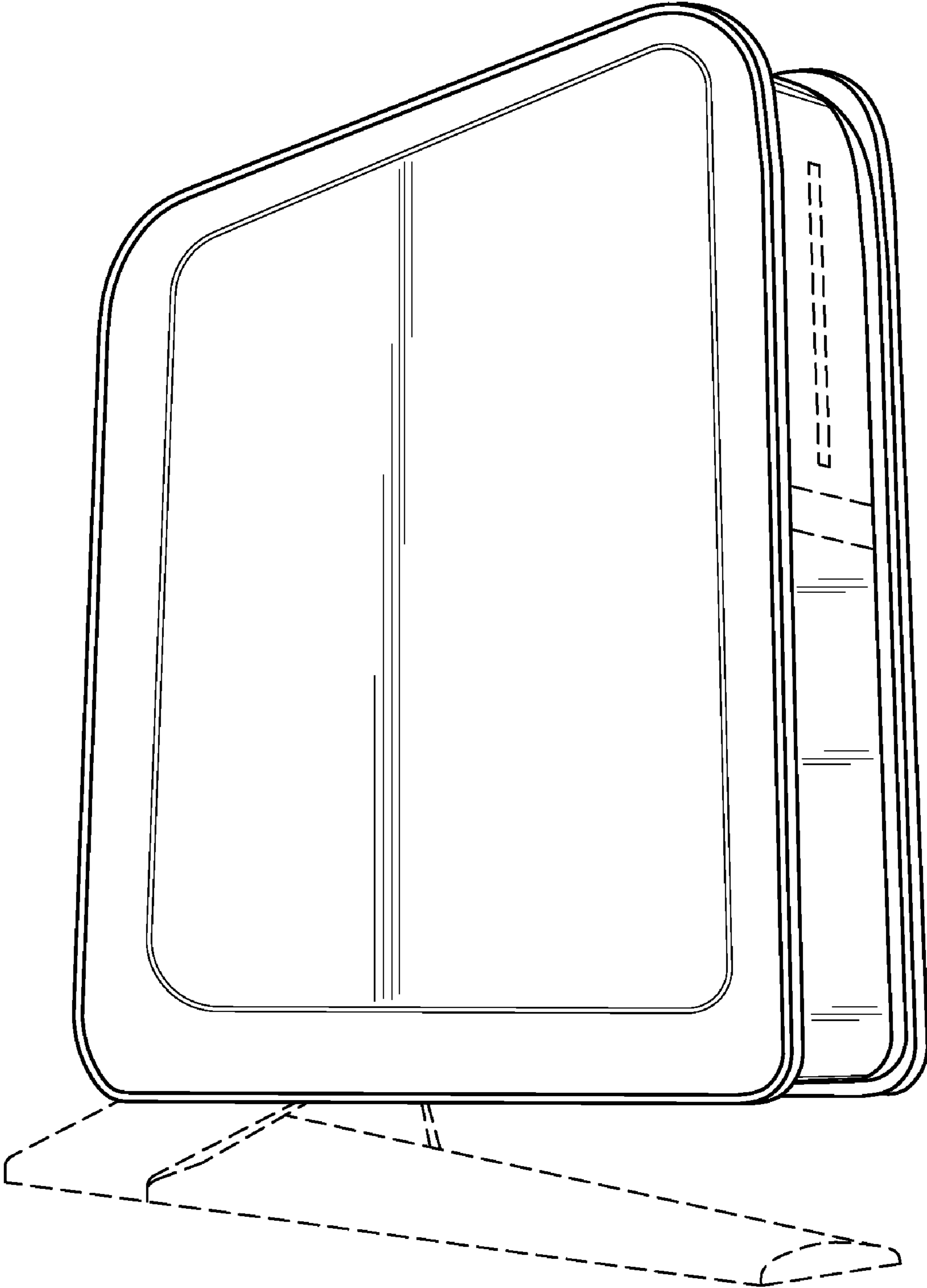


FIG. 1

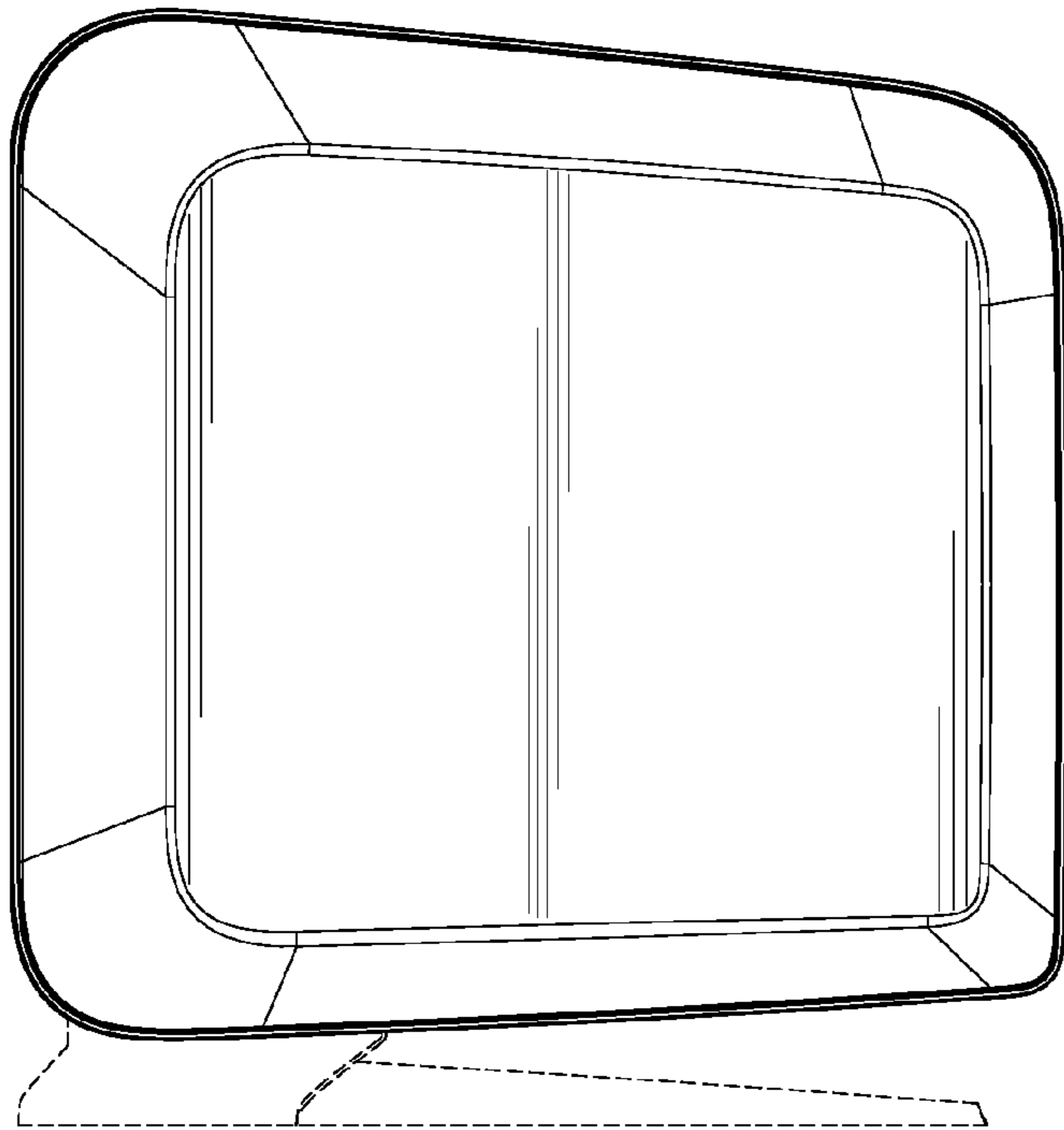


FIG. 2

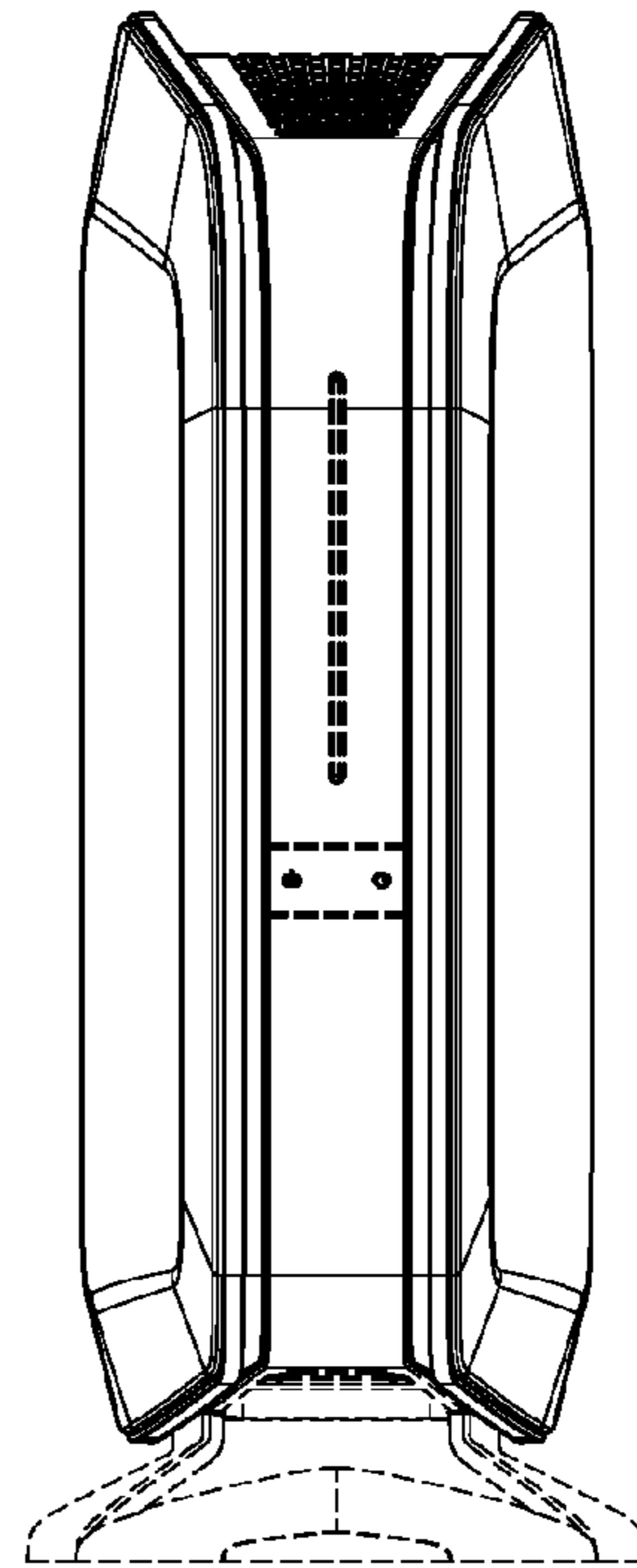


FIG. 3

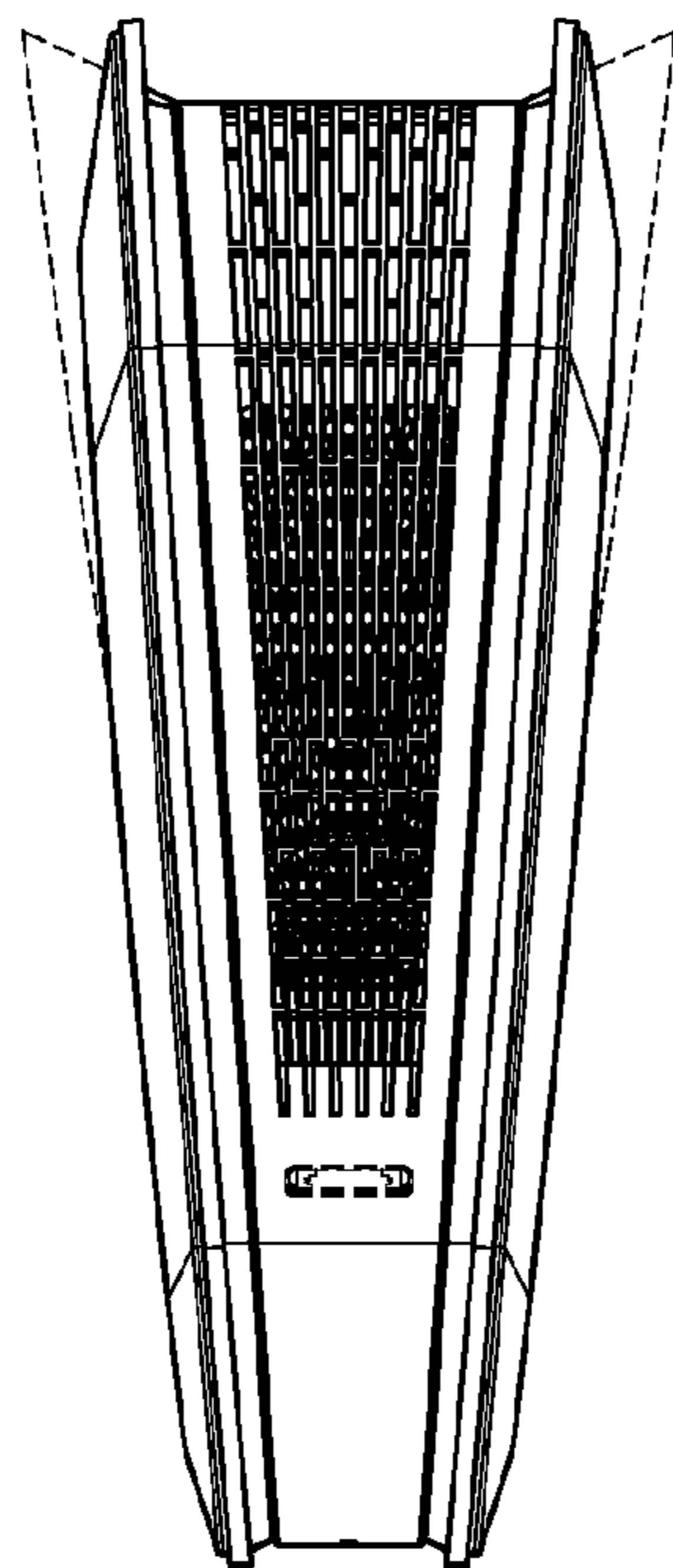


FIG. 4




FIG. 5