



US00D597527S

(12) **United States Design Patent**
Kim et al.

(10) **Patent No.:** **US D597,527 S**

(45) **Date of Patent:** **** Aug. 4, 2009**

(54) **SPEAKER**

D475,991 S * 6/2003 Hisatsune D14/211
D491,552 S * 6/2004 Niitsu D14/211
D512,987 S * 12/2005 Tsuge D14/211

(75) Inventors: **Yong Soo Kim**, Seoul (KR); **Il Soo Yeom**, Seoul (KR)

(73) Assignee: **LG Electronics Inc.**, Seoul (KR)

* cited by examiner

(**) Term: **14 Years**

Primary Examiner—Nanda Bondade

(74) *Attorney, Agent, or Firm*—Birch, Stewart, Kolasch & Birch, LLP

(21) Appl. No.: **29/264,127**

(22) Filed: **Aug. 4, 2006**

(57) **CLAIM**

The ornamental design for a speaker, as shown and described.

(30) **Foreign Application Priority Data**

Feb. 6, 2006 (KR) 30-2006-0004245

DESCRIPTION

(51) **LOC (9) Cl.** **14-01**

(52) **U.S. Cl.** **D14/211**

(58) **Field of Classification Search** D14/204,
D14/210–216, 172; 181/143–144, 147–148,
181/150–153, 157, 198–199; 381/300–303,
381/306, 332–333, 336, 345, 361–364, 386–388
See application file for complete search history.

FIG. 1 is a front, right perspective view of the speaker showing our new design;

FIG. 2 is a front view thereof;

FIG. 3 is a rear view thereof;

FIG. 4 is a left side view thereof, the right side view being a mirror image thereof;

FIG. 5 is a top plan view thereof; and,

FIG. 6 is a bottom plan view thereof.

(56) **References Cited**

U.S. PATENT DOCUMENTS

D457,875 S * 5/2002 Joe D14/211

1 Claim, 5 Drawing Sheets

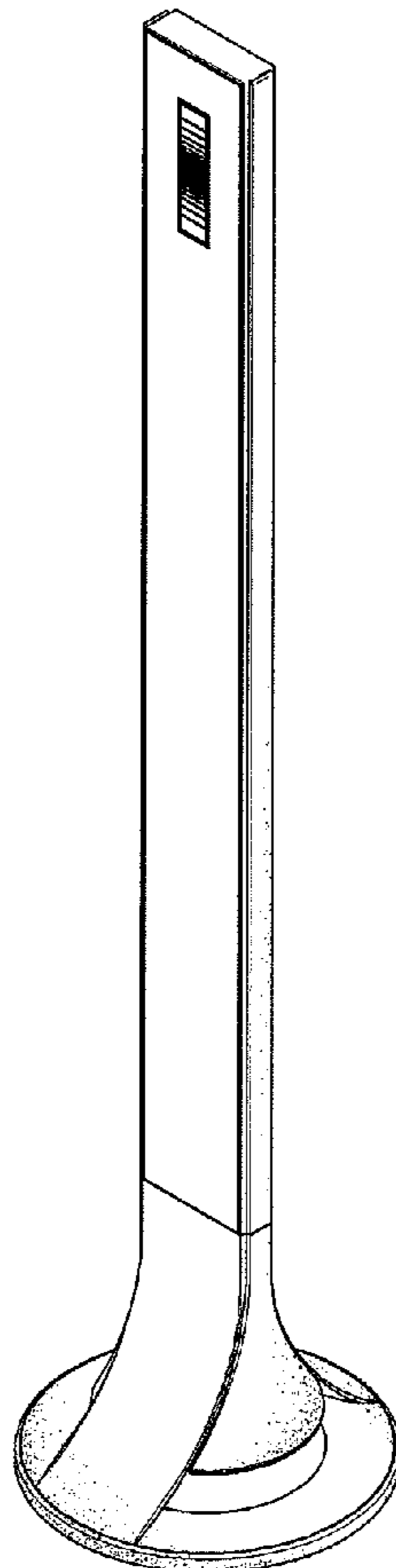


Fig. 1

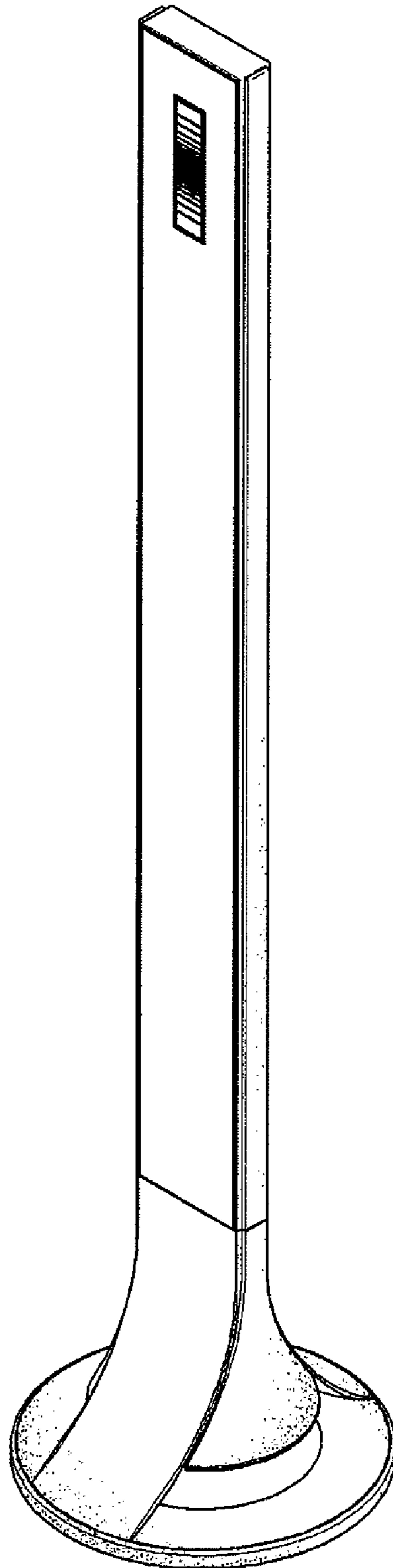


Fig. 2

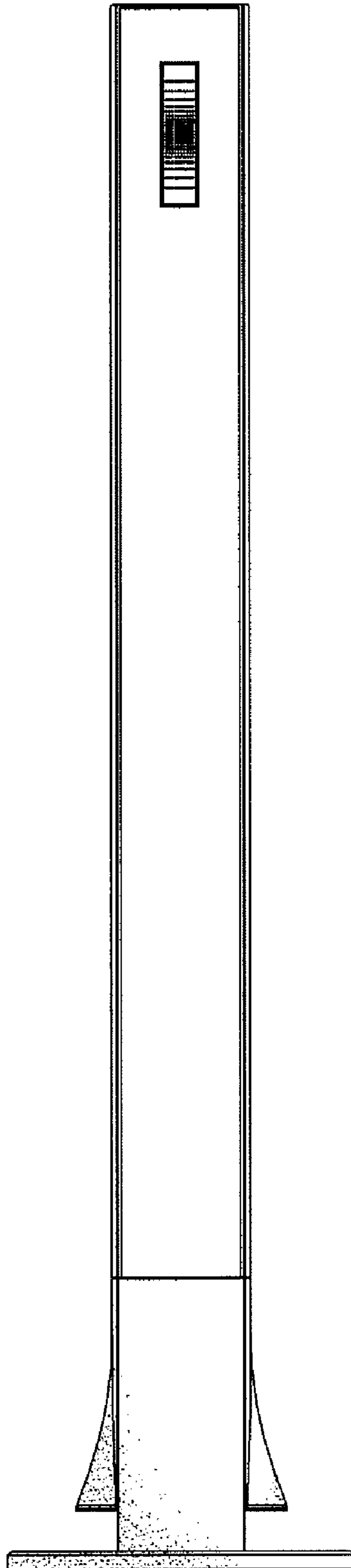


Fig.3

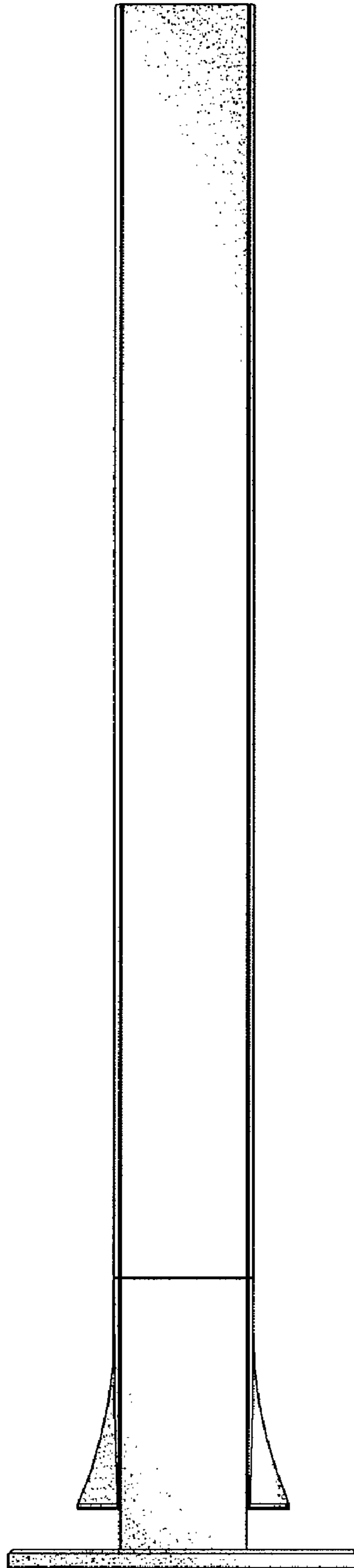


Fig. 4

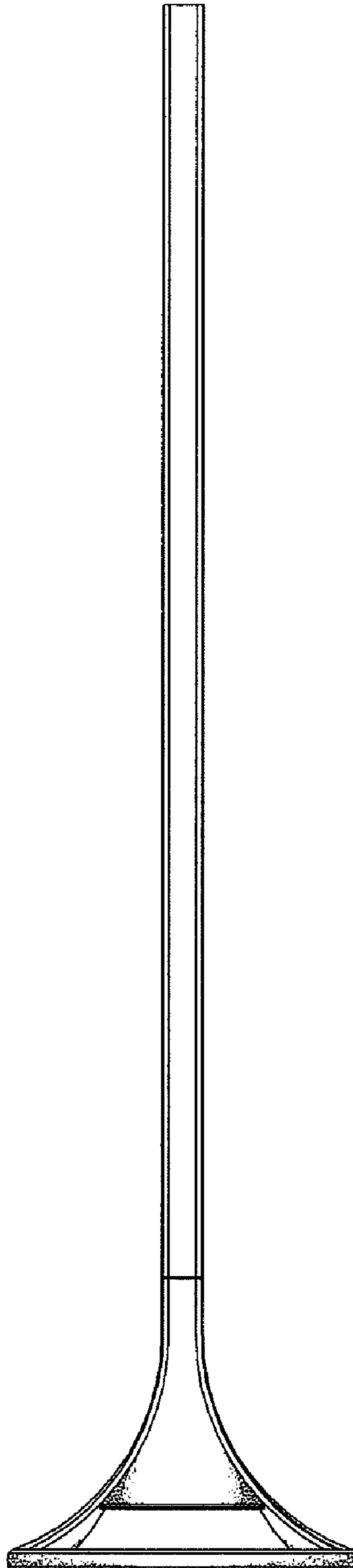


Fig. 5

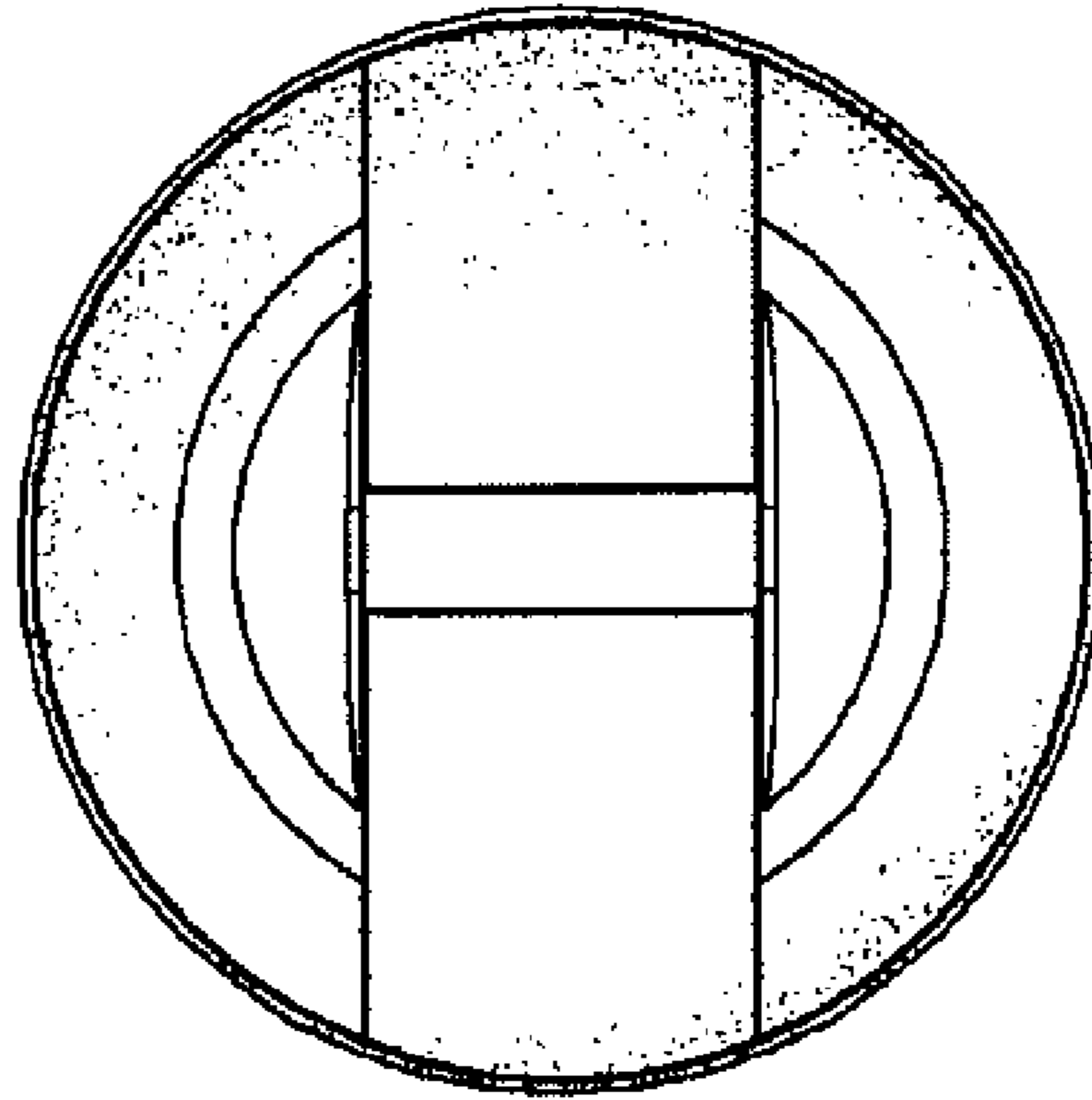


Fig. 6

