



US00D597501S

(12) **United States Design Patent**
Yoon et al.

(10) **Patent No.:** **US D597,501 S**
(45) **Date of Patent:** **** Aug. 4, 2009**

(54) **LIGHT-EMITTING DIODE**

(75) Inventors: **Jae Joon Yoon**, Gyunggi-do (KR); **Sung Soo Park**, Gyunggi-do (KR); **In Joon Pyeon**, Gyunggi-do (KR)

(73) Assignee: **Samsung Electro-Mechanics Co., Ltd.**, Gyunggi-Do (KR)

(**) Term: **14 Years**

(21) Appl. No.: **29/325,548**

(22) Filed: **Oct. 2, 2008**

(30) **Foreign Application Priority Data**

Jun. 9, 2008 (KR) 30-2008-0024431

(51) **LOC (9) Cl.** **13-03**

(52) **U.S. Cl.** **D13/180**

(58) **Field of Classification Search** D13/180;
D26/2; 257/79, 80, 81, 88, 89, 95, 98, 99,
257/100; 313/483, 498, 500; 362/555, 800
See application file for complete search history.

(56) **References Cited**

U.S. PATENT DOCUMENTS

6,677,707 B1 * 1/2004 Dietiker 313/498
D500,294 S * 12/2004 Ishida D13/180

D558,693 S 1/2008 Shin et al.
D562,782 S 2/2008 Son
D566,664 S * 4/2008 Kong D13/180
D573,549 S * 7/2008 Kong D13/180
D576,965 S * 9/2008 Takine D13/180
2006/0186427 A1 * 8/2006 Takine et al. 257/99
2008/0239752 A1 * 10/2008 Kuo 362/612

* cited by examiner

Primary Examiner—Selina Sikder

(74) *Attorney, Agent, or Firm*—McDermott Will & Emery LLP

(57) **CLAIM**

We claim the ornamental design for the light-emitting diode, as shown and described.

DESCRIPTION

FIG. 1 is the perspective view of the light-emitting diode

FIG. 2 is the front view thereof

FIG. 3 is the rear view thereof

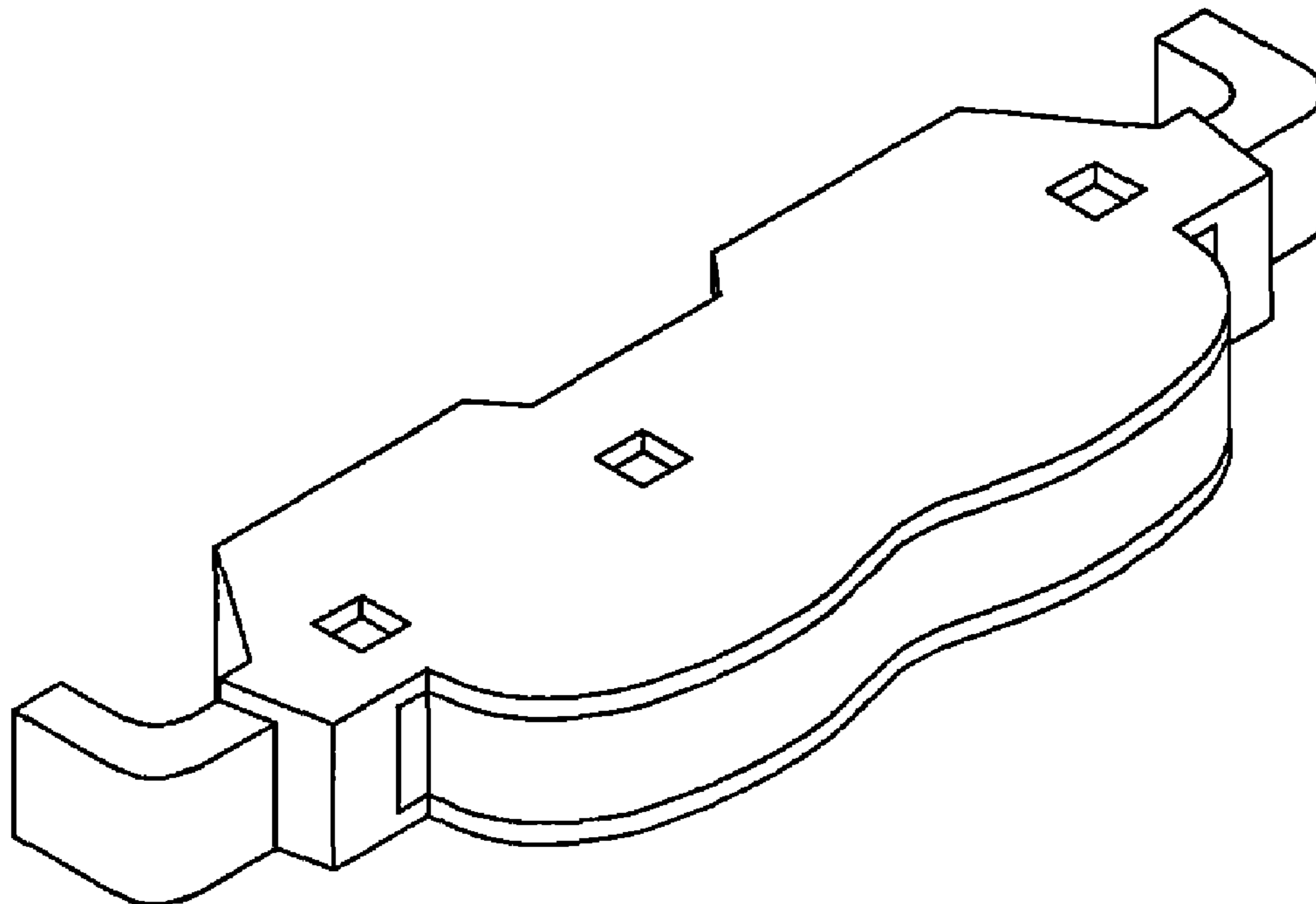
FIG. 4 is the left side view thereof (the right side view is a mirror image of this)

FIG. 5 is the top plan view thereof

FIG. 6 is the bottom view thereof; and,

FIG. 7 is a bottom perspective view thereof.

1 Claim, 2 Drawing Sheets



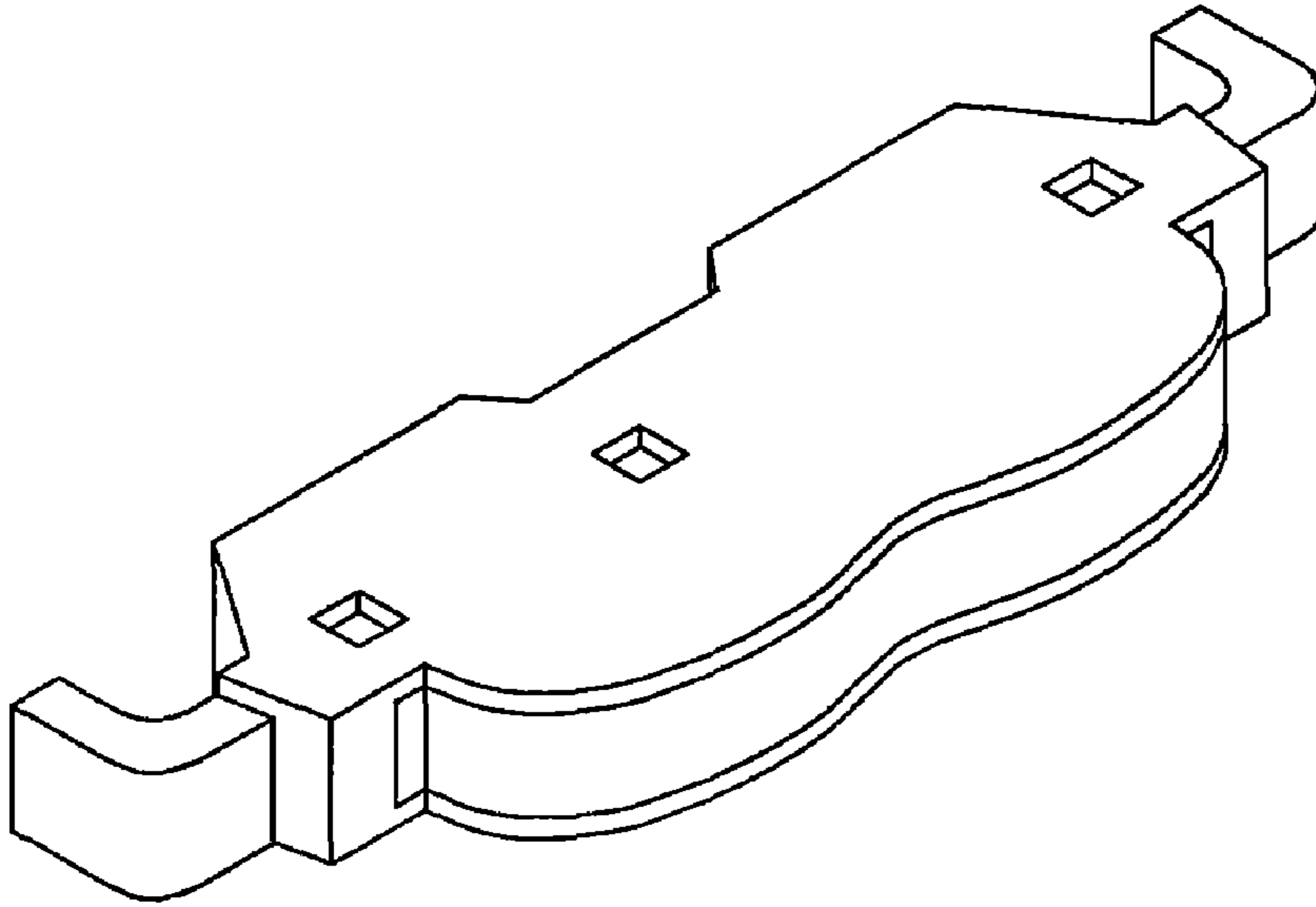


FIG. 1

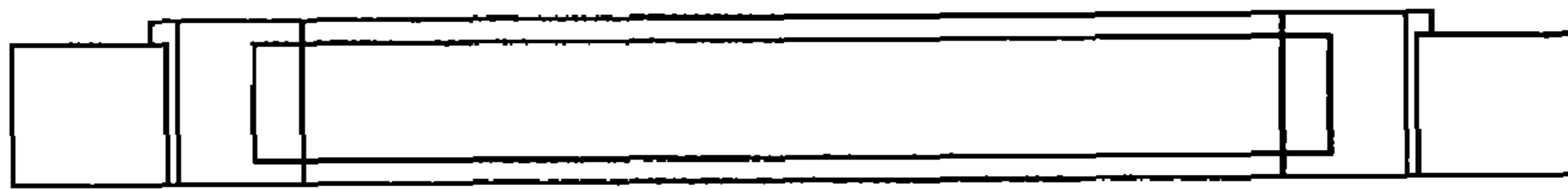


FIG. 2




FIG. 3

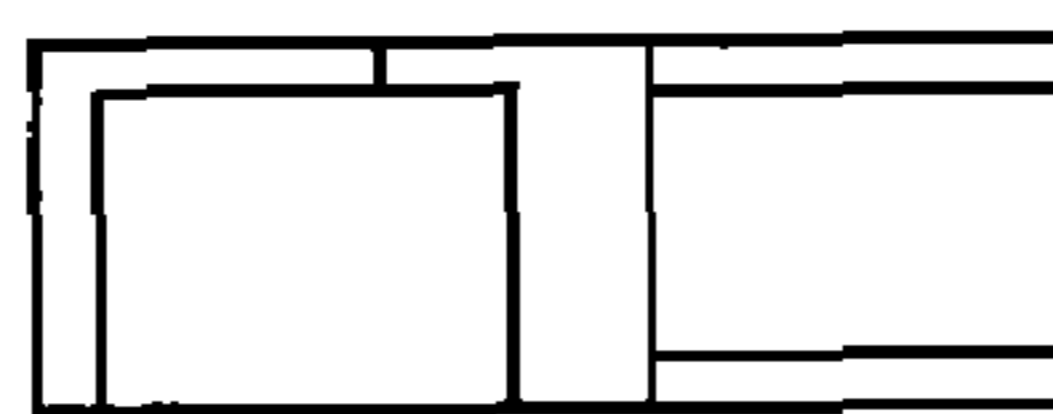


FIG. 4

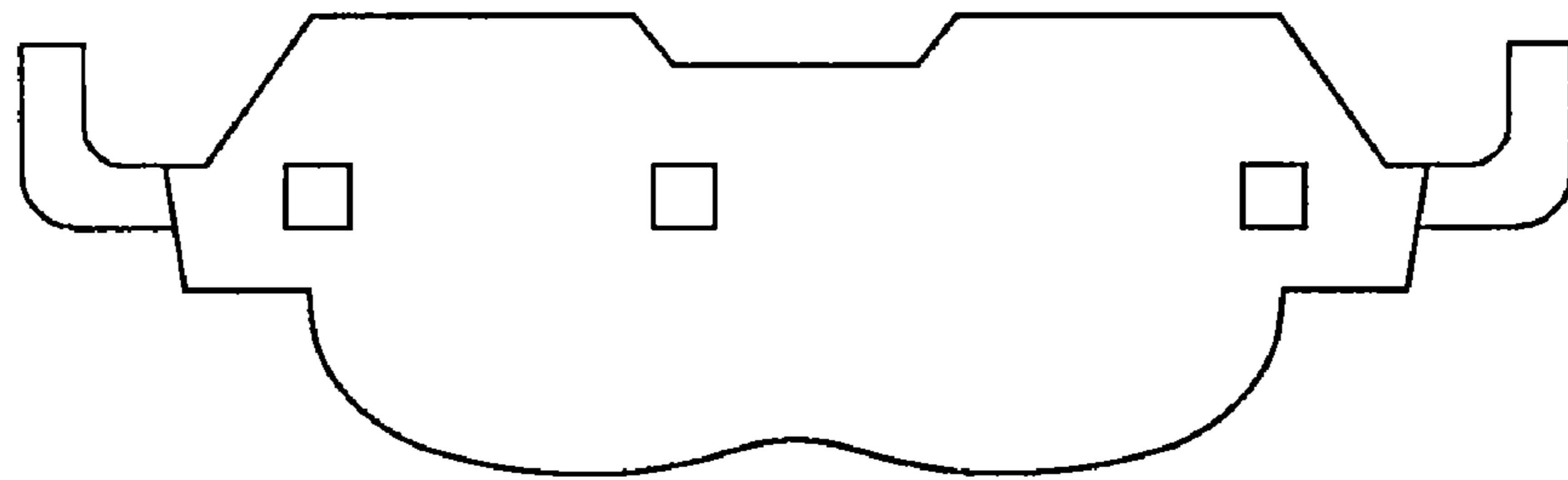


FIG. 5

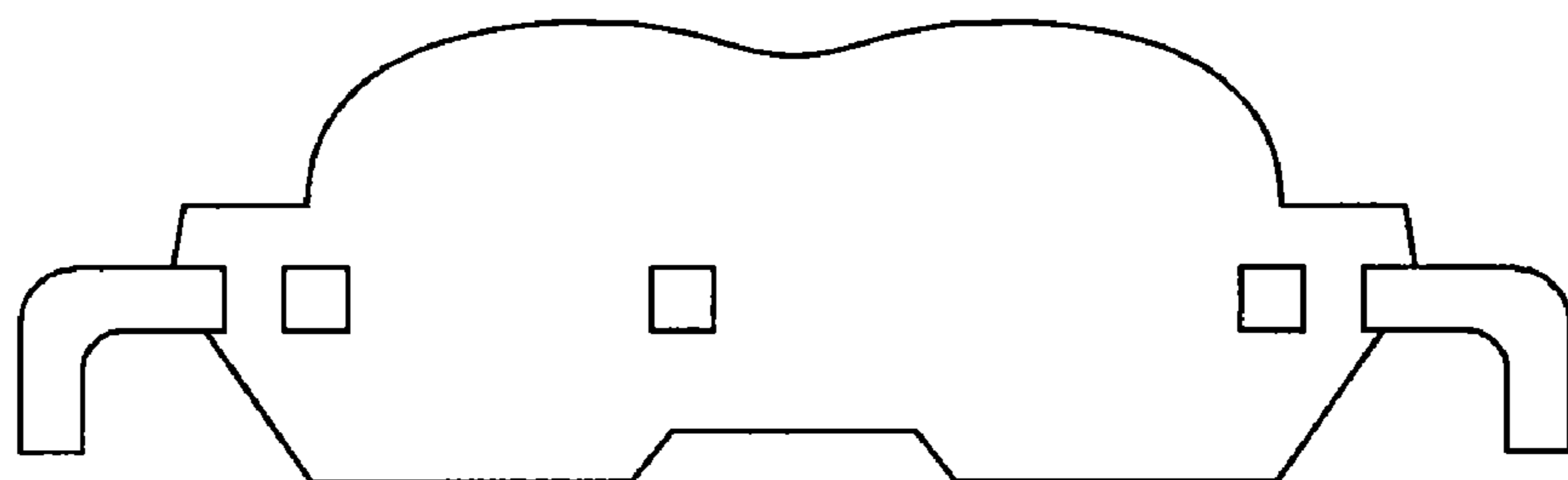


FIG. 6

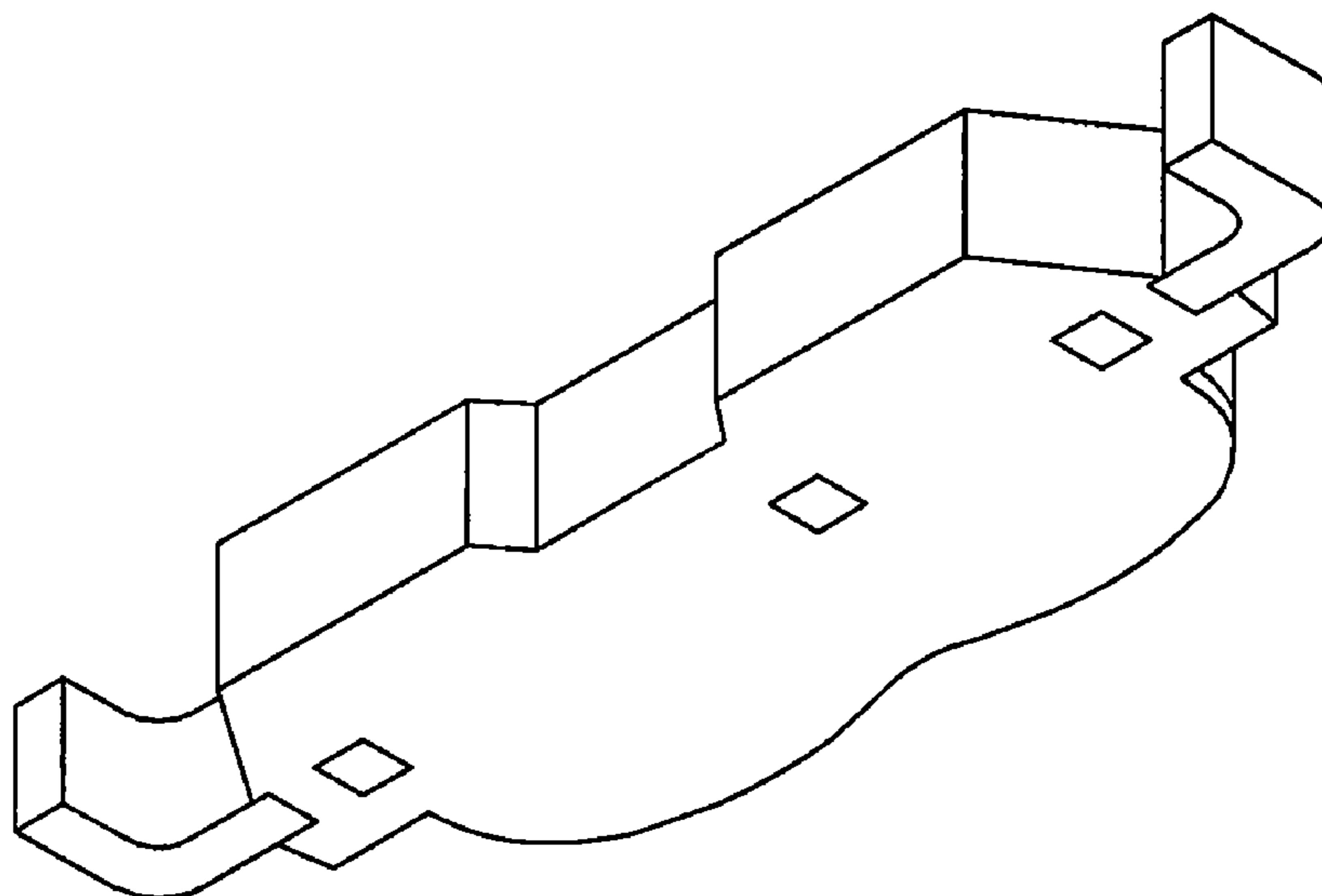


FIG. 7