



US00D597472S

(12) **United States Design Patent**
Cazals

(10) **Patent No.:** **US D597,472 S**
(45) **Date of Patent:** **** Aug. 4, 2009**

(54) **AIRCRAFT**

(75) Inventor: **Olivier Cazals**, Daux (FR)

(73) Assignee: **Airbus France SAS**, Toulouse (FR)

(**) Term: **14 Years**

(21) Appl. No.: **29/323,649**

(22) Filed: **Aug. 28, 2008**

(51) **LOC (9) Cl.** **12-12**

(52) **U.S. Cl.** **D12/319**

(58) **Field of Classification Search** D12/319,
D12/343, 345, 333; 244/45 R, 45 A, 13,
244/15, 215

See application file for complete search history.

(56) **References Cited**

U.S. PATENT DOCUMENTS

D314,366 S * 2/1991 Waaland et al. D12/333
D500,981 S * 1/2005 Wilding et al. D12/319
D508,013 S * 8/2005 Rihn et al. D12/319

OTHER PUBLICATIONS

U.S. Appl. No. 29/323,643, filed Aug. 28, 2008. Title: Elements of an Aircraft Tail.

U.S. Appl. No. 29/323,646, filed Aug. 28, 2008. Title: Elements of an Aircraft Tail.

“Boeing Flies Blended Wing Body Research Aircraft” Published by Michael on Jul. 26, 2007 in Aviation News and Boeing, Retrieved from: <http://blog.flightstory.net/242/boeing-flies-blended-wing-body-research-aircraft>.

* cited by examiner

Primary Examiner—Lisa P Lichtenstein

(74) *Attorney, Agent, or Firm*—Osler, Hoskin & Harcourt LLP

(57) **CLAIM**

The ornamental design for an aircraft, as shown and described.

DESCRIPTION

FIG. 1 is a front, left perspective view showing an aircraft according to an embodiment of my design;

FIG. 2 is a top plan view of the aircraft of FIG. 1;

FIG. 3 is a bottom plan view of the aircraft of FIG. 1;

FIG. 4 is a front elevation view of the aircraft of FIG. 1;

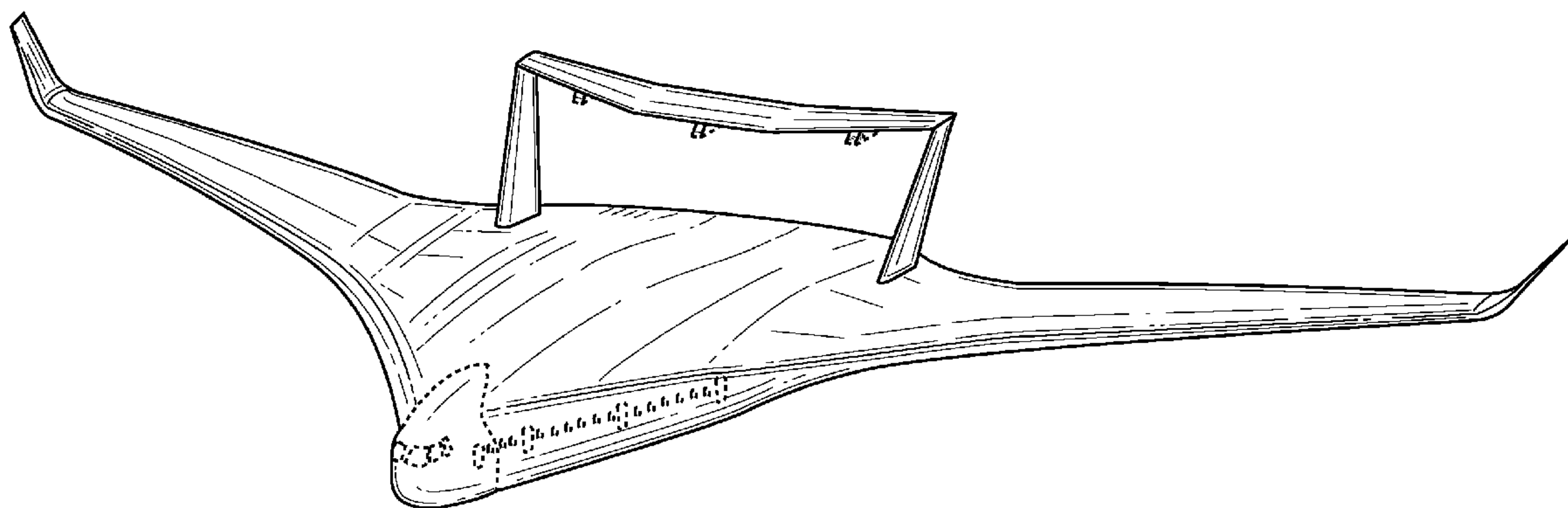
FIG. 5 is a rear elevation view of the aircraft of FIG. 1;

FIG. 6 is an enlarged left side elevation view of the aircraft of FIG. 1; and,

FIG. 7 is an enlarged right side elevation view of the aircraft of FIG. 1.

Throughout the Figures, broken lines showing environment or structure are for illustrative purposes only and form no part of the claimed design.

1 Claim, 6 Drawing Sheets



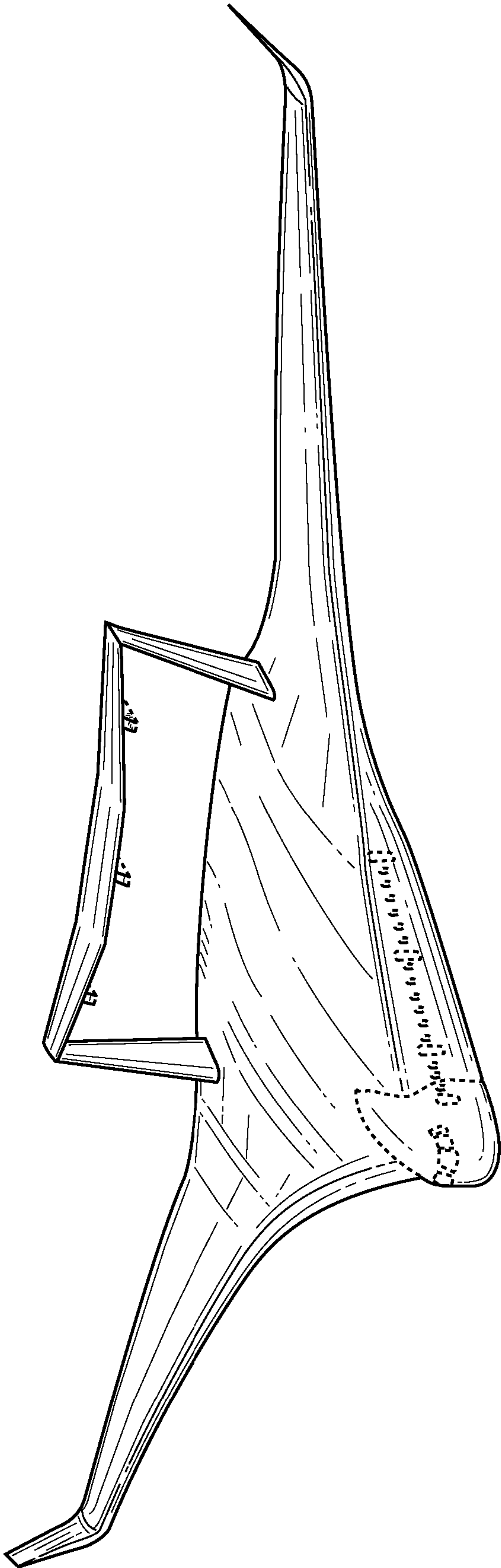


FIG. 1

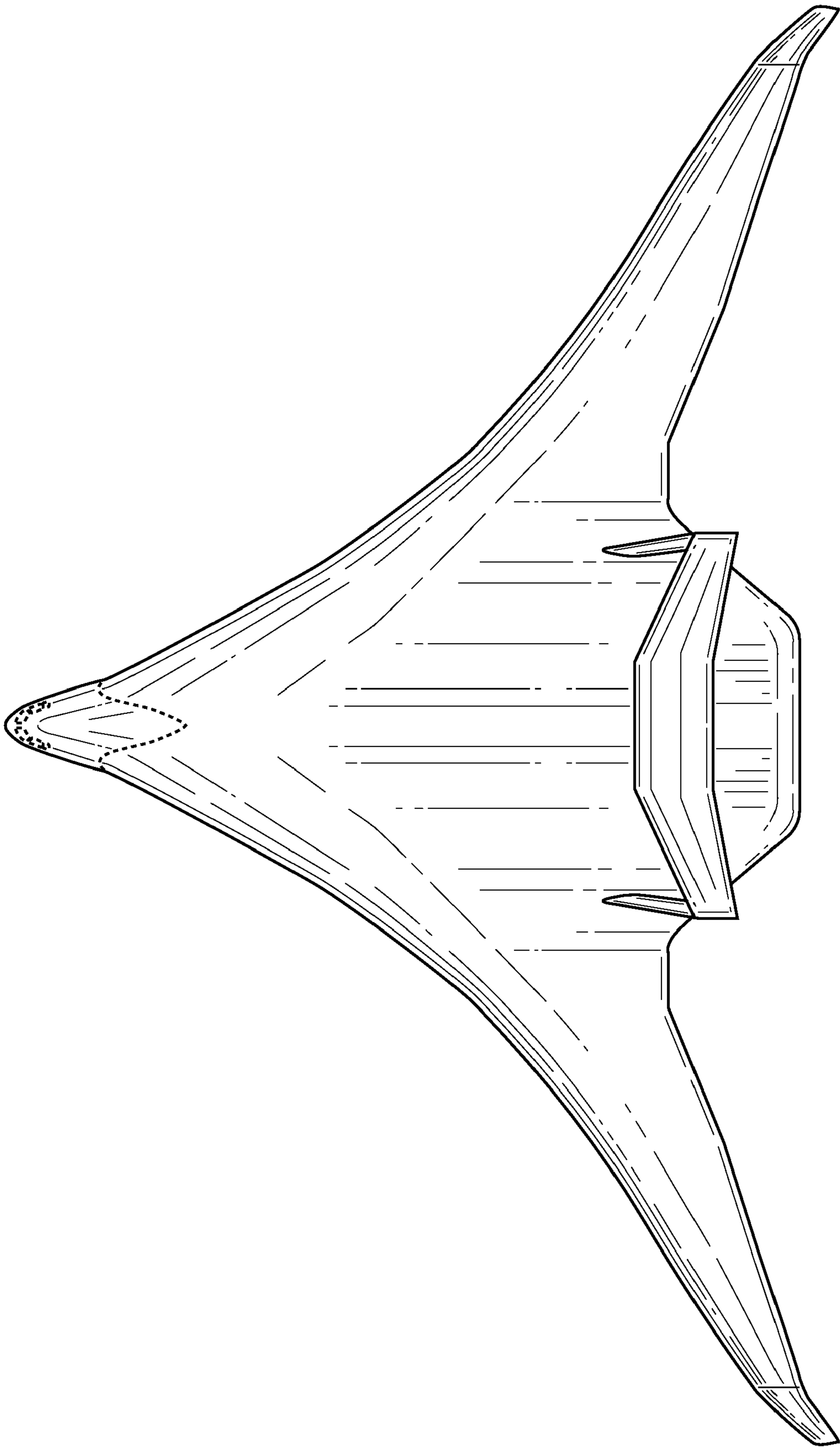


FIG. 2

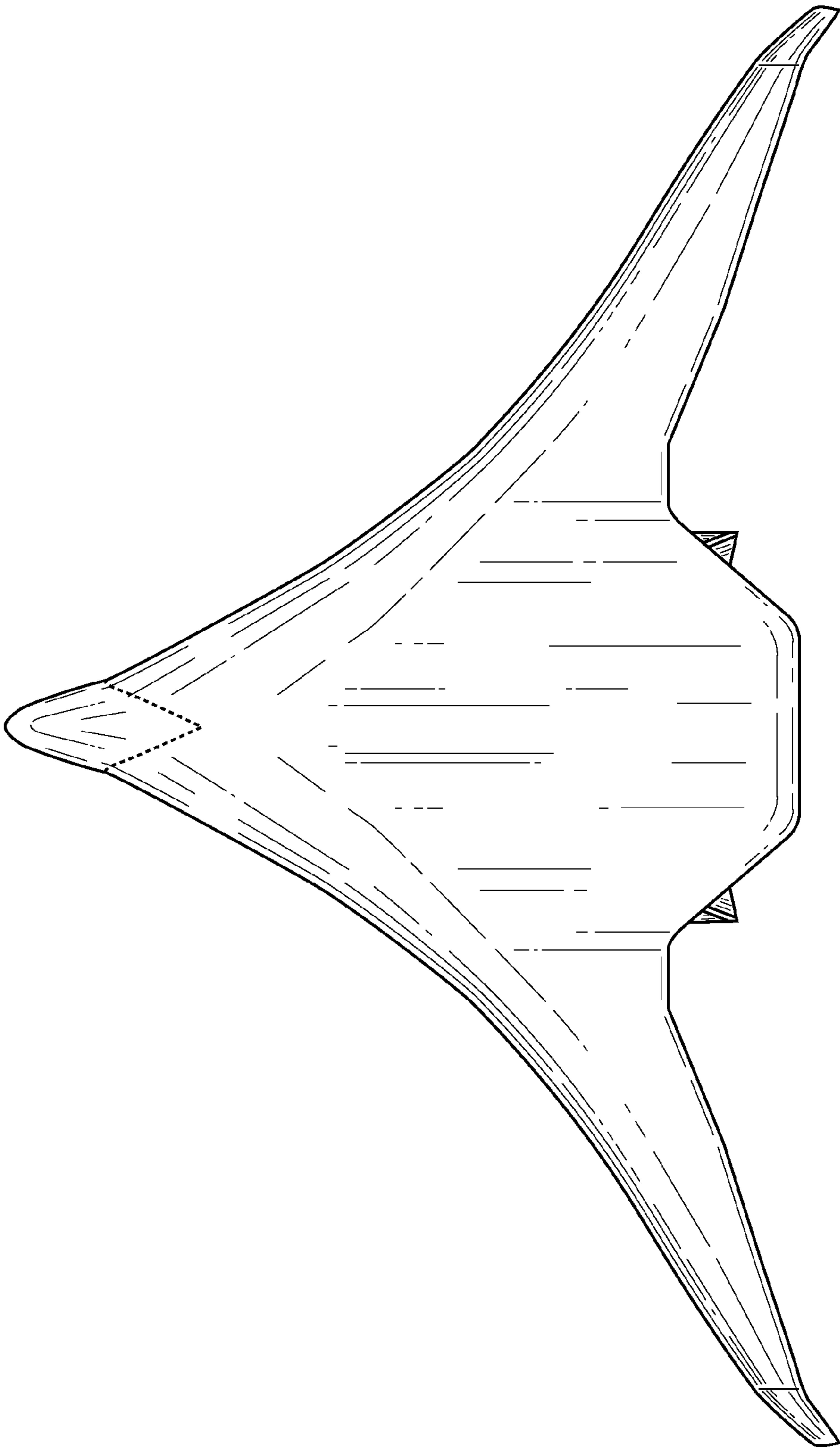


FIG. 3

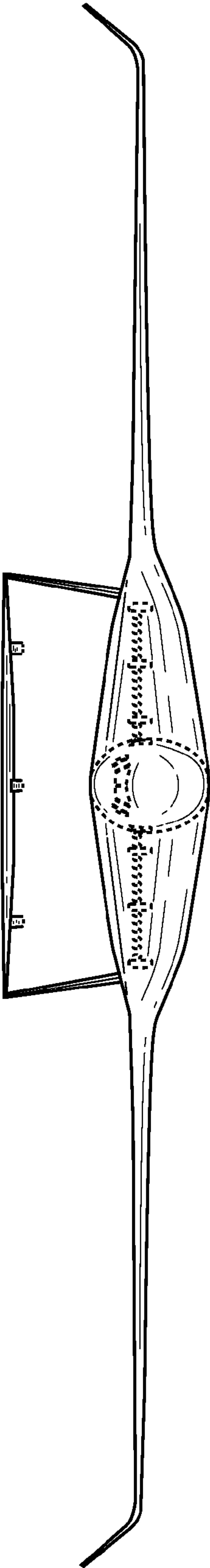


FIG. 4

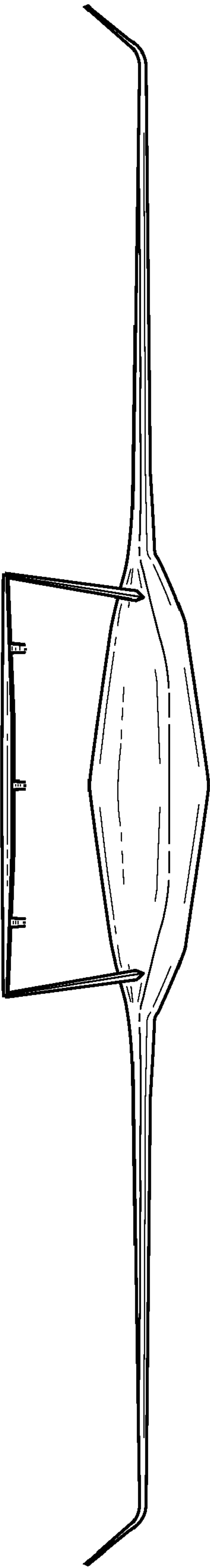


FIG. 5

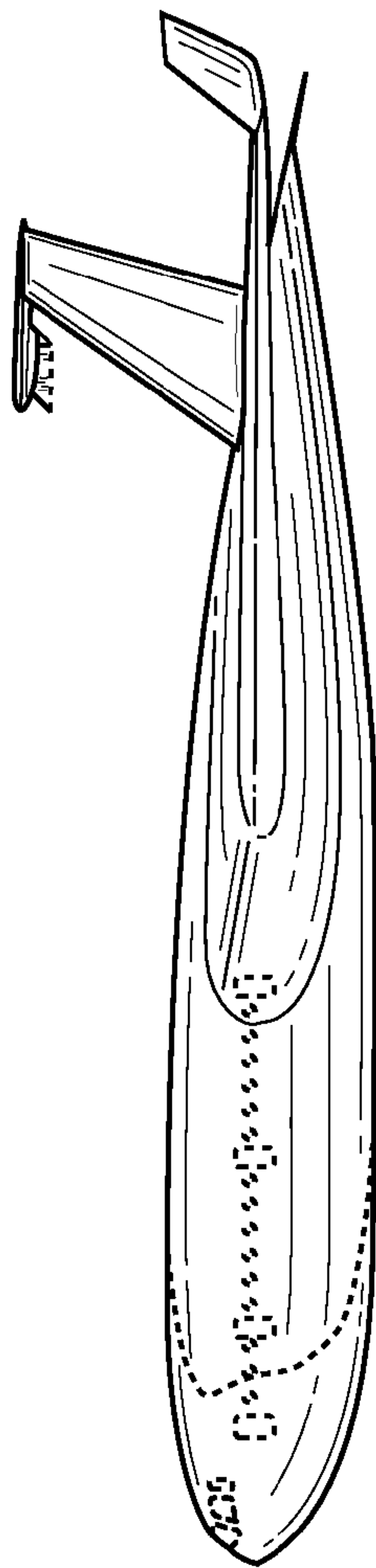


FIG. 6

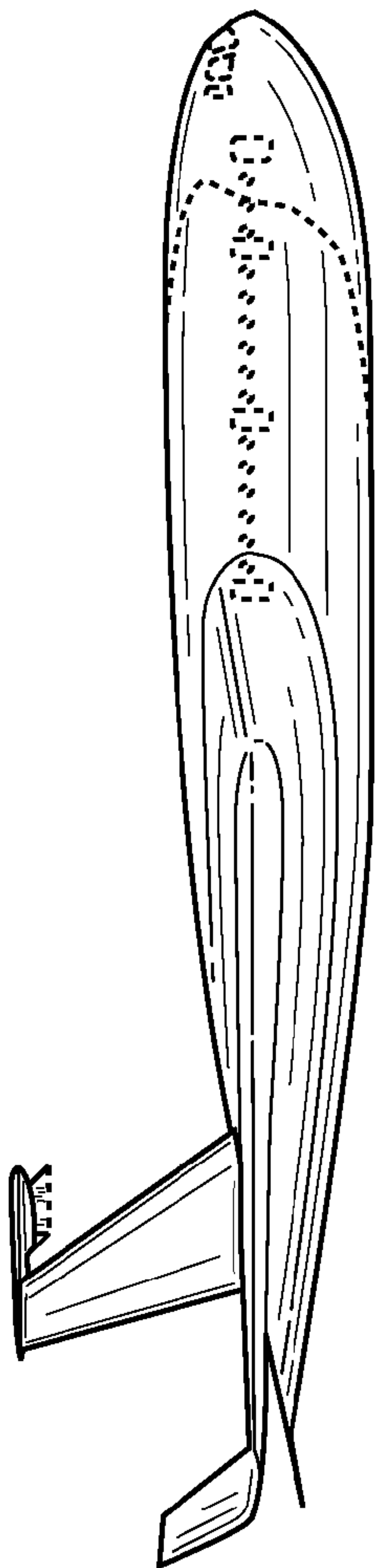


FIG. 7