

US00D597454S

(12) **United States Design Patent**
Wagner et al.

(10) **Patent No.:** **US D597,454 S**

(45) **Date of Patent:** **** Aug. 4, 2009**

(54) **VEHICLE HOOD**

(75) Inventors: **Lance R. Wagner**, Lake Orion, MI (US); **Mark C. Trostle**, Clarkston, MI (US); **Ryan C. Nagode**, West Bloomfield, MI (US)

(73) Assignee: **Chrysler LLC**, Auburn Hills, MI (US)

(**) Term: **14 Years**

(21) Appl. No.: **29/323,442**

(22) Filed: **Aug. 26, 2008**

Related U.S. Application Data

(63) Continuation-in-part of application No. 29/302,967, filed on Jan. 29, 2008, now Pat. No. Des. 586,697.

(51) **LOC (9) Cl.** **12-16**

(52) **U.S. Cl.** **D12/173**

(58) **Field of Classification Search** D12/173, D12/196, 86, 90-92; 180/69.21, 69.2, 69.22
See application file for complete search history.

(56) **References Cited**

U.S. PATENT DOCUMENTS

D447,983 S	9/2001	Stoddard et al.
D466,051 S	11/2002	Stoddard et al.
D466,052 S	11/2002	Stoddard et al.
D516,956 S	3/2006	Bucci et al.

D526,935 S	8/2006	Wagner et al.	
D553,049 S	10/2007	Opfer et al.	
D575,701 S *	8/2008	Zavatski et al. D12/173
D580,323 S *	11/2008	Gueler et al. D12/173
D581,326 S *	11/2008	Opfer et al. D12/173
D583,731 S *	12/2008	Saridakis et al. D12/173
D583,733 S *	12/2008	Walter et al. D12/173

* cited by examiner

Primary Examiner—Melody N Brown

(74) *Attorney, Agent, or Firm*—Ralph E. Smith

(57) **CLAIM**

The ornamental design for a vehicle hood, as shown and described.

DESCRIPTION

FIG. 1 is a front perspective view of a vehicle hood showing our new design;

FIG. 2 is a rear perspective view thereof;

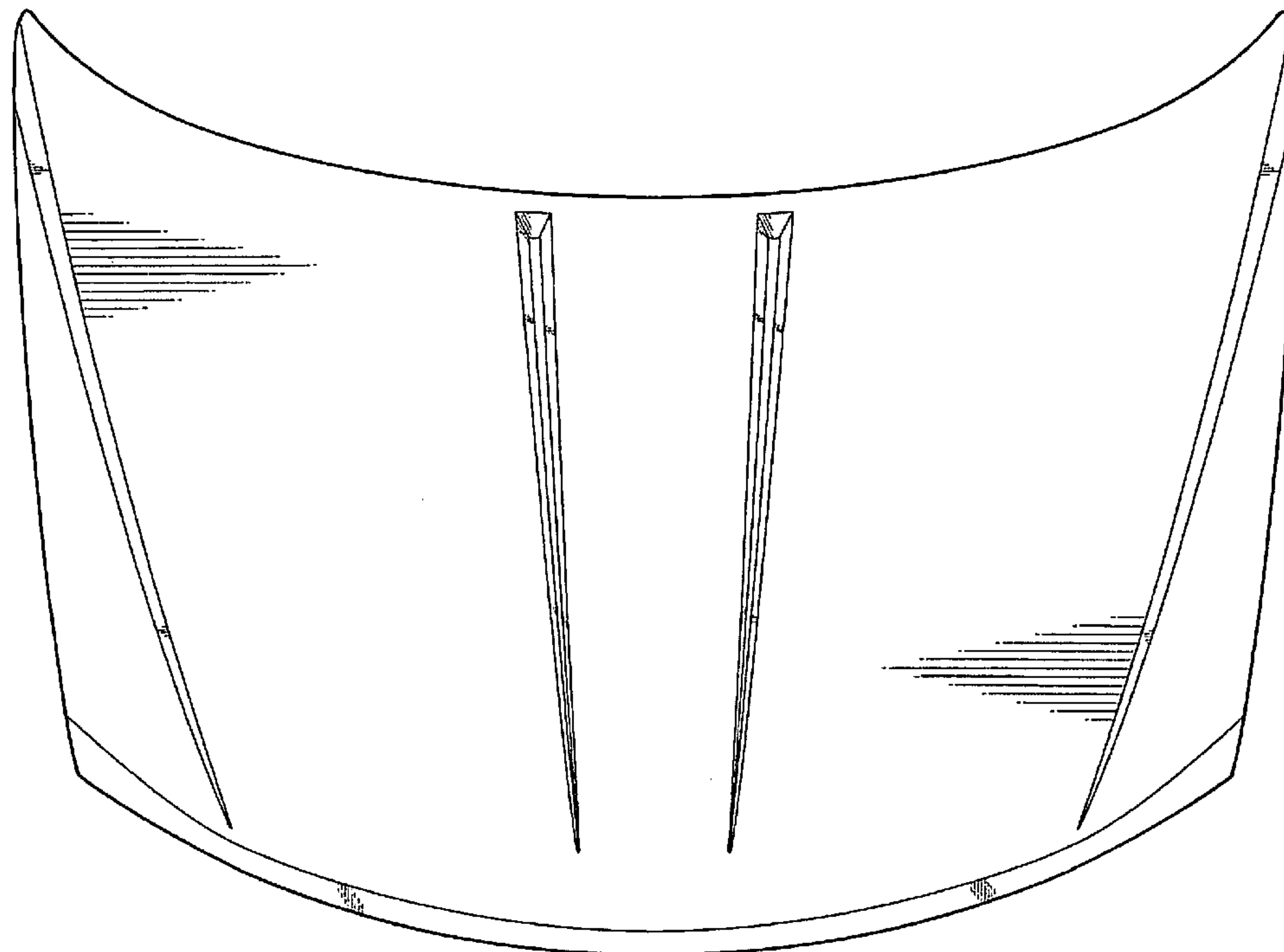
FIG. 3 is a top view thereof;

FIG. 4 is a front view thereof; and,

FIG. 5 is a side view thereof, the opposite side being a mirror image thereof.

It will be understood that the broken lines presented in the drawings are for illustration only, and do not form a part of the claimed design.

1 Claim, 4 Drawing Sheets



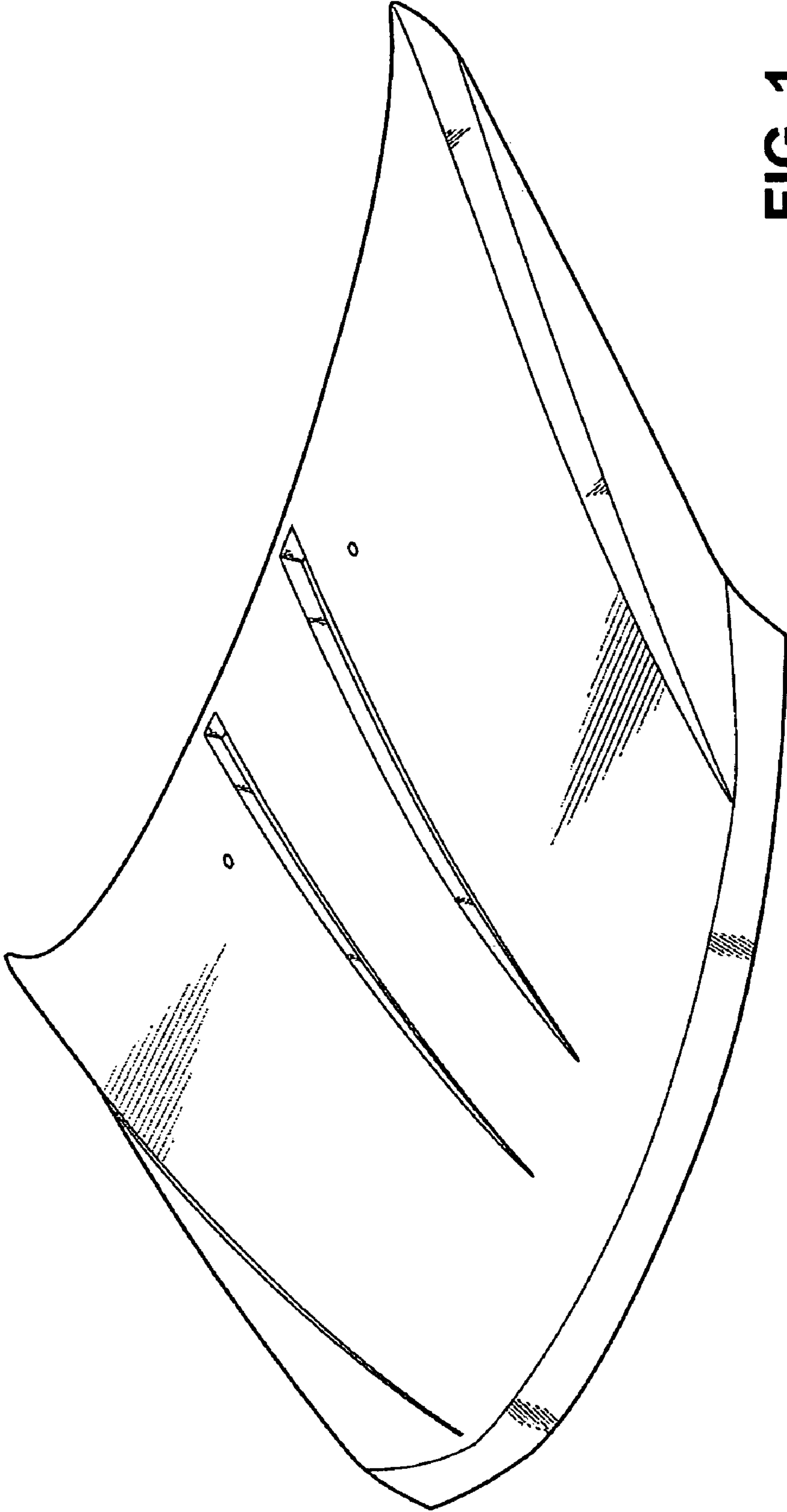


FIG. 1

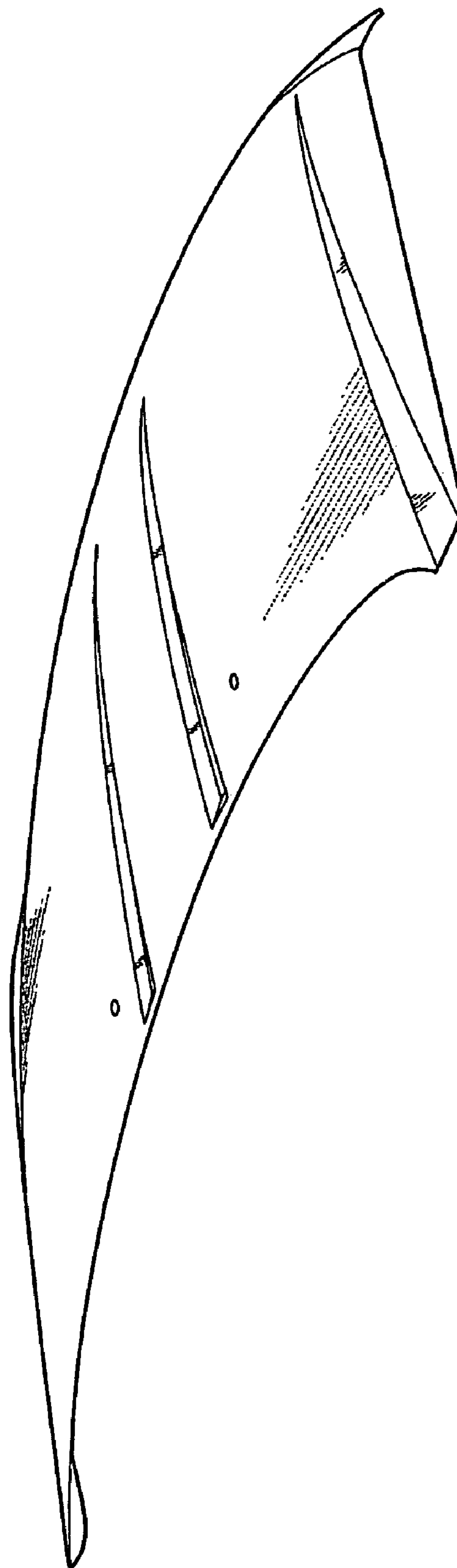


FIG. 2

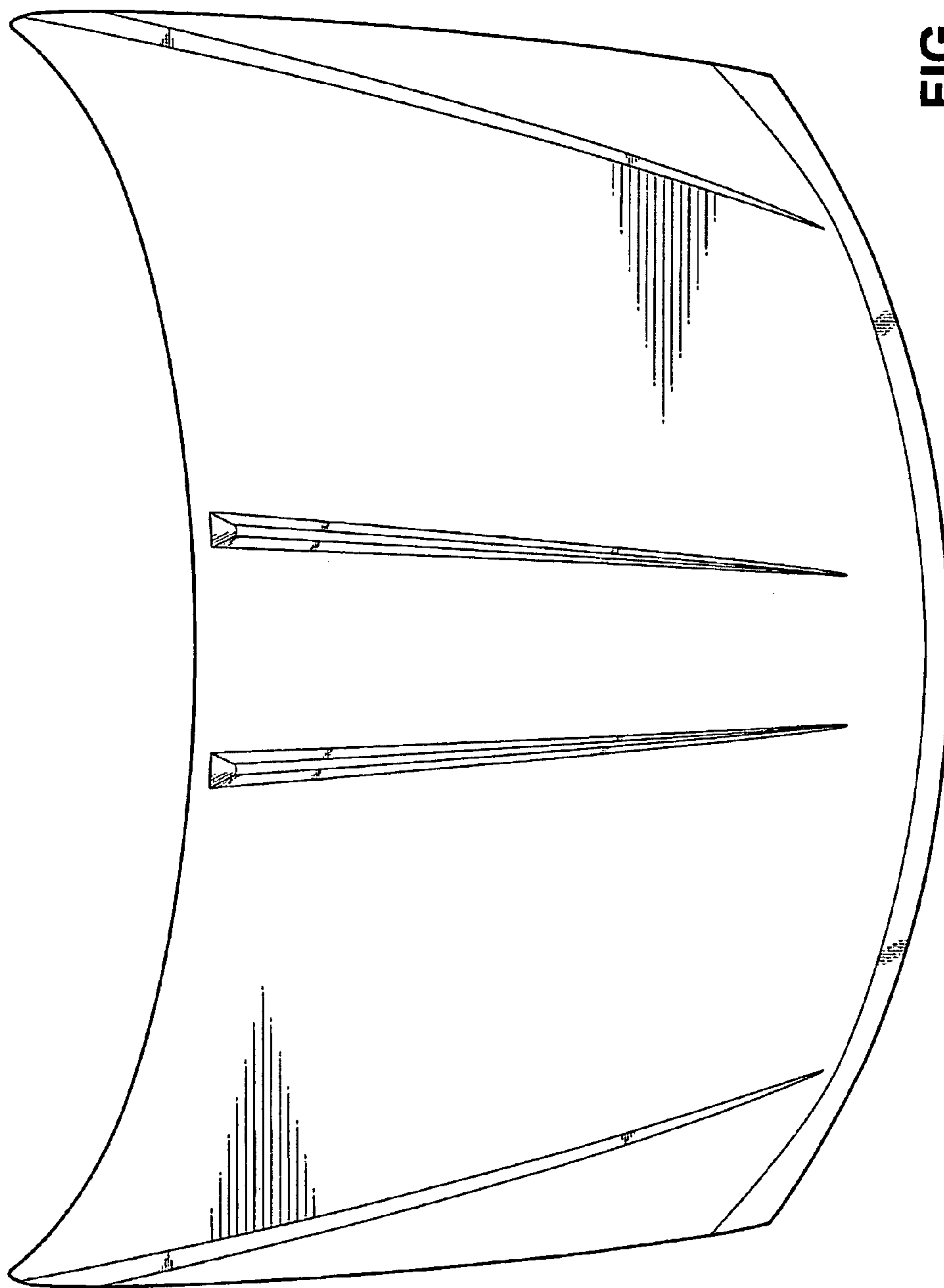


FIG. 3




FIG. 4




FIG. 5