



US00D597447S

(12) **United States Design Patent**  
**Folden**

(10) **Patent No.:** **US D597,447 S**

(45) **Date of Patent:** **\*\* Aug. 4, 2009**

(54) **VEHICLE BODY**

D587,171 S \* 2/2009 Platto et al. .... D12/92

(75) Inventor: **John Richard Folden**, Bloomfield Hills,  
MI (US)

\* cited by examiner

*Primary Examiner*—Melody N Brown

(73) Assignee: **GM Global Technology Operations,  
Inc.**, Detroit, MI (US)

(57) **CLAIM**

The ornamental design for a vehicle body, as shown and described.

(\*\*) Term: **14 Years**

(21) Appl. No.: **29/325,621**

**DESCRIPTION**

(22) Filed: **Oct. 3, 2008**

FIG. 1 is a front view of a vehicle body showing the new design;

(51) **LOC (9) Cl.** ..... **12-08**

FIG. 2 is a left front view thereof;

(52) **U.S. Cl.** ..... **D12/92**

FIG. 3 is a left side view thereof, the right side being a mirror image thereof;

(58) **Field of Classification Search** ..... D12/86,  
D12/90-92; 296/181.1, 181.5

FIG. 4 is a left rear view thereof;

See application file for complete search history.

FIG. 5 is a rear view thereof; and,

FIG. 6 is a top plan view thereof.

(56) **References Cited**


In the drawings, the elements shown in broken lines are for illustrative purposes only and form no part of the claimed design.

**U.S. PATENT DOCUMENTS**

D508,876 S \* 8/2005 Kim et al. .... D12/92

D547,699 S \* 7/2007 Okazaki et al. .... D12/92

**1 Claim, 6 Drawing Sheets**






Fig-1




Fig-2

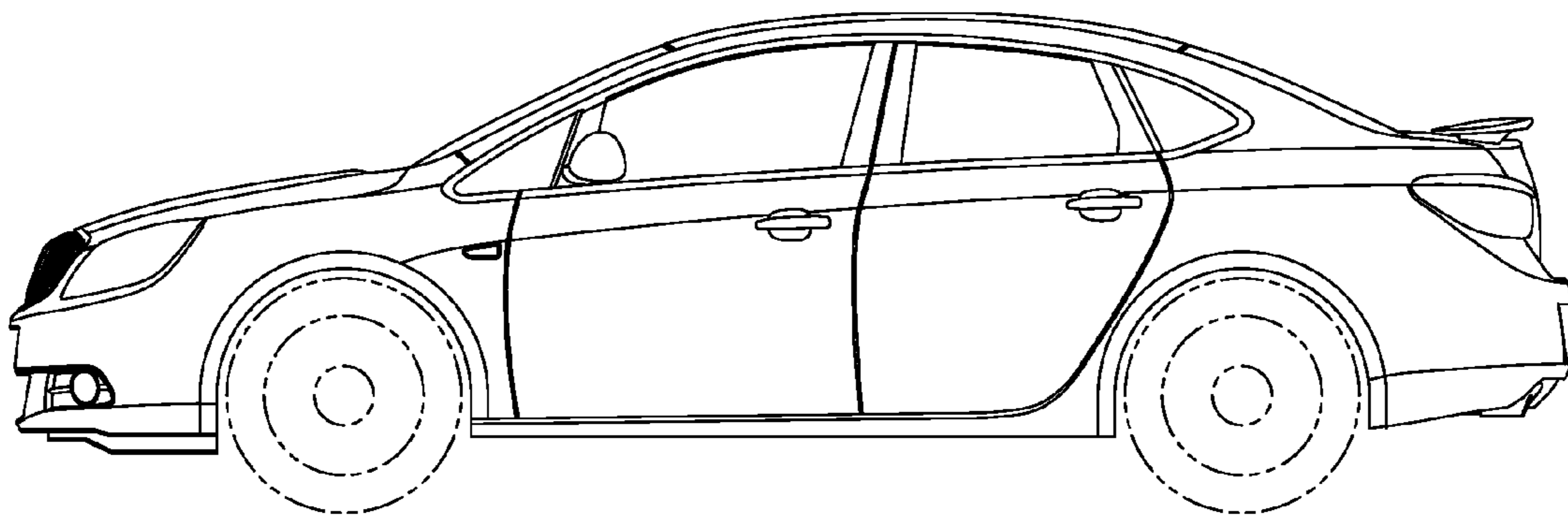


Fig-3




Fig-4




Fig-5

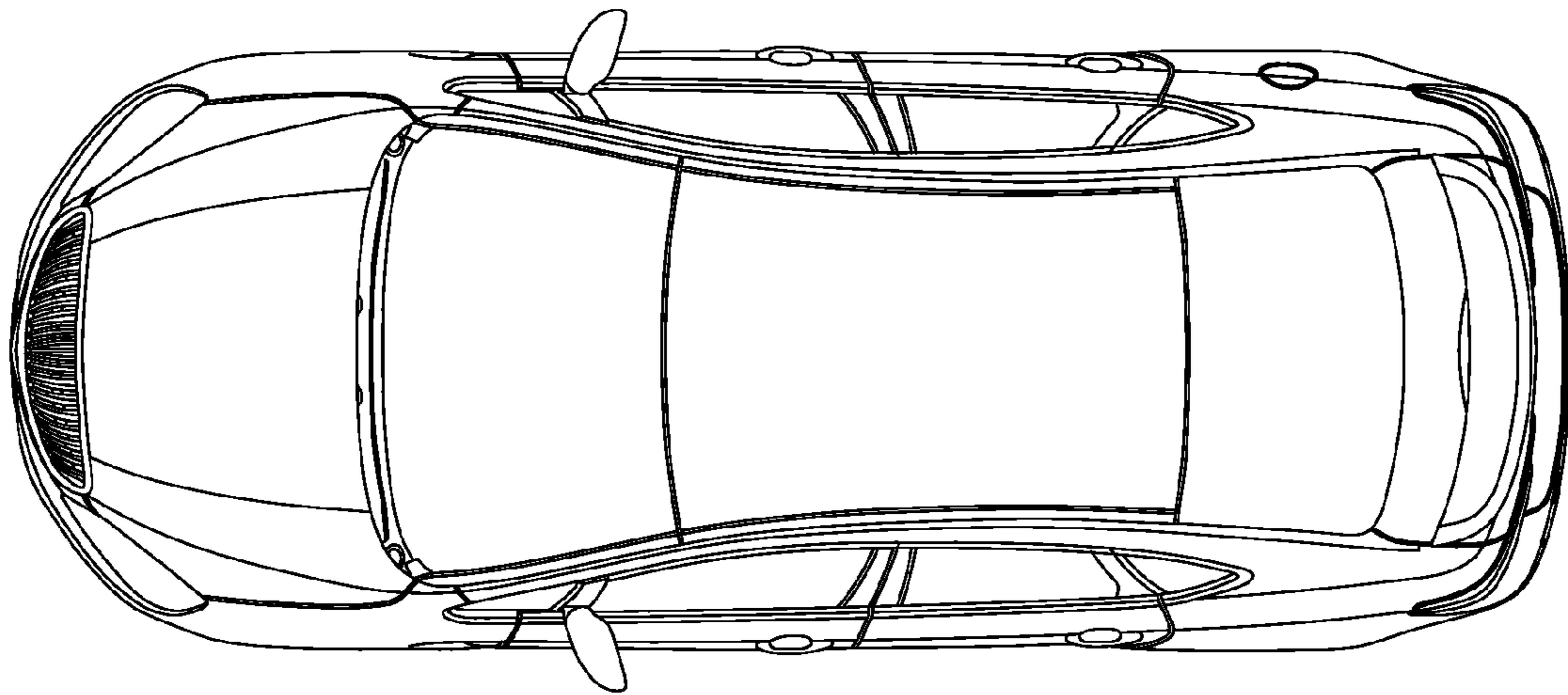


Fig-6