



US00D597436S

(12) **United States Design Patent**
Bowdish

(10) **Patent No.:** **US D597,436 S**

(45) **Date of Patent:** **** Aug. 4, 2009**

(54) **DIABETIC BRACELET**

(76) Inventor: **Jerry Bowdish**, 2803 Las Vegas Blvd.,
Sebring, FL (US) 33870

(**) Term: **14 Years**

(21) Appl. No.: **29/331,985**

(22) Filed: **Feb. 6, 2009**

(51) **LOC (9) Cl.** **11-01**

(52) **U.S. Cl.** **D11/4**

(58) **Field of Classification Search** D11/1-25,
D11/93, 94, 96, 97; 63/1.11, 3, 3.1, 3.2,
63/5.1, 5.2, 7-11; 59/79.2, 78; 40/633

See application file for complete search history.

(56) **References Cited**

U.S. PATENT DOCUMENTS

3,805,427	A *	4/1974	Epstein	D11/4
D300,519	S *	4/1989	Crane	D11/4
D309,586	S *	7/1990	Ruscitti	D11/4
5,157,640	A	10/1992	Backner		
5,233,571	A	8/1993	Wirtschafter		
5,719,780	A	2/1998	Holmes et al.		
D398,862	S	9/1998	Craven		
D406,784	S *	3/1999	Thompson	D11/3

D415,058 S * 10/1999 Haase D11/3

6,188,648 B1 2/2001 Olsen

D442,111 S * 5/2001 Montmigny D11/80

D460,374 S * 7/2002 Park D11/4

6,560,165 B1 5/2003 Barker

D562,717 S * 2/2008 Gonzales D11/3

* cited by examiner

Primary Examiner—Cathron C Brooks

Assistant Examiner—Melanie Levy

(74) *Attorney, Agent, or Firm*—Kyle Fletcher

(57) **CLAIM**

The ornamental design for the diabetic bracelet, as shown and described.

DESCRIPTION

FIG. 1 is a front view of the claimed design.

FIG. 2 is a rear view of the claimed design.

FIG. 3 is a left side view of the claimed design.

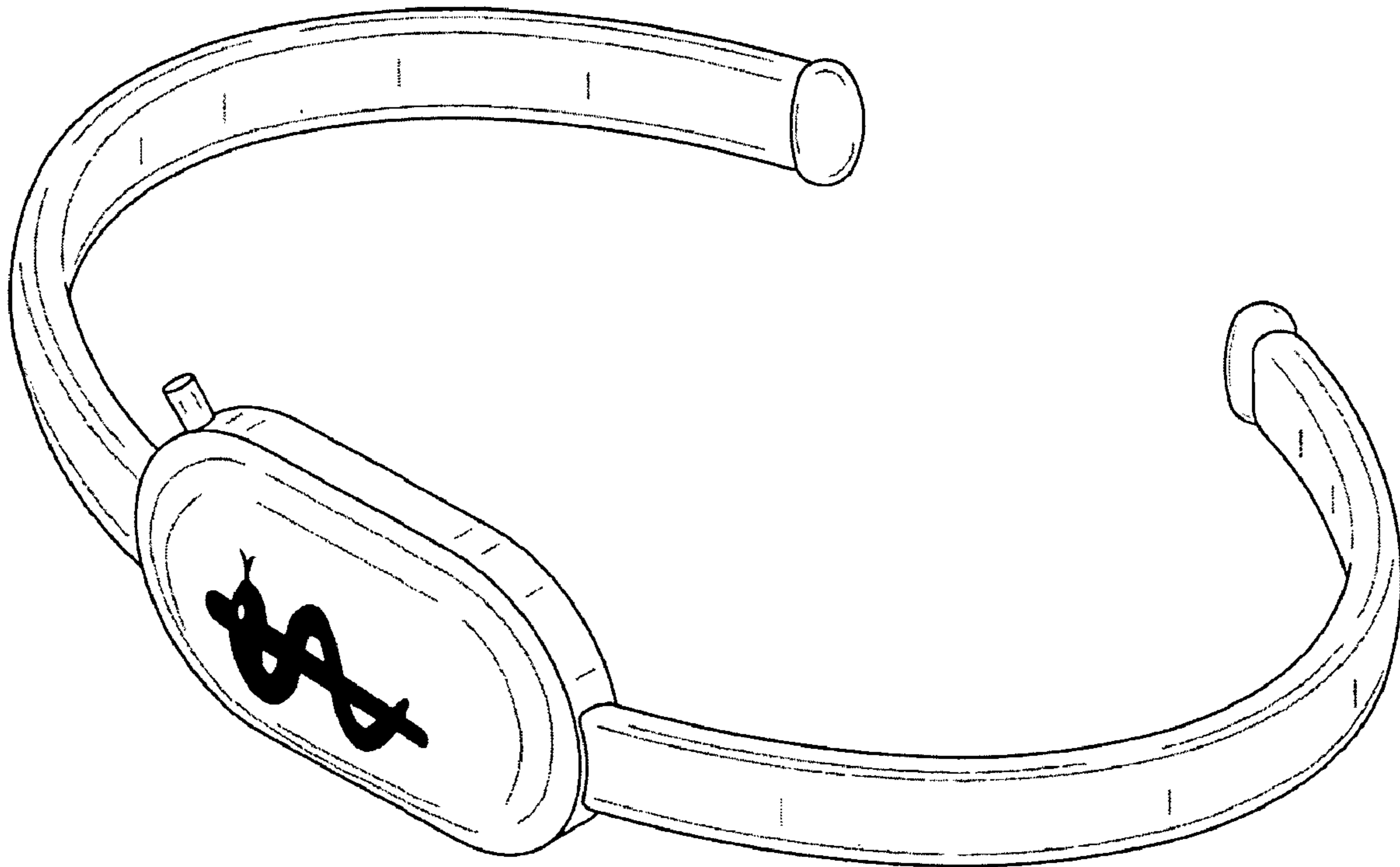
FIG. 4 is a right side view of the claimed design.

FIG. 5 is a top view of the claimed design.

FIG. 6 is a bottom view of the claimed design; and,

FIG. 7 is an isometric view of the claimed design.

1 Claim, 3 Drawing Sheets






FIG. 1



FIG. 2




FIG. 3




FIG. 4

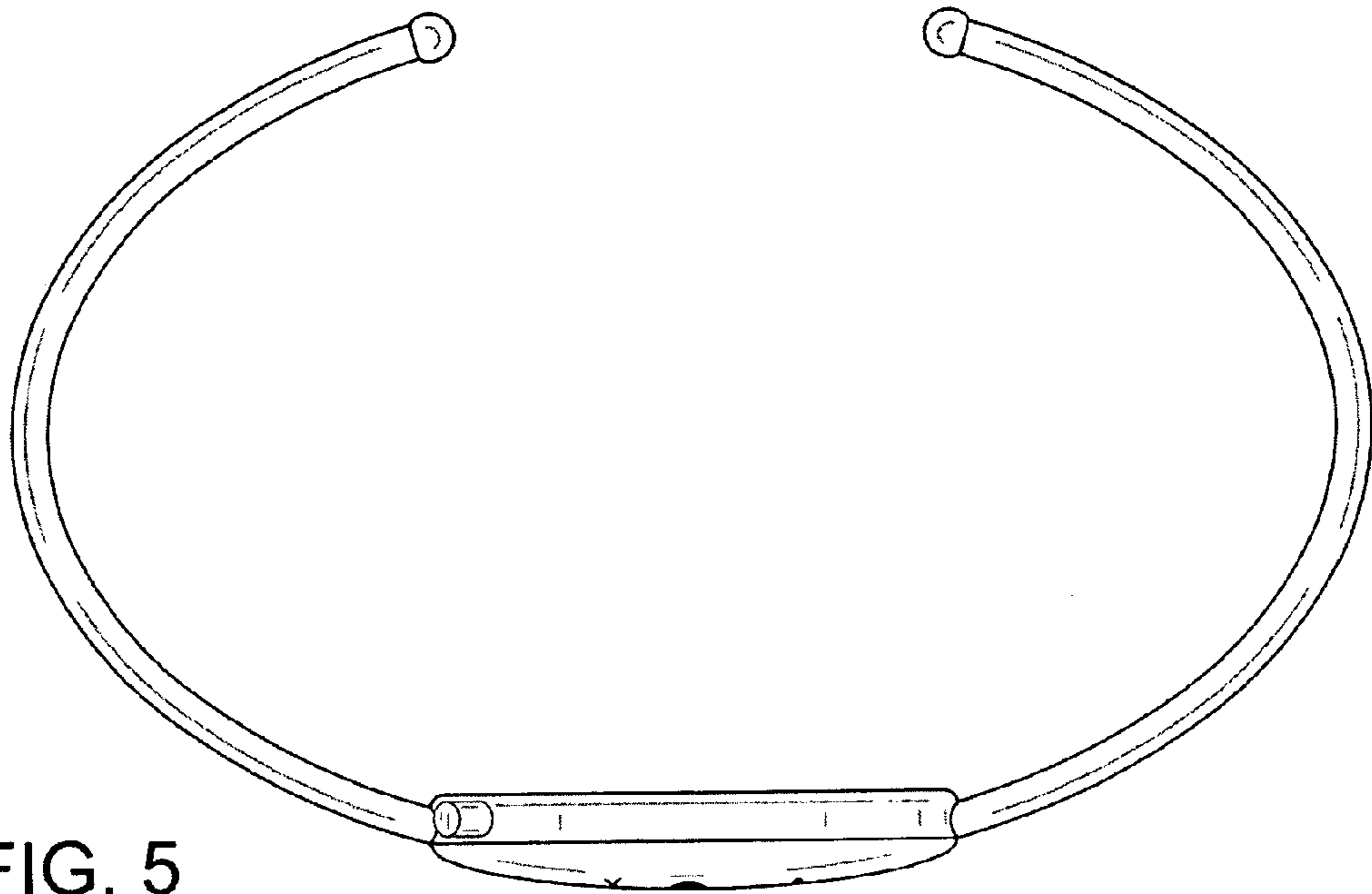


FIG. 5

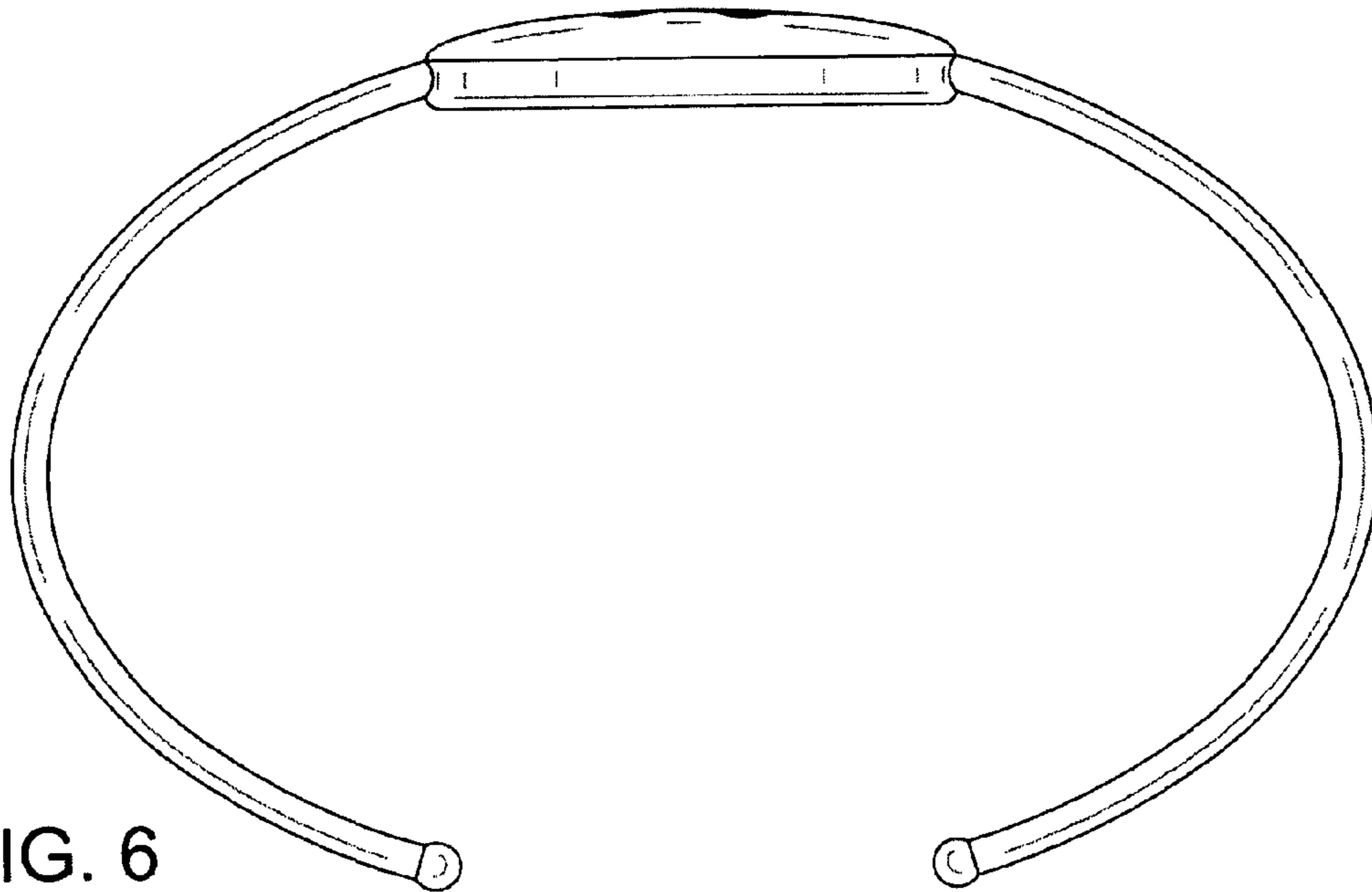


FIG. 6

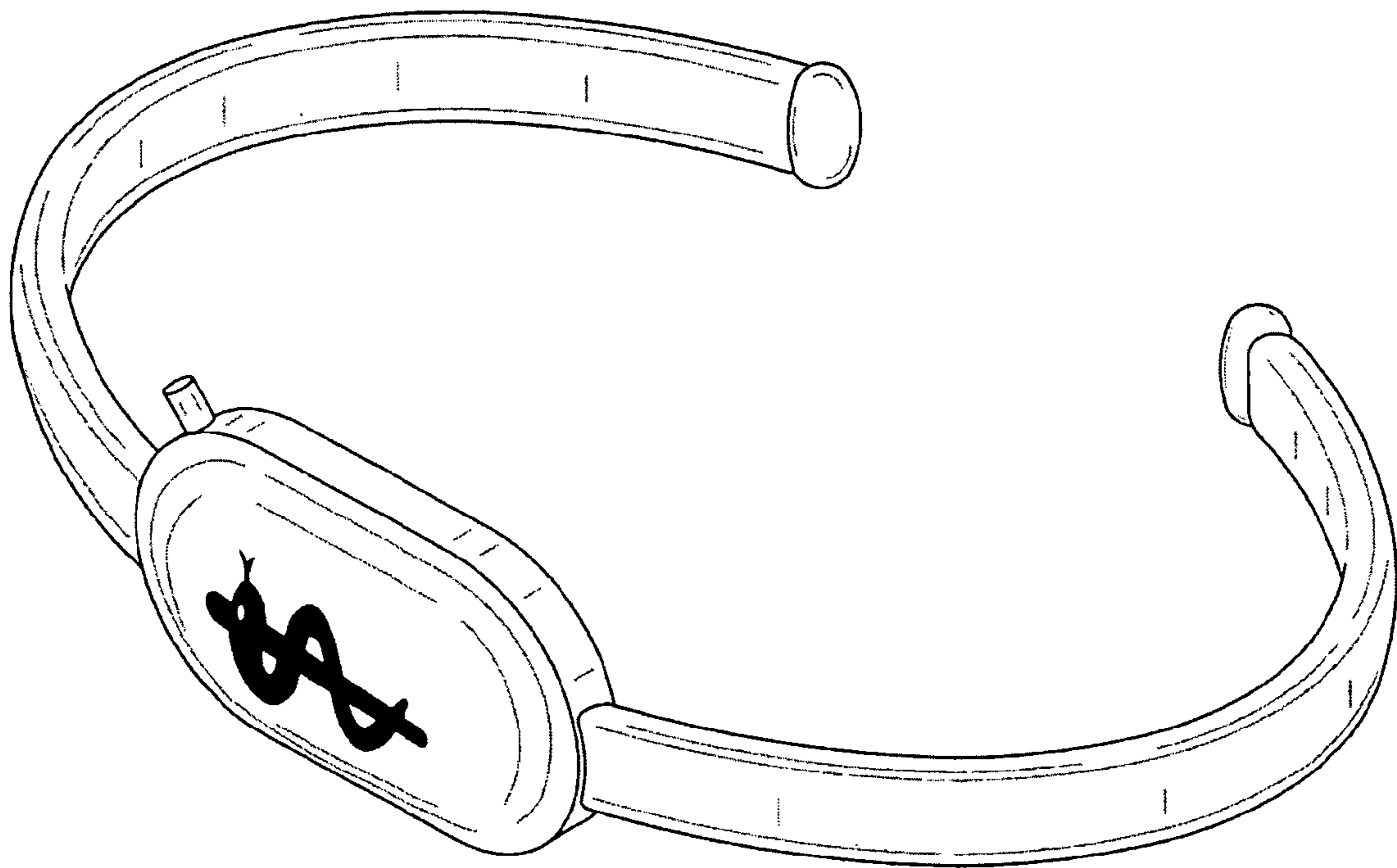


FIG. 7