



US00D597435S

(12) **United States Design Patent**
Gruosi

(10) **Patent No.:** **US D597,435 S**

(45) **Date of Patent:** **** Aug. 4, 2009**

(54) **BRACELET**

D312,427 S * 11/1990 Yau et al. D11/5
D553,042 S * 10/2007 Grassi Damiani D11/5

(75) Inventor: **Fawaz Gruosi**, Pragins (CH)

* cited by examiner

(73) Assignee: **de Grisogono S. A.**, Plan-les-Ouates (CH)

Primary Examiner—Cathron C Brooks

Assistant Examiner—Melanie Levy

(**) Term: **14 Years**

(74) *Attorney, Agent, or Firm*—Venable, Campillo, Logan & Meaney PC

(21) Appl. No.: **29/325,580**

(57) **CLAIM**

(22) Filed: **Oct. 2, 2008**

The ornamental design for a bracelet, as shown and described.

(30) **Foreign Application Priority Data**

DESCRIPTION

Apr. 2, 2008 (CH) 135021

FIG. 1 is a top and side perspective view of a bracelet showing my new design;

(51) **LOC (9) Cl.** **11-01**

FIG. 2 is another top and side perspective view thereof;

(52) **U.S. Cl.** **D11/4; D11/5**

FIG. 3 is a front view thereof;

(58) **Field of Classification Search** D11/1–25,
D11/32, 93, 94; 59/79.2, 78; 63/1.11, 3,
63/3.1, 3.2, 5.1, 5.2, 7–11

FIG. 4 is a rear view thereof;

See application file for complete search history.

FIG. 5 is a top view thereof;

FIG. 6 is a bottom view thereof;

(56) **References Cited**

FIG. 7 is a side view thereof; and,

U.S. PATENT DOCUMENTS

FIG. 8 is a side view thereof.

D40,581 S * 3/1910 Finberg D11/4

D148,089 S * 12/1947 Ray-Dupuis D11/4

1 Claim, 8 Drawing Sheets





FIGURE 1



FIGURE 2




FIGURE 3

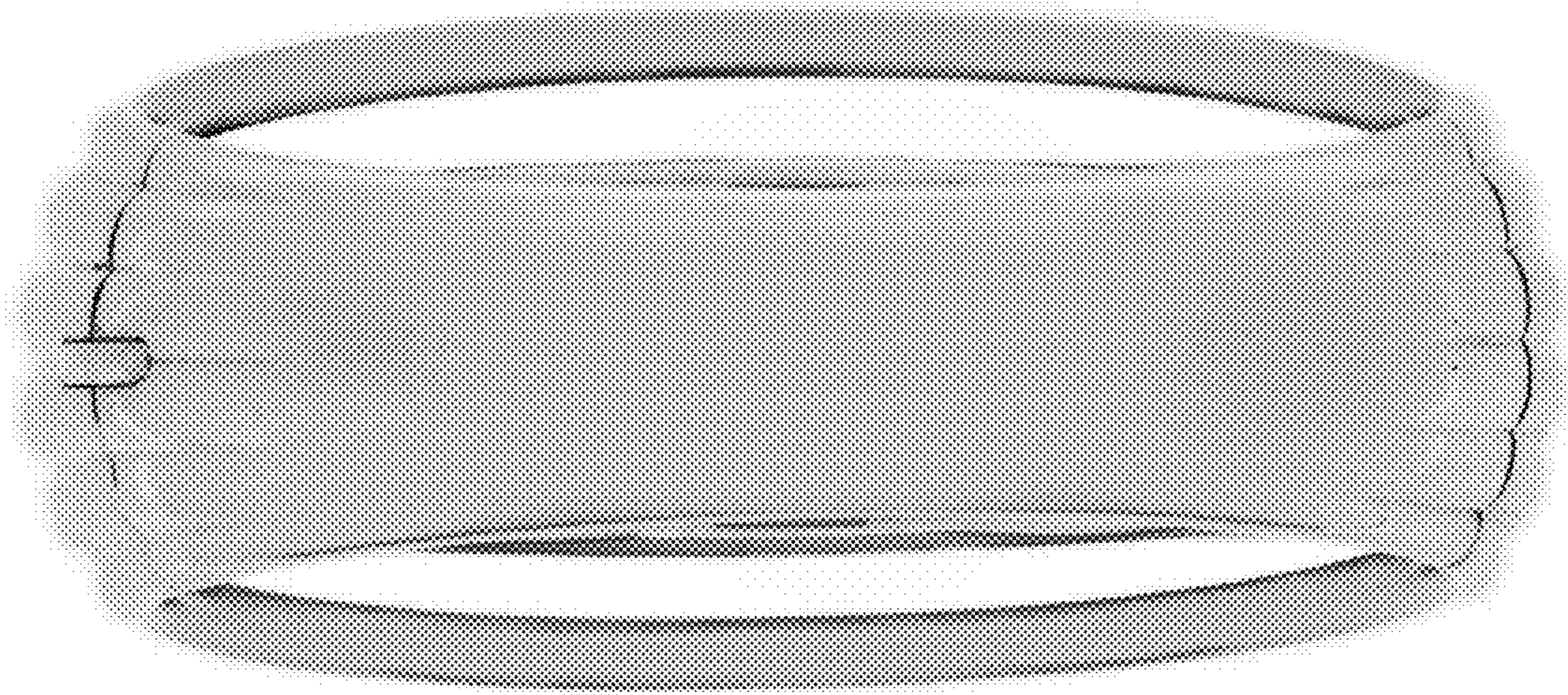


FIGURE 4



FIGURE 5



FIGURE 6




FIGURE 7




FIGURE 8