

US00D597424S

(12) **United States Design Patent**
Miyawaki

(10) **Patent No.:** **US D597,424 S**

(45) **Date of Patent:** **** Aug. 4, 2009**

(54) **NAVIGATION SYSTEM WITH DIGITAL AUDIO PLAYER**

(75) Inventor: **Masayuki Miyawaki**, Chigasaki (JP)

(73) Assignee: **Clarion Co., Ltd.**, Tokyo (JP)

(**) Term: **14 Years**

(21) Appl. No.: **29/328,712**

(22) Filed: **Dec. 1, 2008**

(51) **LOC (9) Cl.** **10-04**

(52) **U.S. Cl.** **D10/65; D14/136**

(58) **Field of Classification Search** D10/65,
D10/70; D14/347, 125-134, 239, 371, 136,
D14/374-377, 440, 450, 448, 336, 342; 342/351,
342/419, 457, 357.06-357.16; 343/702;
345/87, 104, 133, 156, 168, 173, 901-905;
348/180, 184, 315, 739, 836, 838, 325; 364/444,
364/499; 701/206-209, 213-214; 312/7.2;
341/12; 720/605, 669, 600, 655; 369/99,
369/197; 455/344, 347

See application file for complete search history.

(56) **References Cited**

U.S. PATENT DOCUMENTS

- D410,462 S * 6/1999 Sakagami D14/506
- D421,007 S * 2/2000 Nagai D14/499
- 6,498,614 B1 * 12/2002 Amari et al. 345/168
- D487,024 S * 2/2004 Hsu Li D10/65
- D507,193 S * 7/2005 Owaki et al. D10/65

- 7,137,676 B2 * 11/2006 Sugimoto et al. 312/7.2
- D541,681 S * 5/2007 Sekino et al. D10/65
- D543,474 S * 5/2007 Edmonds D10/65
- D559,228 S * 1/2008 Iwamoto D14/157
- D568,185 S * 5/2008 Sakai et al. D10/65
- D572,219 S * 7/2008 Shimizu D14/500
- D574,796 S * 8/2008 Yokoyama D14/132
- D582,807 S * 12/2008 Ichikawa et al. D10/65
- 2008/0158019 A1 * 7/2008 Takimoto et al. 340/995.26

* cited by examiner

Primary Examiner—Antoine D Davis

(74) *Attorney, Agent, or Firm*—Olliff & Berridge, PLC

(57) **CLAIM**

The ornamental design for a navigation system with digital audio player, as shown and described.

DESCRIPTION

FIG. 1 is a perspective view of a navigation system with digital audio player;

FIG. 2 is another perspective view thereof;

FIG. 3 is a front view thereof;

FIG. 4 is a rear view thereof;

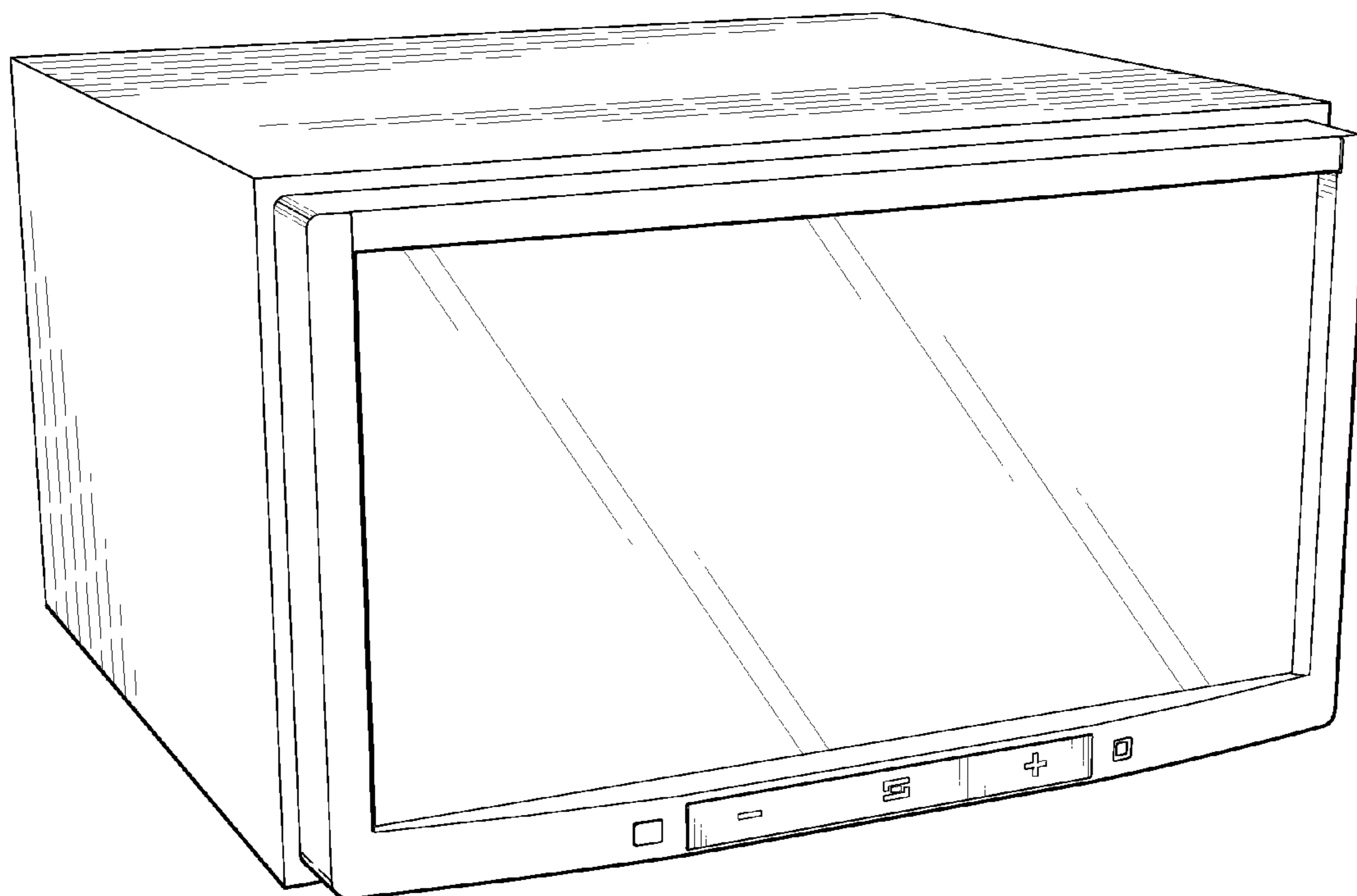
FIG. 5 is a left-side view thereof;

FIG. 6 is a right-side view thereof;

FIG. 7 is a top view thereof; and,

FIG. 8 is a bottom view thereof.

1 Claim, 6 Drawing Sheets



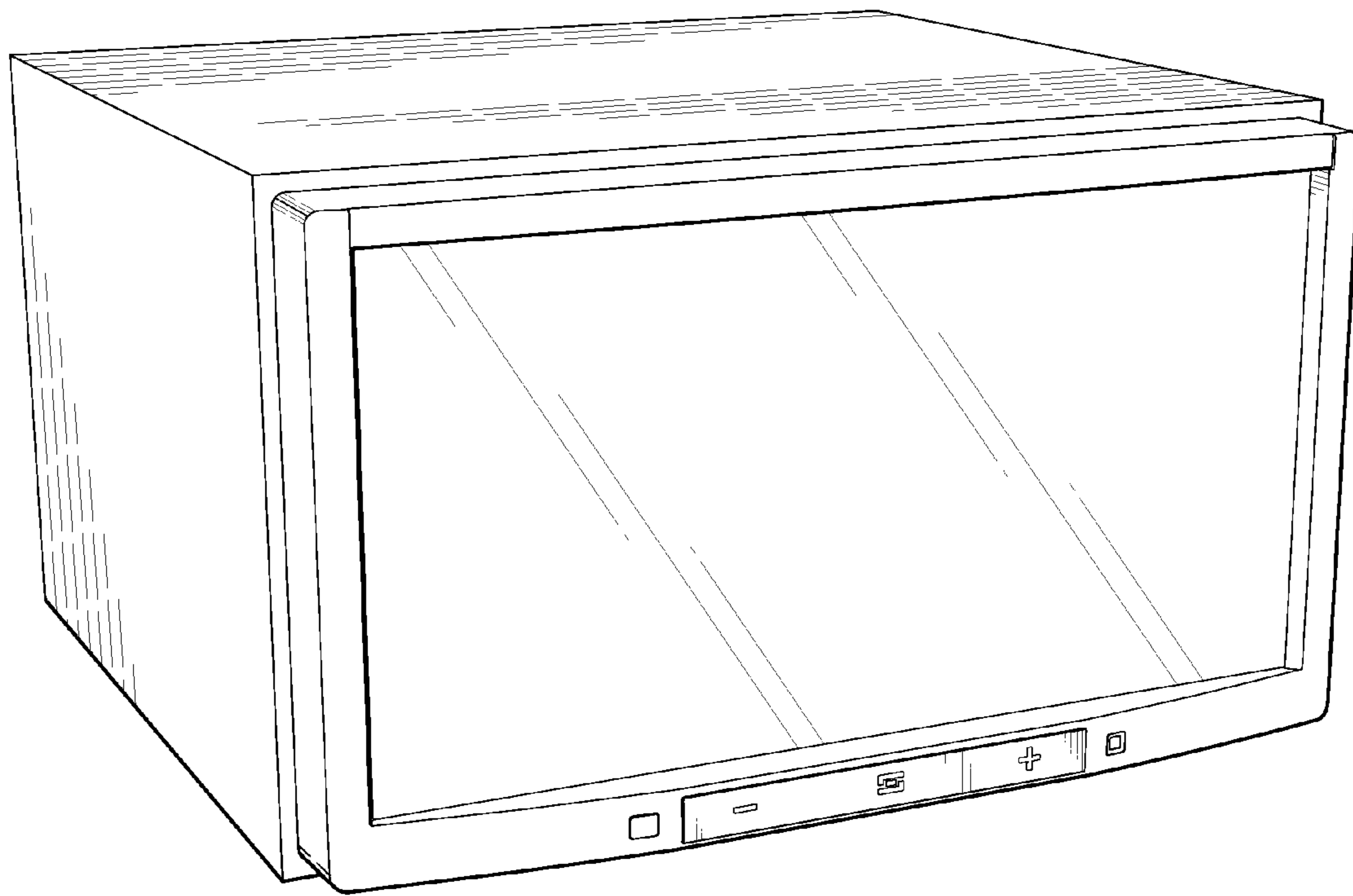


FIG. 1

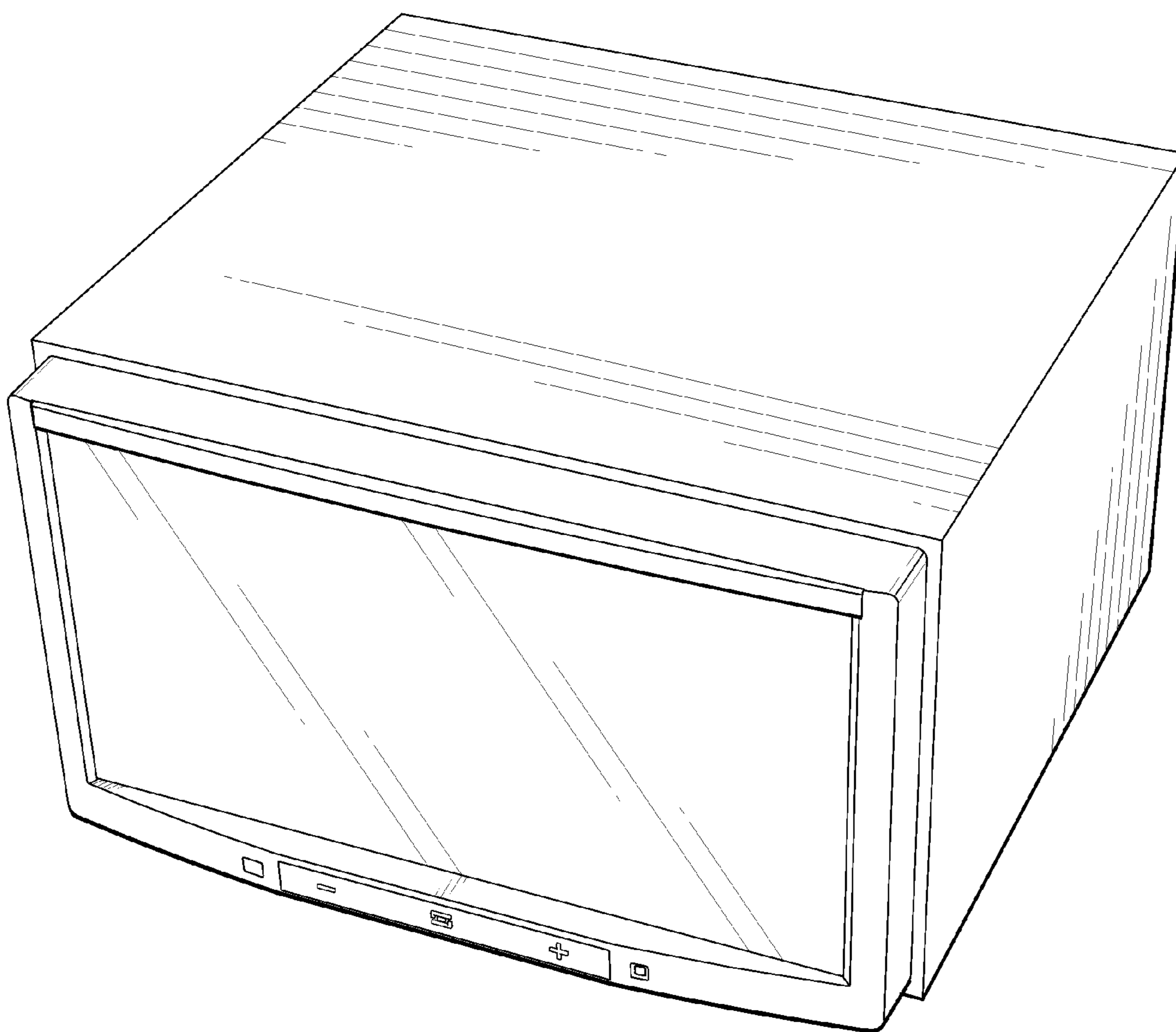


FIG. 2

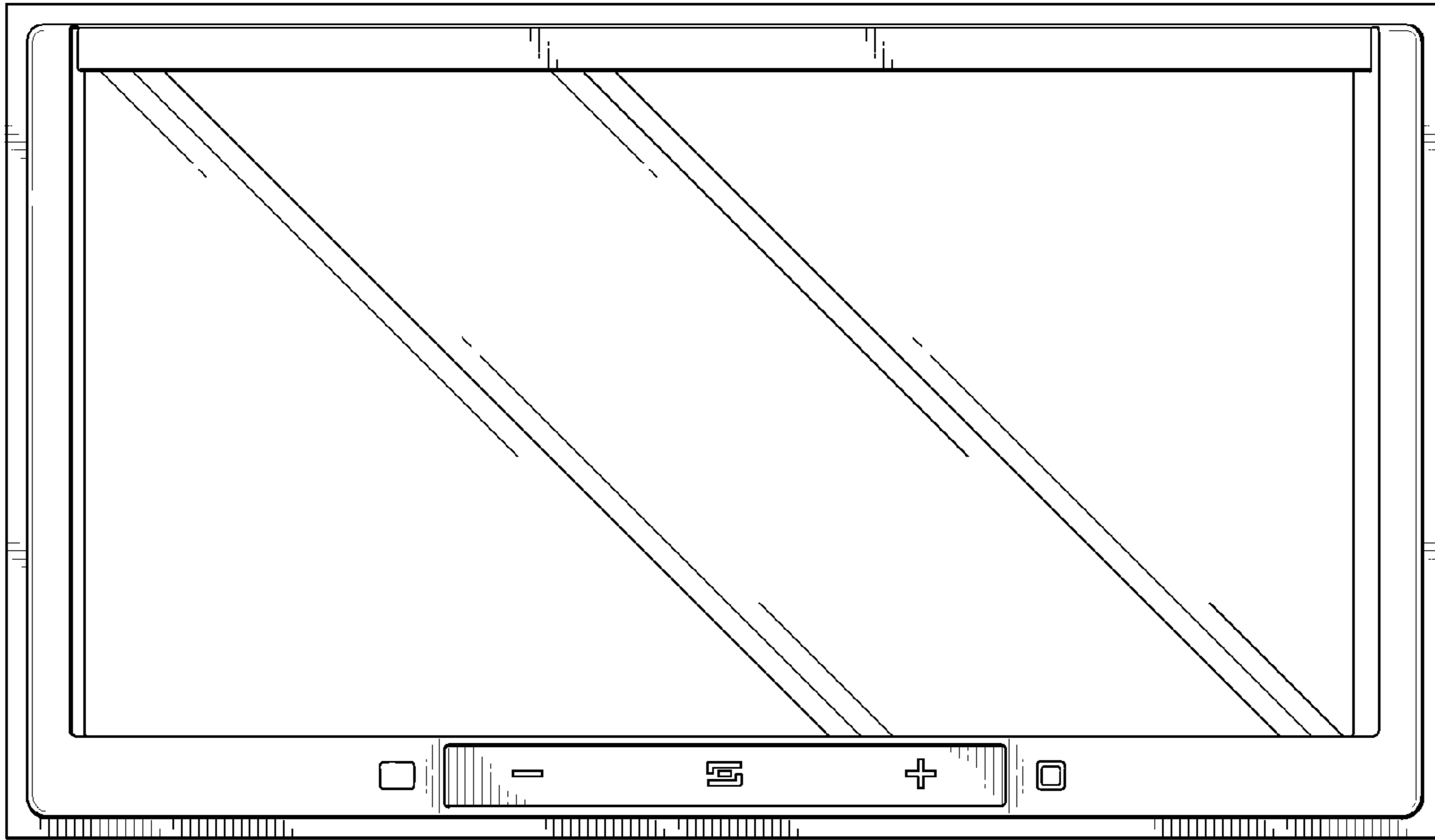


FIG. 3




FIG. 4




FIG. 5




FIG. 6




FIG. 7




FIG. 8