

US00D597421S

(12) **United States Design Patent**
Jorst et al.

(10) **Patent No.:** **US D597,421 S**

(45) **Date of Patent:** **** Aug. 4, 2009**

(54) **WATCH CASE**

(75) Inventors: **Charlotte Kjolbe Jorst**, Reno, NV
(US); **Henrik Jorst**, Reno, NV (US)

(73) Assignee: **Skagen Designs, Ltd.**, Reno, NV (US)

(**) Term: **14 Years**

(21) Appl. No.: **29/313,959**

(22) Filed: **Feb. 23, 2009**

(51) **LOC (9) Cl.** **10-02**

(52) **U.S. Cl.** **D10/38**

(58) **Field of Classification Search** D10/30-39;
368/276, 281, 282, 285

See application file for complete search history.

(56) **References Cited**

U.S. PATENT DOCUMENTS

2,764,828	A *	10/1956	Wolaver	40/115
D202,061	S *	8/1965	Montese-Caruso	D10/38
3,585,794	A *	6/1971	Klingenberg	368/281
3,748,849	A *	7/1973	Takagi	368/292
D241,126	S *	8/1976	Lawrence	D10/38
D278,605	S *	4/1985	Didisheim	D10/39
D279,272	S *	6/1985	Sharpe	D10/33
D289,018	S *	3/1987	Williams	D10/31
D338,838	S *	8/1993	Byrne	D10/39
D340,872	S *	11/1993	Schwarz	D10/39
D394,215	S *	5/1998	Riley et al.	D10/30

D397,944	S *	9/1998	Bulgari	D10/39
D399,757	S *	10/1998	Riley et al.	D10/30
D410,199	S *	5/1999	Calvani	D10/39
D450,599	S *	11/2001	Blauner et al.	D10/30
D459,241	S *	6/2002	Bodino	D10/32
D473,797	S *	4/2003	Berliat	D10/30
D500,682	S *	1/2005	Lalo	D10/30
D515,947	S *	2/2006	Jorst et al.	D10/39
D518,389	S *	4/2006	Jorst et al.	D10/38

* cited by examiner

Primary Examiner—Lucy Lieberman

(57) **CLAIM**

The ornamental design for a watch case, as shown and described.

DESCRIPTION

FIG. 1 is a front elevation of a watch case showing our new design;

FIG. 2 is a side view of the right side of the watch case

FIG. 3 is a side view of the left side of the watch case

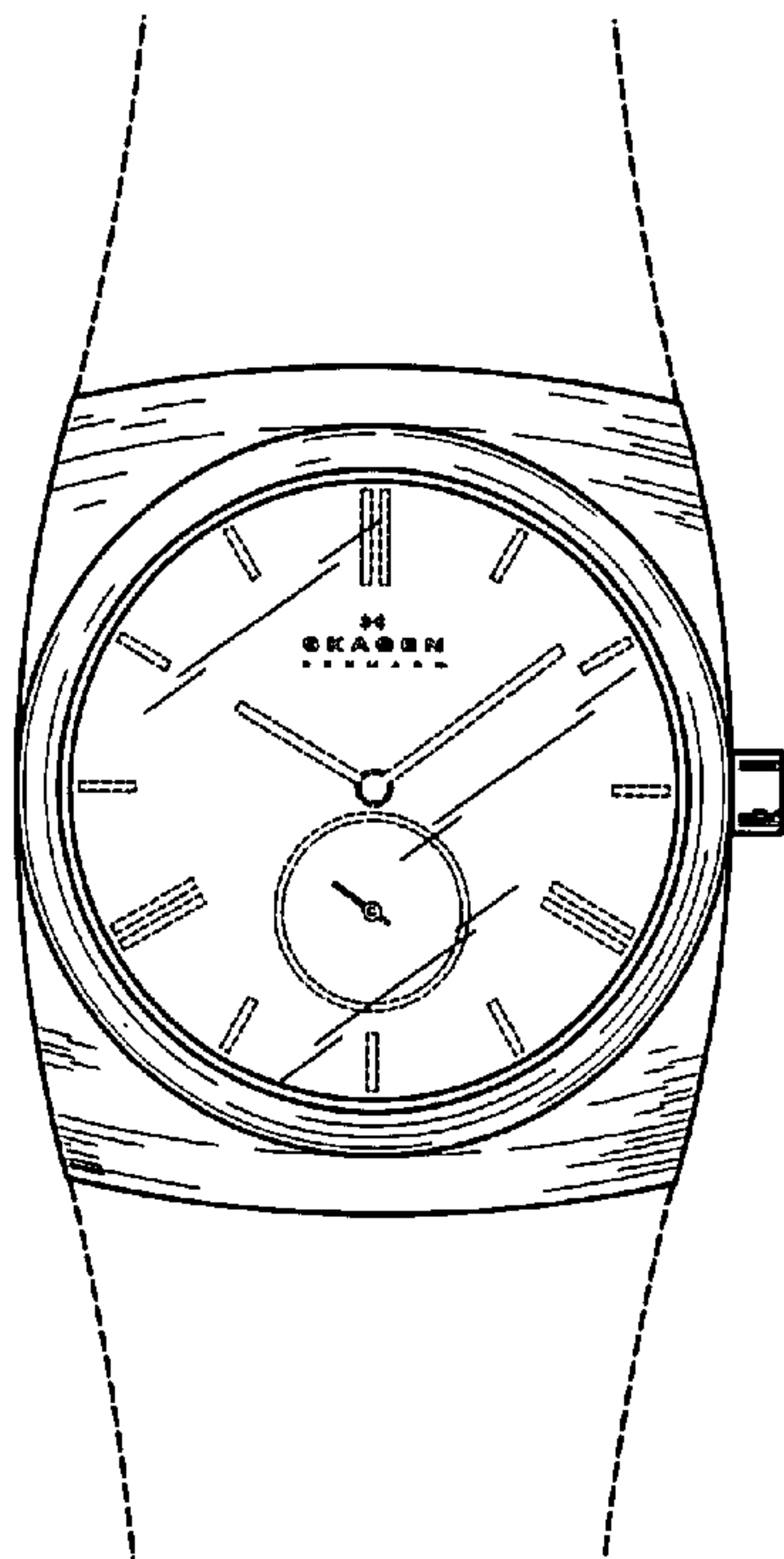
FIG. 4 is a rear elevation thereof;

FIG. 5 is a front and right side perspective view thereof; and,

FIG. 6 is a bottom view thereof.

The broken lines in the drawings are for illustrative purposes only and do not form part of the claimed design.

1 Claim, 2 Drawing Sheets



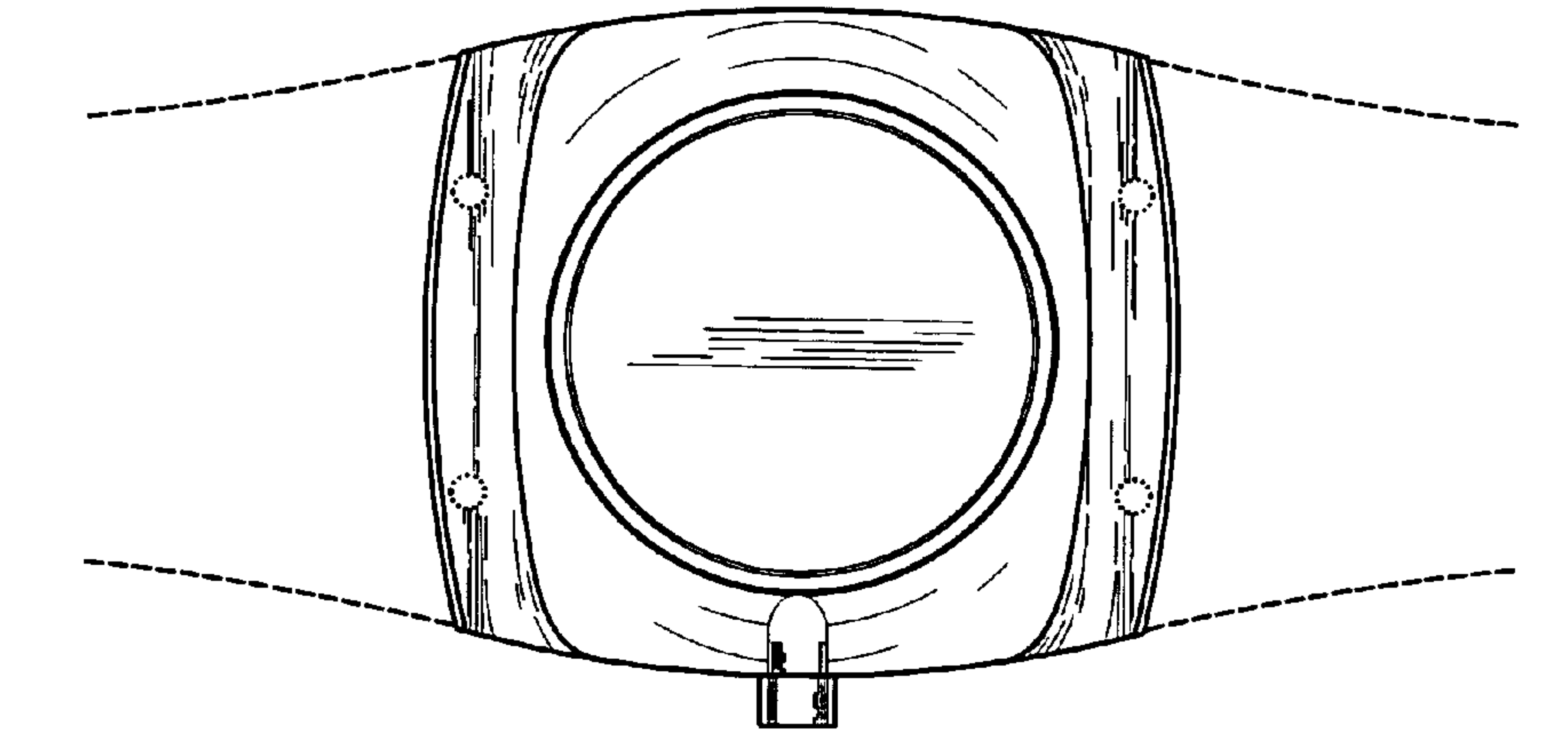


FIG 4




FIG 3

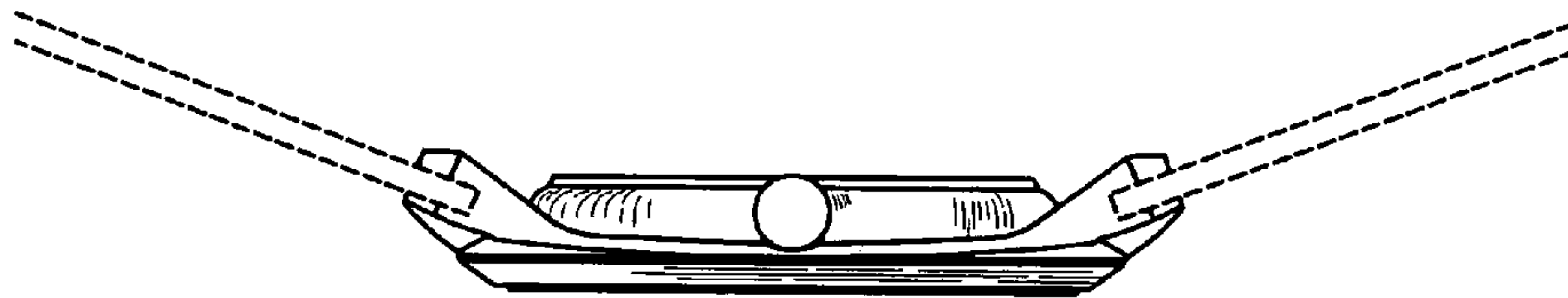


FIG 2

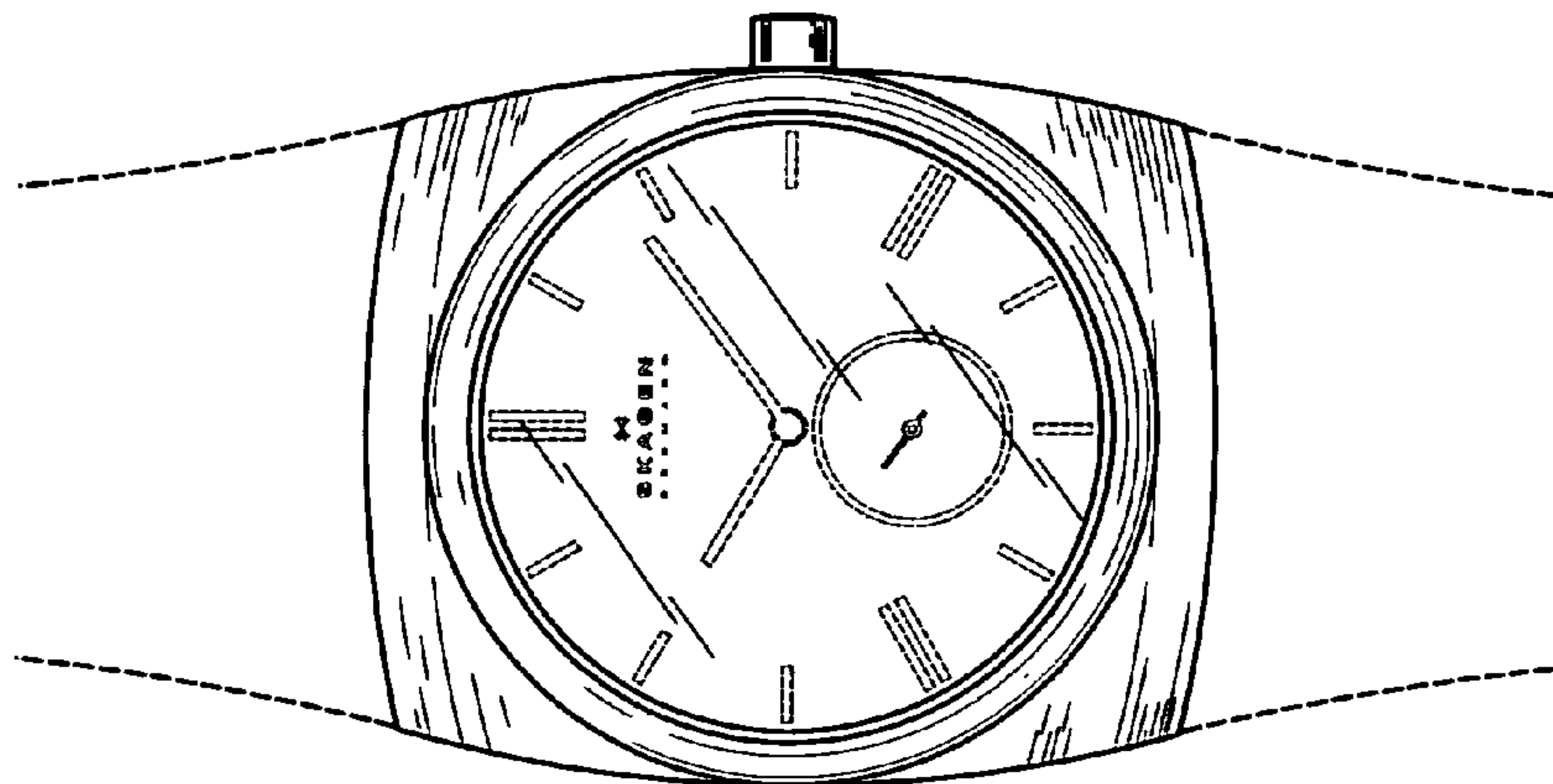


FIG 1

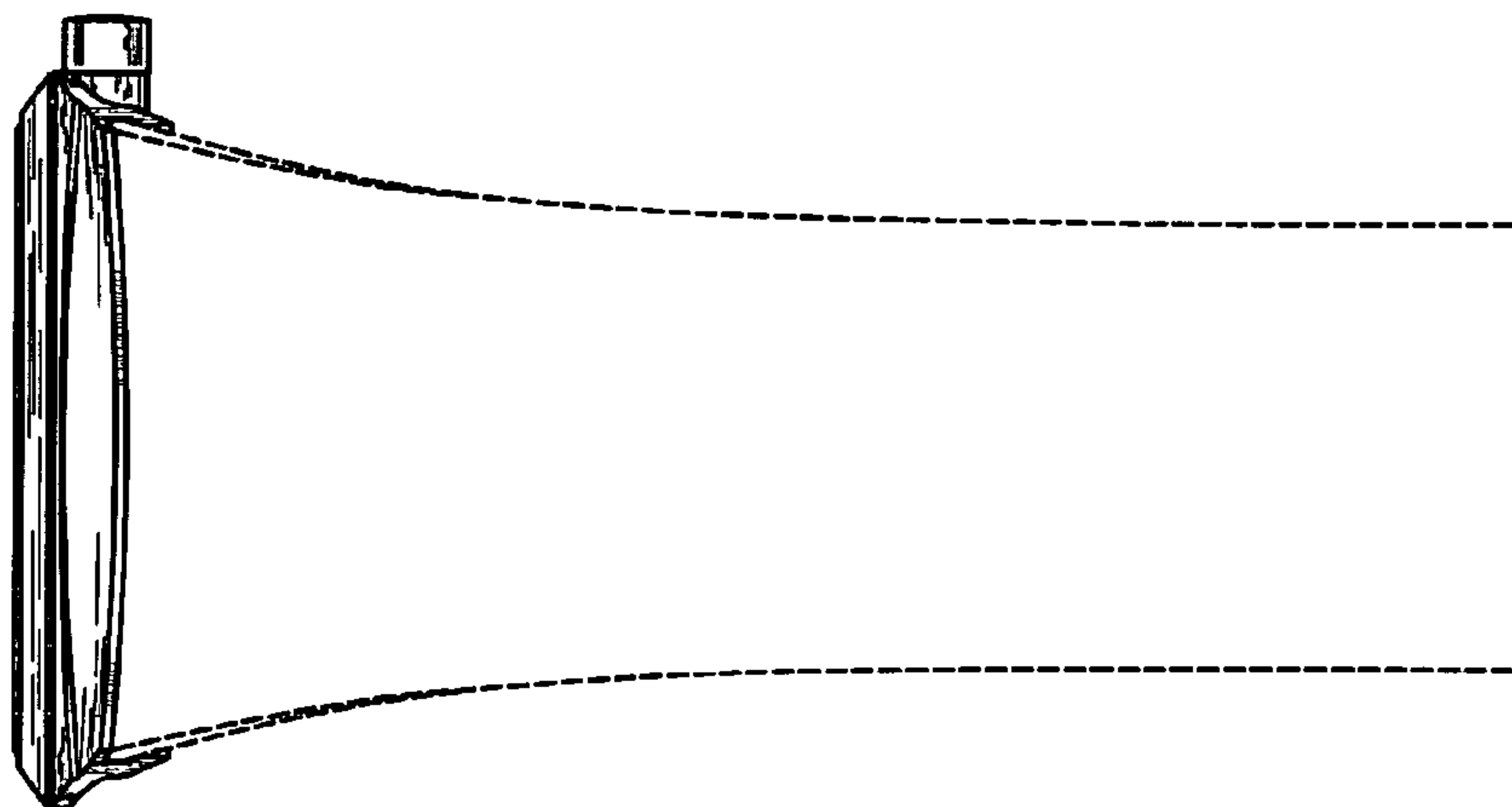


FIG 6

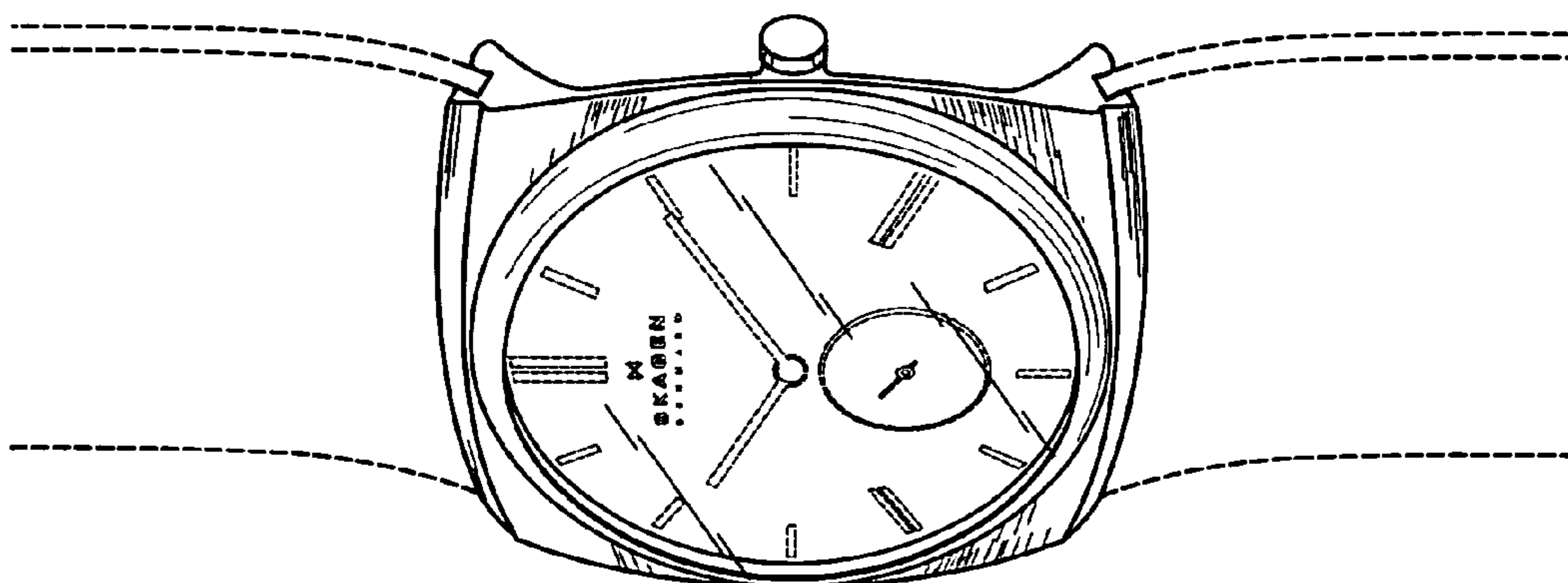


FIG 5