

US00D597418S

(12) **United States Design Patent**  
**Stojek**

(10) **Patent No.:** **US D597,418 S**

(45) **Date of Patent:** **\*\* Aug. 4, 2009**

(54) **BLISTER CARD**

(75) Inventor: **Kristy L. Stojek**, Chicago, IL (US)

(73) Assignee: **Wm. Wrigley Jr. Company**, Chicago, IL (US)

(\*\*) Term: **14 Years**

(21) Appl. No.: **29/318,573**

(22) Filed: **May 22, 2008**

(51) **LOC (9) Cl.** ..... **09-03**

(52) **U.S. Cl.** ..... **D9/732**

(58) **Field of Classification Search** ..... D9/414,  
D9/415, 433, 730, 732, 737, 756-758, 761,  
D9/762; D3/201, 203.1, 203.2, 203.3, 264;  
D6/512, 515, 516; D21/100, 102, 107, 121,  
D21/218; 206/5, 5.1, 216, 461, 462, 524.1,  
206/527, 528, 531, 532, 538, 539, 557, 564-566;  
220/500

See application file for complete search history.

(56) **References Cited**

**U.S. PATENT DOCUMENTS**

- 3,033,355 A \* 5/1962 Van Sickle ..... 206/539
- 3,054,503 A 9/1962 Hartman, Jr. et al.
- 3,856,144 A \* 12/1974 Kelly ..... 206/462
- 4,762,514 A 8/1988 Yoshida
- D323,109 S \* 1/1992 Kalvelage ..... D9/732
- D387,977 S \* 12/1997 Kallgren ..... D9/732

- 5,791,478 A \* 8/1998 Kalvelage et al. .... 206/531
- D455,344 S \* 4/2002 Assargren et al. .... D9/732
- D480,646 S \* 10/2003 Borchard et al. .... D9/456
- 6,945,017 B1 9/2005 Bonney et al.
- D562,153 S \* 2/2008 Ruble et al. .... D9/732
- D573,038 S \* 7/2008 Picken ..... D9/737
- 2003/0102247 A1 6/2003 Inoue et al.
- 2004/0026293 A1 \* 2/2004 Hughes ..... 206/538
- 2005/0284789 A1 12/2005 Carespodì
- 2008/0073240 A1 3/2008 Bowers et al.

\* cited by examiner

*Primary Examiner*—Stella M Reid

*Assistant Examiner*—Shanda C Hill

(74) *Attorney, Agent, or Firm*—Rebecca A. Aumann

(57) **CLAIM**

The ornamental design for a blister card, as shown and described.

**DESCRIPTION**

FIG. 1 is a perspective view of a blister card showing my new design;

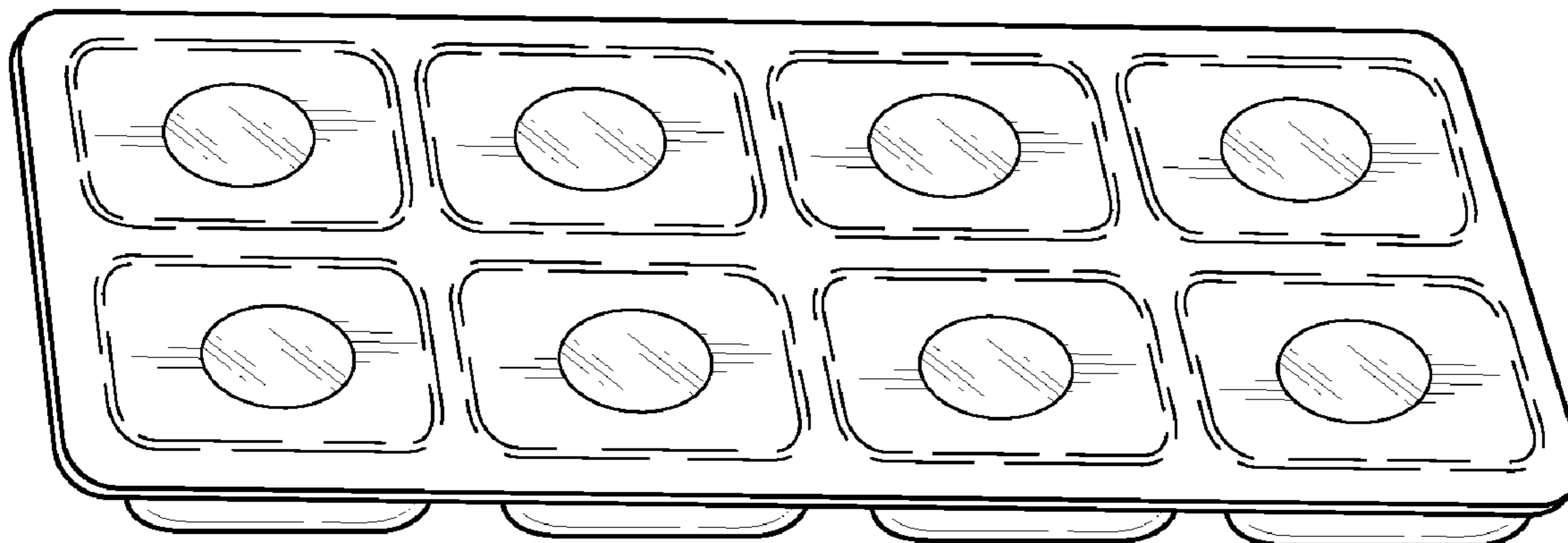
FIG. 2 is a side view thereof, the opposite side view being identical thereto;

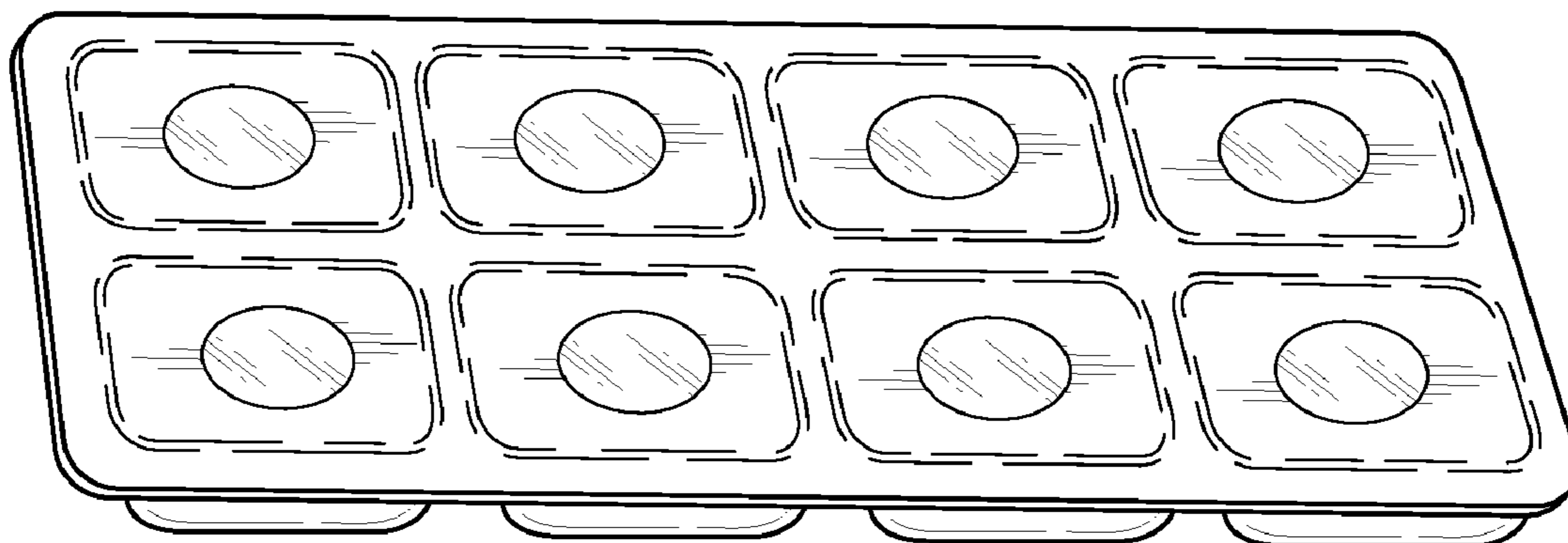
FIG. 3 is a front view thereof, the rear view being identical thereto;

FIG. 4 is a top view thereof; and,

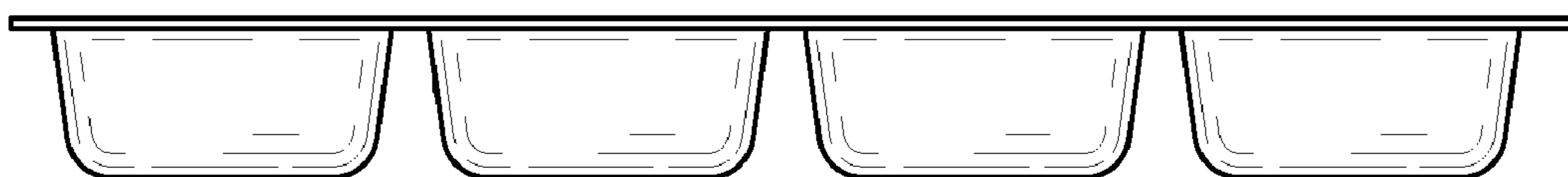
FIG. 5 is a bottom view thereof.

**1 Claim, 2 Drawing Sheets**





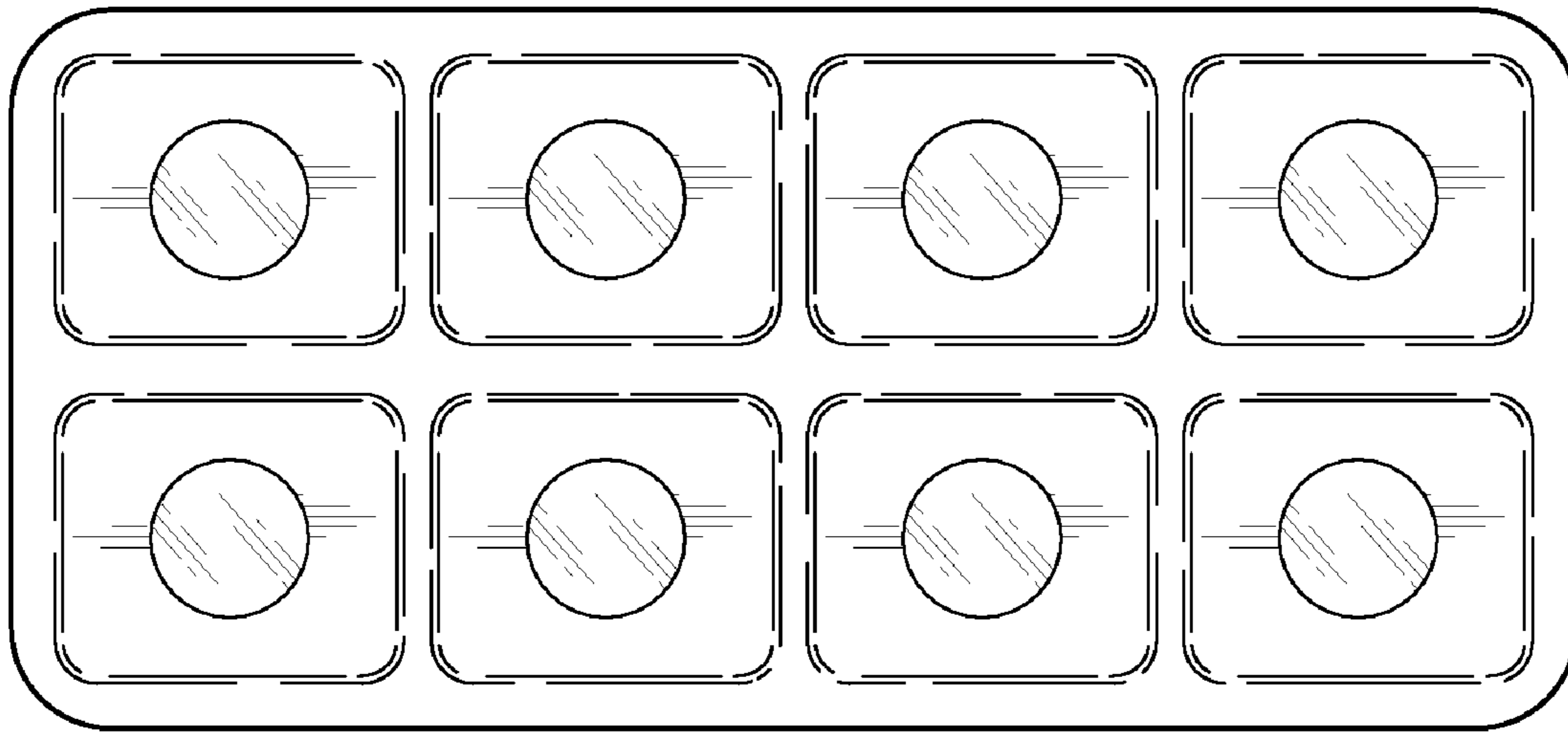
**FIG. 1**



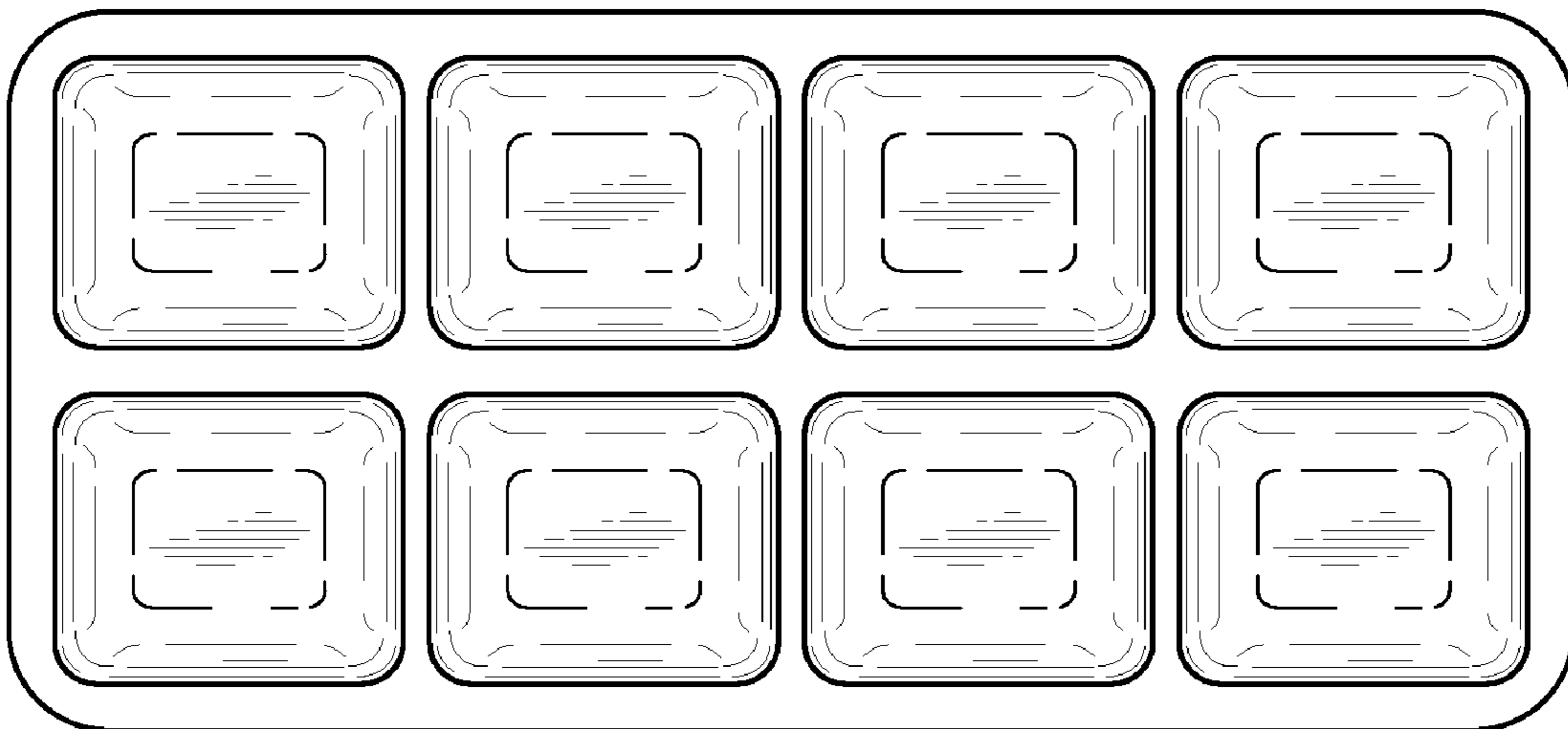
**FIG. 2**



**FIG. 3**



**FIG. 4**



**FIG. 5**