



US00D597411S

(12) **United States Design Patent**
Colatrella et al.

(10) **Patent No.:** **US D597,411 S**

(45) **Date of Patent:** **** Aug. 4, 2009**

(54) **BOTTLE**

(75) Inventors: **Lindsey (Marie) Colatrella**, Cincinnati, OH (US); **Alisa (Burns) Norcom**, Liberty Township, OH (US); **Albert (Bo) Kim**, Carlsbad, CA (US); **Sa (Steffi) Xiao**, Lincolnwood, IL (US); **Erica (Heidi) Hollmann**, Kenosha, WI (US); **Karl (Anton) Bakker**, Chicago, IL (US); **Maria (Christine) Boustead**, Chicago, IL (US)

(73) Assignee: **The Procter & Gamble Company**, Cincinnati, OH (US)

(**) Term: **14 Years**

(21) Appl. No.: **29/307,043**

(22) Filed: **Mar. 28, 2008**

(51) **LOC (9) Cl.** **09-01**

(52) **U.S. Cl.** **D9/542; D9/571; D9/574**

(58) **Field of Classification Search** D9/500, D9/516, 519, 521-522, 524, 529-530, 537-543, D9/544-547, 549, 551-554, 556-557, 559-561, D9/564-567, 569-575, 682-694; 215/382-384
See application file for complete search history.

(56) **References Cited**

U.S. PATENT DOCUMENTS

D26,924 S *	4/1897	Cooper	D9/545
D94,498 S *	2/1935	Leach	D9/574
D94,861 S *	3/1935	Smith	D9/571
D95,849 S *	6/1935	Leach	D9/573
2,586,687 A *	2/1952	Mellon	222/182
D185,432 S *	6/1959	Goldstein	D9/522
3,874,562 A *	4/1975	Hazard	222/209
D302,248 S *	7/1989	Sala	D9/573
D323,293 S *	1/1992	Gutkowski	D9/529

D444,390 S *	7/2001	Kokenge et al.	D9/542
D445,037 S *	7/2001	Kokenge et al.	D9/571
D451,402 S *	12/2001	Kokenge et al.	D9/549
D525,873 S *	8/2006	Haubert et al.	D9/529
D526,568 S *	8/2006	Bakic	D9/558
D527,641 S *	9/2006	Bakic	D9/529
D527,644 S *	9/2006	Bakic	D9/539
D532,309 S *	11/2006	Stolle	D9/529
D535,887 S *	1/2007	Haubert et al.	D9/558
D559,114 S *	1/2008	Breitlander	D9/558
D579,778 S *	11/2008	De Gopegui et al.	D9/575 X

* cited by examiner

Primary Examiner—Carol Rademaker

(74) *Attorney, Agent, or Firm*—Mark A. Charles; Brian M. Bolam; Tara M. Rosnell

(57) **CLAIM**

The ornamental design for bottle, as shown and described.

DESCRIPTION

FIG. 1 is a top, front, and right side perspective view of a bottle, embodying our new design;

FIG. 2 is a front elevational view thereof; the rear elevational view being identical;

FIG. 3 is a left side elevational view thereof, the right side elevational view being identical;

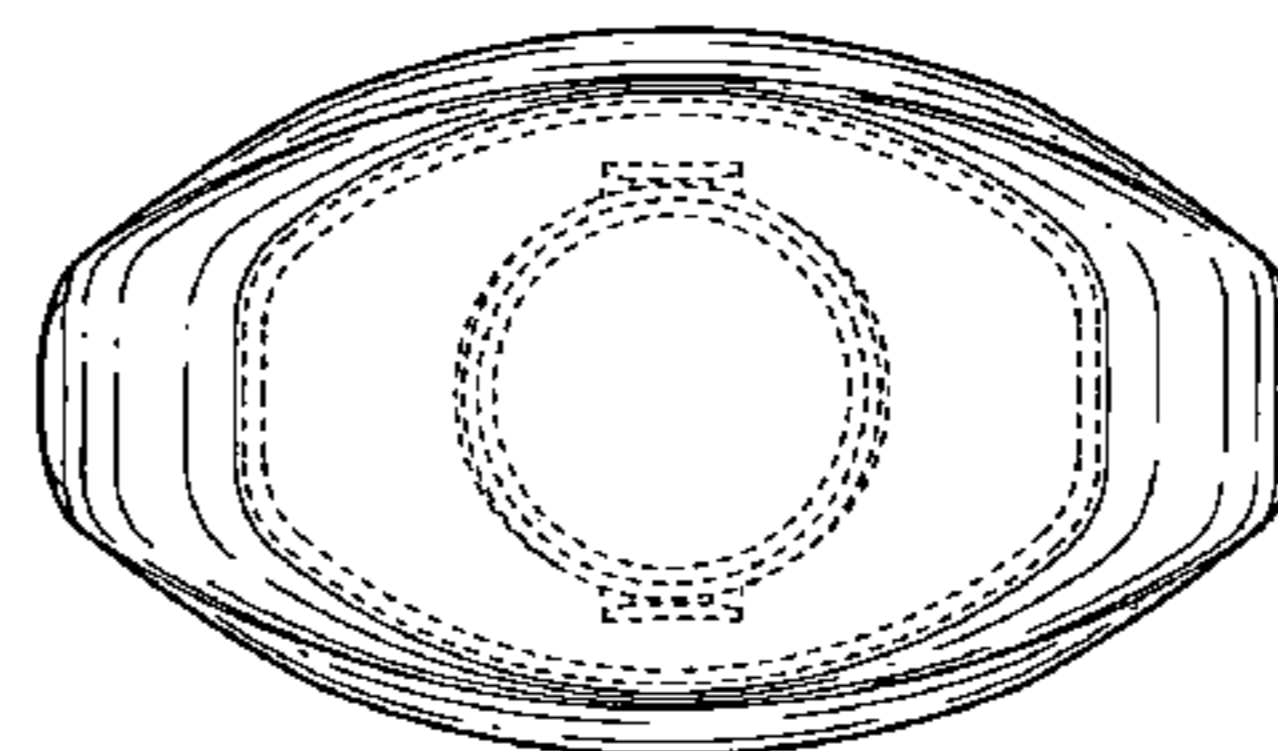

FIG. 4 top plan view thereof; and,

FIG. 5 bottom plan view thereof.

The broken lines shown in the drawing views are included for the purpose of showing environmental structure that forms no part of the claimed design.

Back view and one of the side views are omitted because a back view is identical to a front view, and side views are identical to each other.

1 Claim, 4 Drawing Sheets



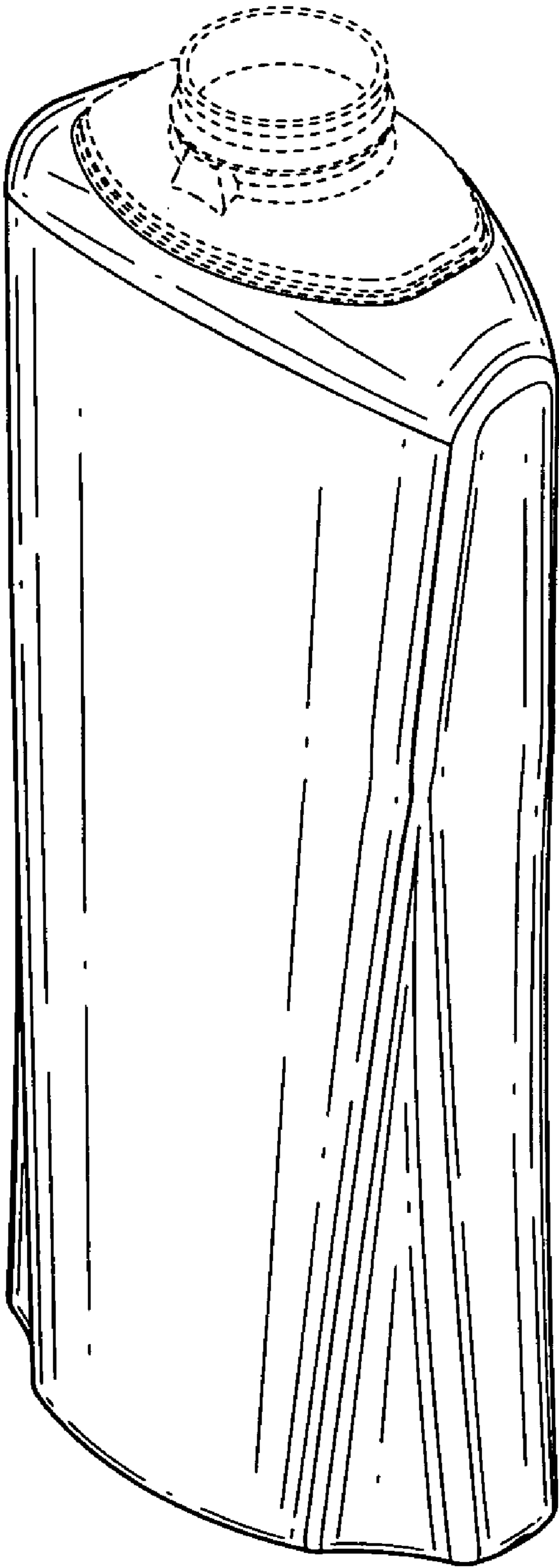


Fig. 1

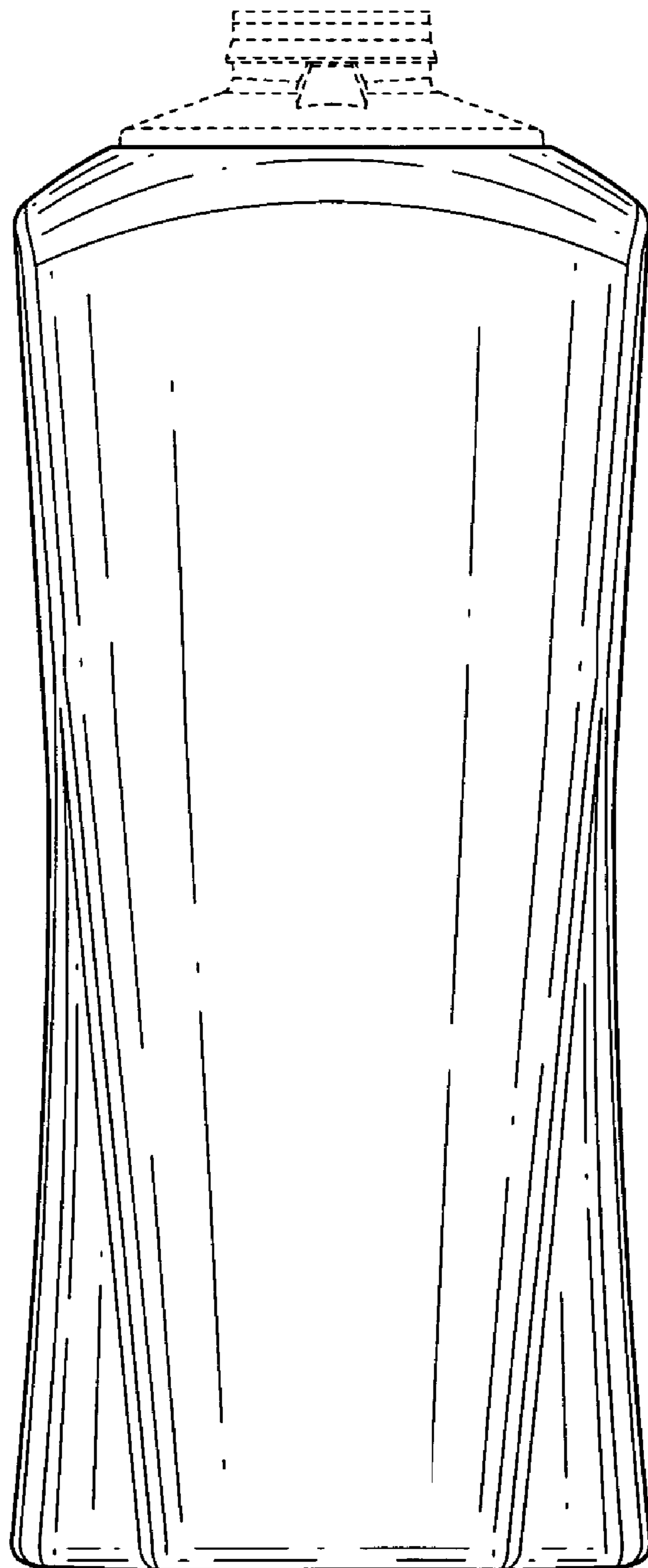


Fig. 2




Fig. 3

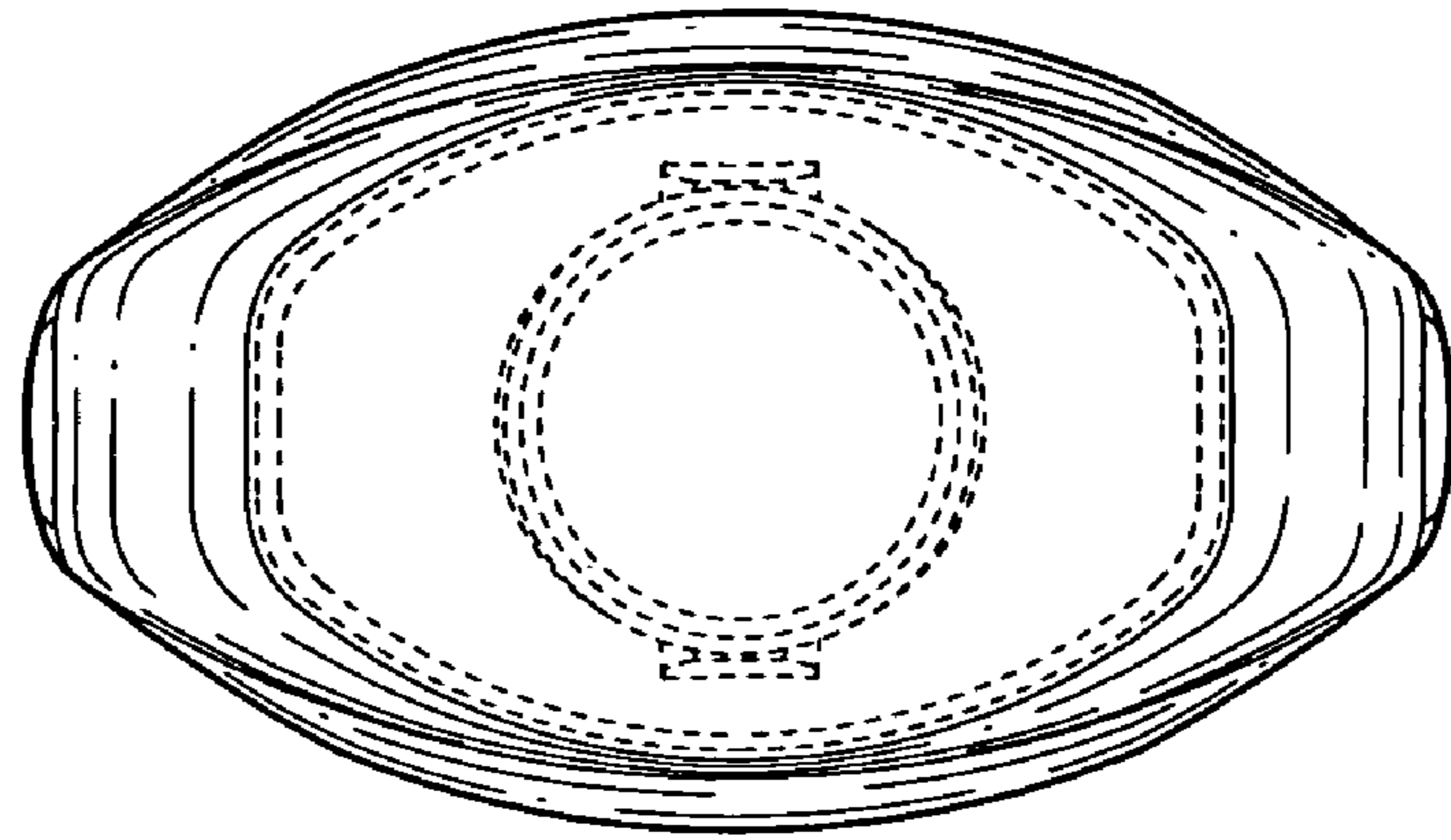


Fig. 4

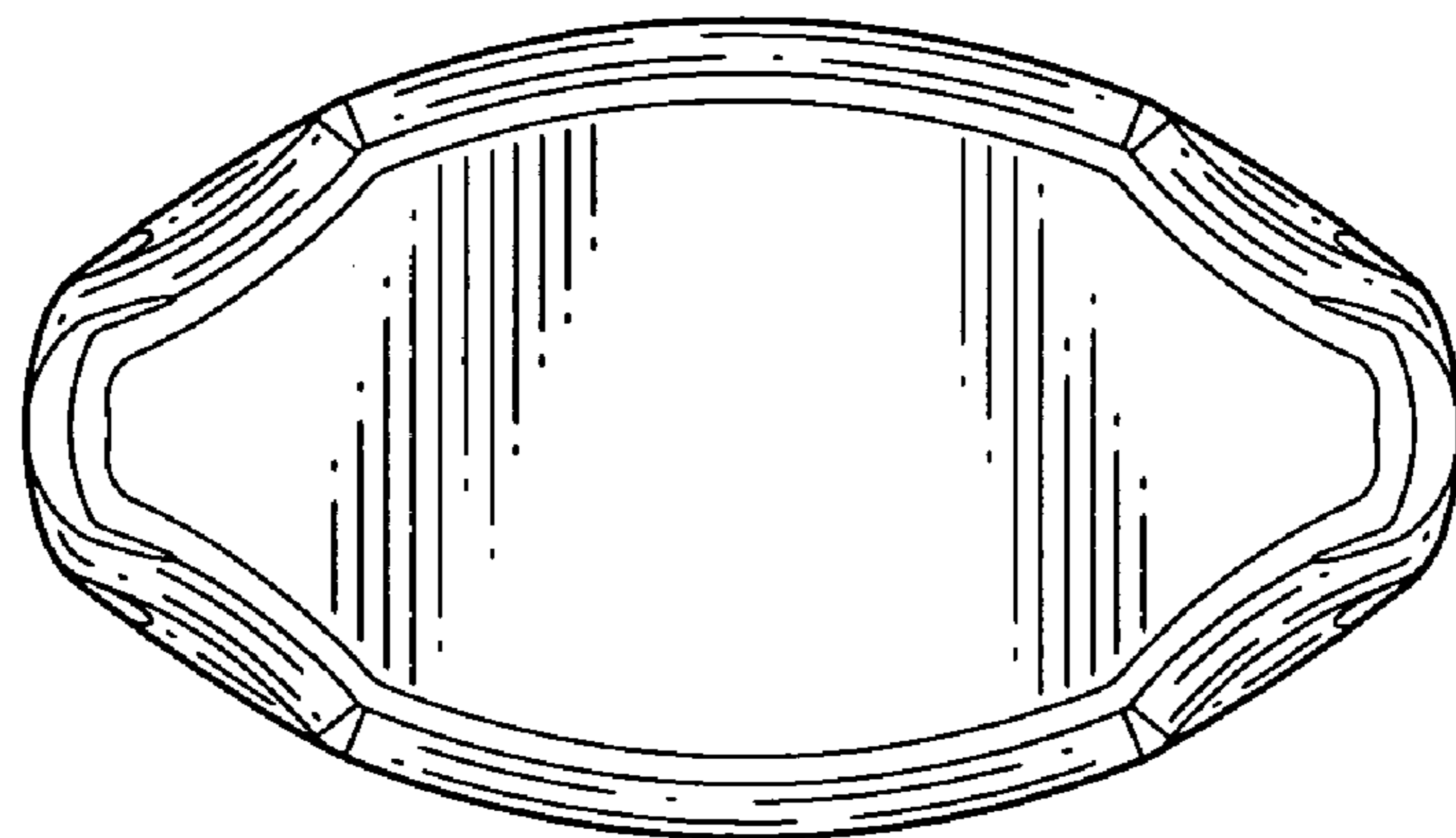


Fig. 5