



US00D597391S

(12) **United States Design Patent**
Cunningham et al.

(10) **Patent No.:** **US D597,391 S**
(45) **Date of Patent:** **** Aug. 4, 2009**

- (54) **STAPLER**
- (75) Inventors: **Christopher H. Cunningham**,
Mundelein, IL (US); **Luc Heiligenstein**,
Chicago, IL (US); **Stephen Melamed**,
Chicago, IL (US); **William Yonkers**,
Chicago, IL (US)
- (73) Assignee: **ACCO Brands USA LLC**, Lincolnshire,
IL (US)
- (**) Term: **14 Years**
- (21) Appl. No.: **29/302,349**
- (22) Filed: **Jan. 15, 2008**

D554,456 S	11/2007	Chang	
7,296,720 B2	11/2007	Kirby et al.	
D557,092 S	12/2007	Harris et al.	
D567,609 S	4/2008	Sudmalis et al.	
D572,549 S *	7/2008	Sudmalis et al. D8/50
D576,004 S *	9/2008	Cunningham et al. D8/50
D579,295 S *	10/2008	Cunningham et al. D8/50
2003/0047581 A1	3/2003	Tanaka et al.	
2005/0082335 A1	4/2005	Tsai	
2005/0223498 A1	10/2005	Kirby et al.	
2005/0224555 A1	10/2005	Kirby et al.	
2006/0016847 A1	1/2006	Kirby et al.	
2006/0144895 A1	7/2006	Kirby et al.	

- (51) **LOC (9) Cl.** **19-02**
- (52) **U.S. Cl.** **D8/50; D8/49**
- (58) **Field of Classification Search** D8/49,
D8/50, 61, 68, 69; D19/72, 73, 65, 69; D21/532;
D24/145; 7/158, 160; 227/4, 5, 6, 7, 8, 120,
227/127, 128, 131, 132, 134, 144, 156, 175.1;
606/139, 143, 153, 219
See application file for complete search history.

OTHER PUBLICATIONS

ACCO Brands, Inc., Fact Book, Feb. 1, 2001, pp. 187, 180.
ACCO Brands, Inc., Fact Book, Feb. 1, 2003, pp. 100, 108, 109.
ACCO Brands, Inc., Fact Book, Feb. 1, 2005, pp. 114, 115, 107.

* cited by examiner

Primary Examiner—Cathron C Brooks
Assistant Examiner—Austin Murphy
(74) *Attorney, Agent, or Firm*—Michael Best & Friedrich
LLP

(56) **References Cited**

U.S. PATENT DOCUMENTS

D355,822 S *	2/1995	Smith D8/50
D361,486 S	8/1995	Yang	
D401,825 S	12/1998	Parsey et al.	
D411,423 S	6/1999	Huang	
D420,266 S *	2/2000	Berry et al. D8/50
D429,453 S	8/2000	Imboden et al.	
D447,676 S	9/2001	Wilson et al.	
D468,981 S *	1/2003	Nolan D8/50
D471,414 S *	3/2003	Chan D8/50
6,626,346 B2	9/2003	Jairam et al.	
D480,287 S	10/2003	Scola et al.	
D502,369 S	3/2005	Nakamura	
D502,850 S	3/2005	Sauter et al.	
D502,851 S	3/2005	Sauter et al.	
D511,283 S	11/2005	Sauter et al.	
D511,665 S *	11/2005	Sauter et al. D8/50
6,966,479 B2	11/2005	Tanaka et al.	
D513,159 S	12/2005	Marks et al.	
D530,578 S	10/2006	Sauter et al.	
D531,470 S	11/2006	Kirby et al.	
D543,428 S	5/2007	Kirby et al.	

(57) **CLAIM**

We claim the ornamental design for a stapler, as shown and described.

DESCRIPTION

FIG. 1 is a left-side perspective view of a stapler embodying the present invention.
FIG. 2 is a left side view of the stapler.
FIG. 3 is a right side view of the stapler.
FIG. 4 is a front view of the stapler.
FIG. 5 is a rear view of the stapler; and,
FIG. 6 is a top view of the stapler.
The portions of the stapler shown in broken lines are for illustrative purposes only and form no part of the claimed design.

1 Claim, 5 Drawing Sheets



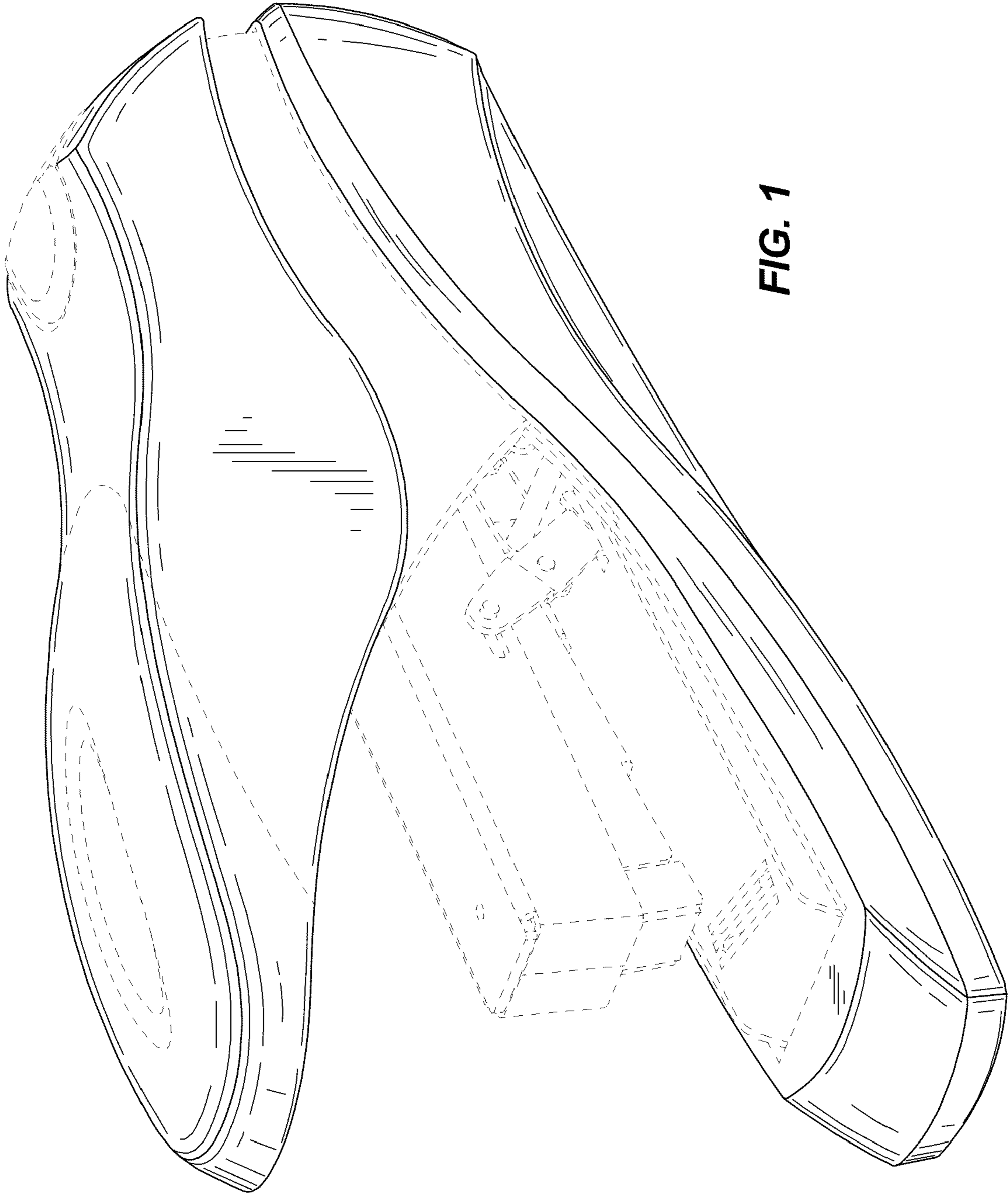


FIG. 1

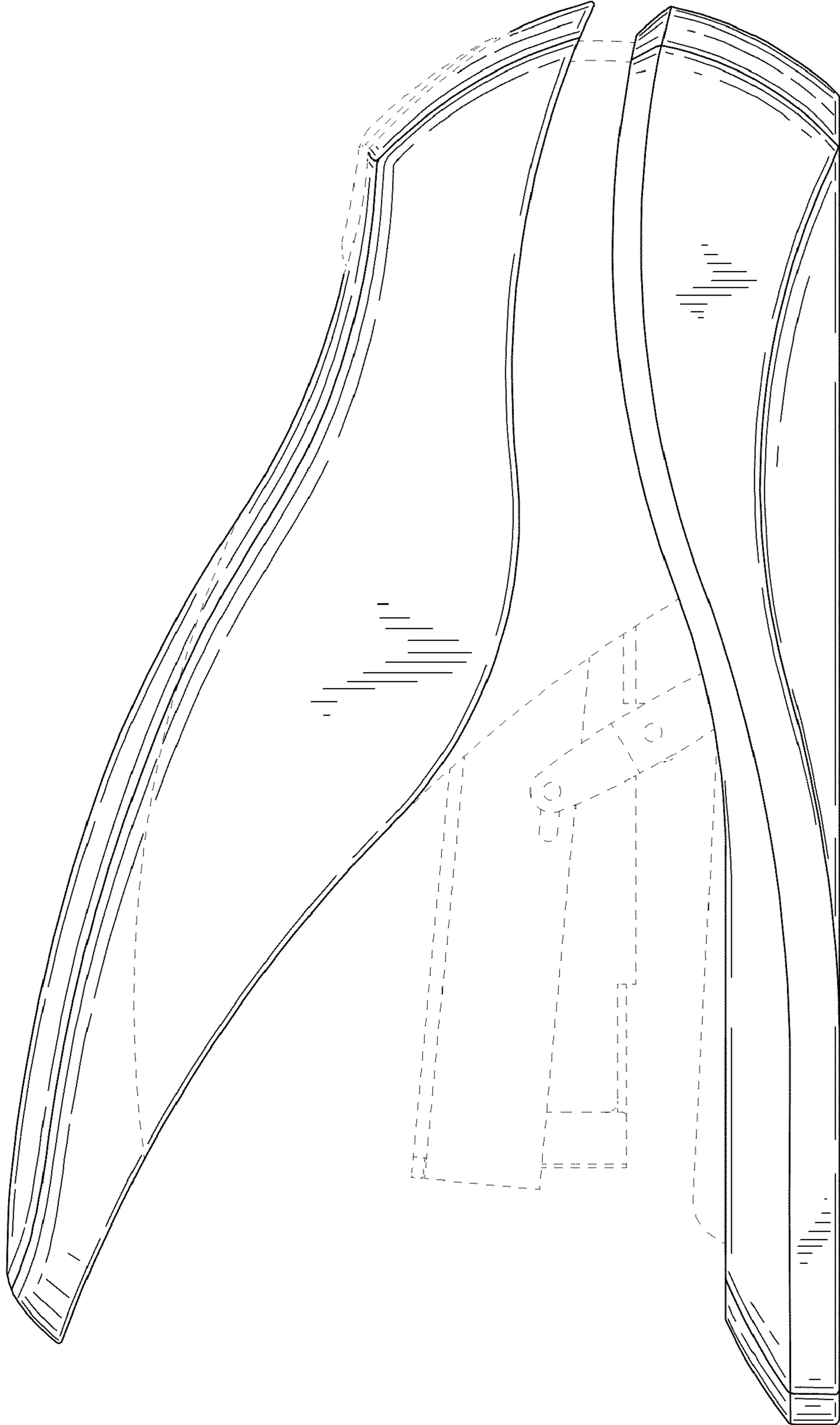


FIG. 2



FIG. 3

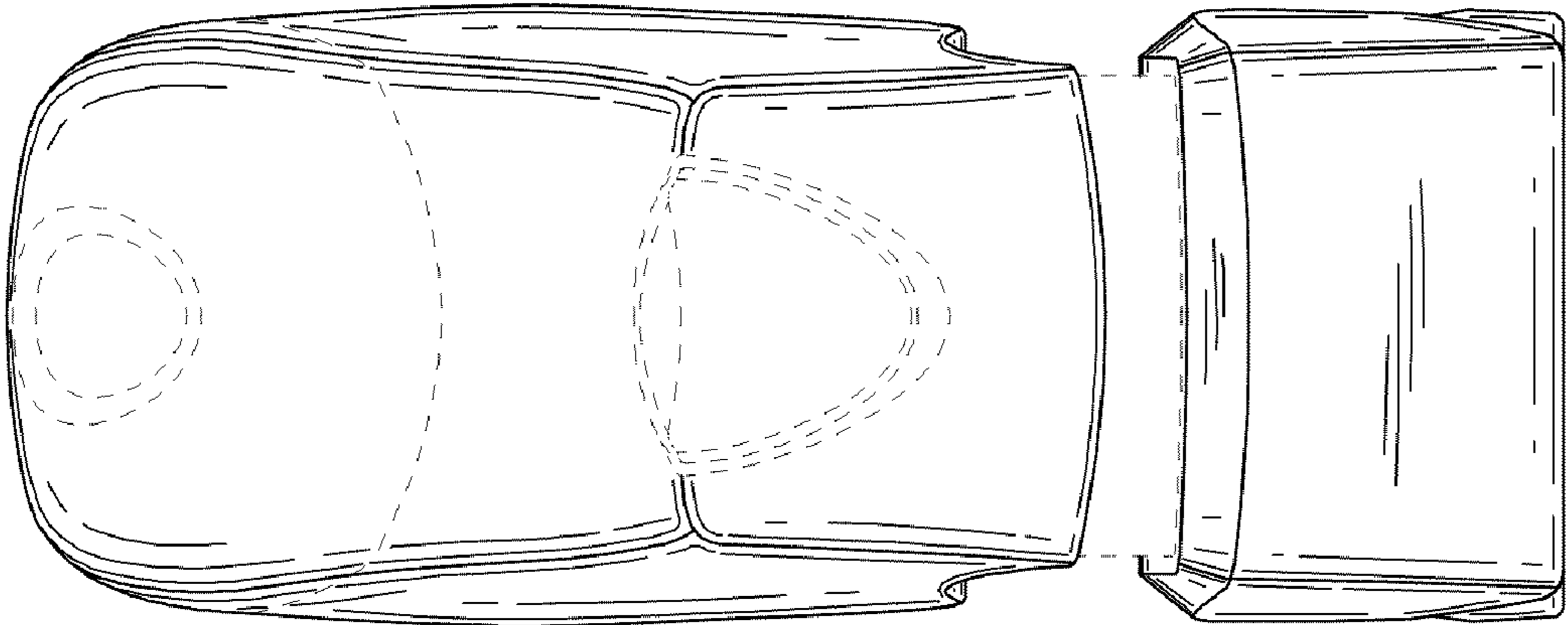


FIG. 5

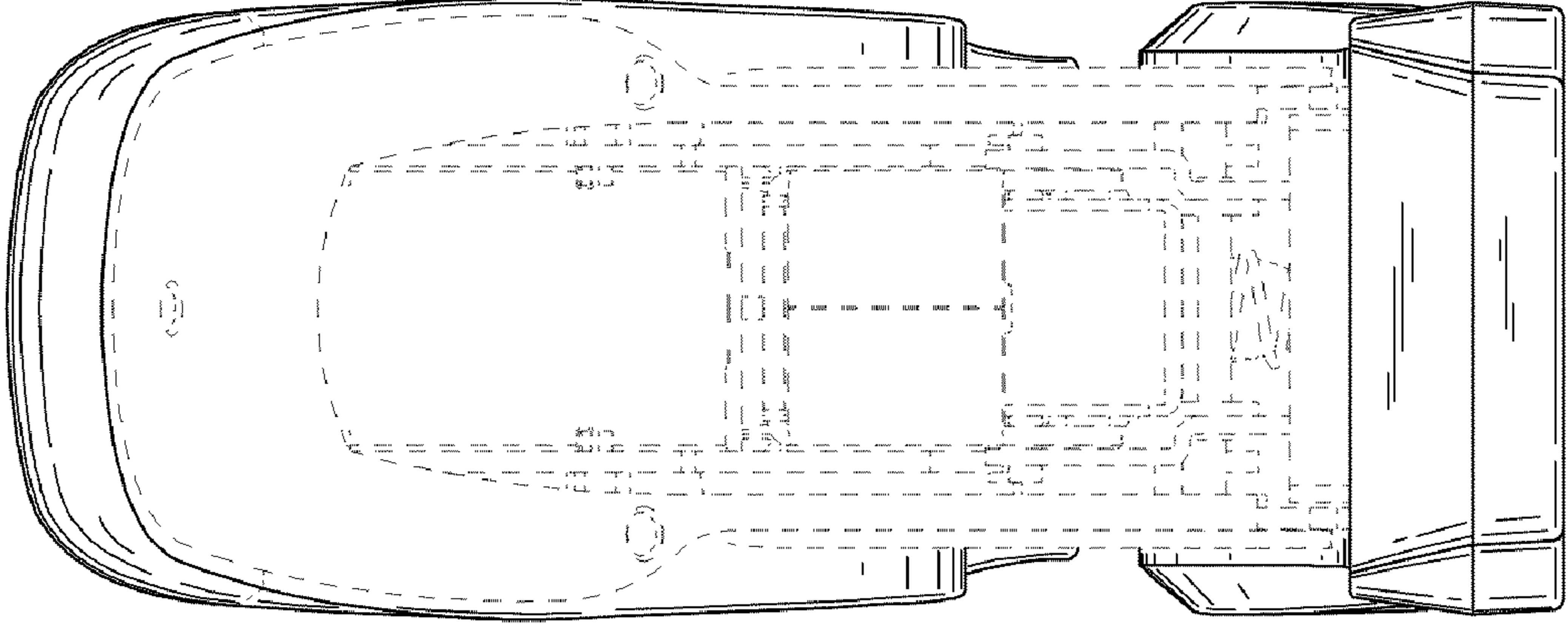


FIG. 4

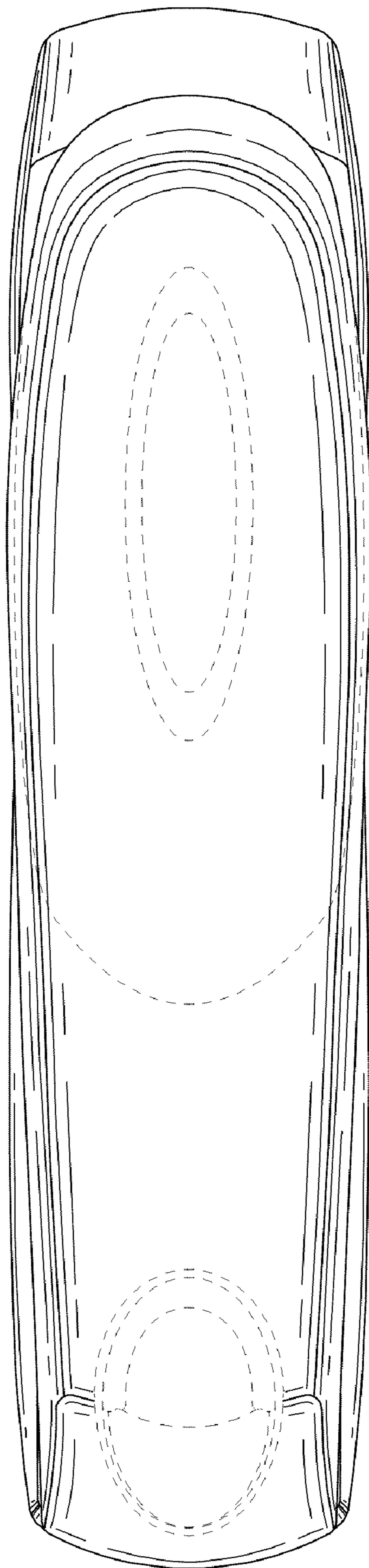


FIG. 6