



US00D597387S

(12) **United States Design Patent**  
**Huber**

(10) **Patent No.:** **US D597,387 S**

(45) **Date of Patent:** **\*\* Aug. 4, 2009**

(54) **SOIL PLUG SAMPLING DEVICE**

(76) **Inventor:** **John Huber**, 6240 N. Mayfair Cir.,  
Williamsburg, VA (US) 23188

(\*\*) **Term:** **14 Years**

(21) **Appl. No.:** **29/310,459**

(22) **Filed:** **Aug. 20, 2008**

(51) **LOC (9) Cl.** ..... **08-01**

(52) **U.S. Cl.** ..... **D8/7**

(58) **Field of Classification Search** ..... D8/1,  
D8/7; 294/49; 172/19-22, 371-372  
See application file for complete search history.

(56) **References Cited**

**U.S. PATENT DOCUMENTS**

3,332,501	A *	7/1967	Parish	.....	111/101
3,444,938	A	5/1969	Ballmann		
3,756,323	A	9/1973	Mays		
D251,698	S *	5/1979	Bartholomew, Jr.	.....	D8/5
4,585,072	A	4/1986	Martinez		
4,790,392	A	12/1988	Clements		
D302,512	S *	8/1989	Slayton	.....	D8/7
4,884,638	A	12/1989	Hoffman		
4,989,678	A	2/1991	Thompson		
D365,504	S *	12/1995	Hawkins	.....	D8/7
5,522,271	A	6/1996	Turriff et al.		
D423,889	S *	5/2000	Heffner	.....	D8/1
6,330,921	B1 *	12/2001	Barber	.....	172/22

D528,878	S *	9/2006	Laramée	.....	D8/7
RE39,468	E	1/2007	Ricker		
D560,982	S	2/2008	Hammond, Sr.		
7,380,615	B1	6/2008	Vanearden		
D588,424	S *	3/2009	Baker	.....	D8/7
D589,766	S *	4/2009	Tate	.....	D8/7

\* cited by examiner

*Primary Examiner*—Holly H Baynham

*Assistant Examiner*—Sheryl Lane

(74) *Attorney, Agent, or Firm*—Norman B. Rainer

(57) **CLAIM**

The ornamental design for a soil plug sampling device, as shown and described.

**DESCRIPTION**

FIG. 1 is a front perspective view of a soil plug sampling device showing my new design;

FIG. 2 is a front view thereof, the unshown opposite rear view being of identical appearance;

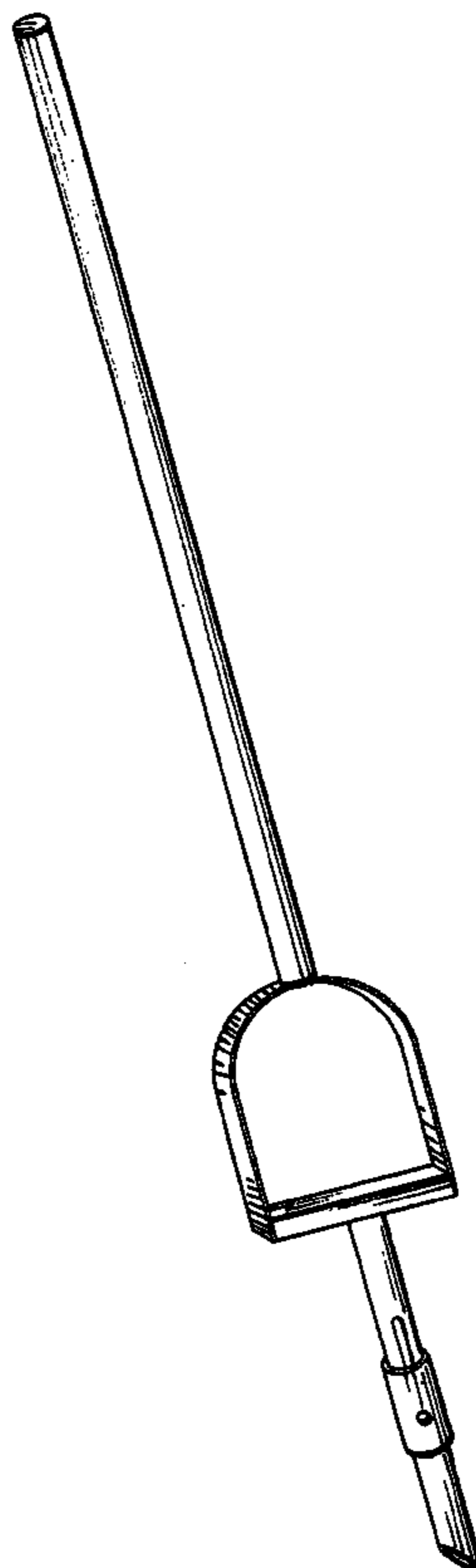
FIG. 3 is a side view thereof taken from the left of FIG. 2;

FIG. 4 is a top view thereof; and,

FIG. 5 is an enlarged bottom view thereof.

The broken line showing of the soil plug sampling device is included for the purpose of illustrating portions of the article and forms no part of the claimed design.

**1 Claim, 2 Drawing Sheets**



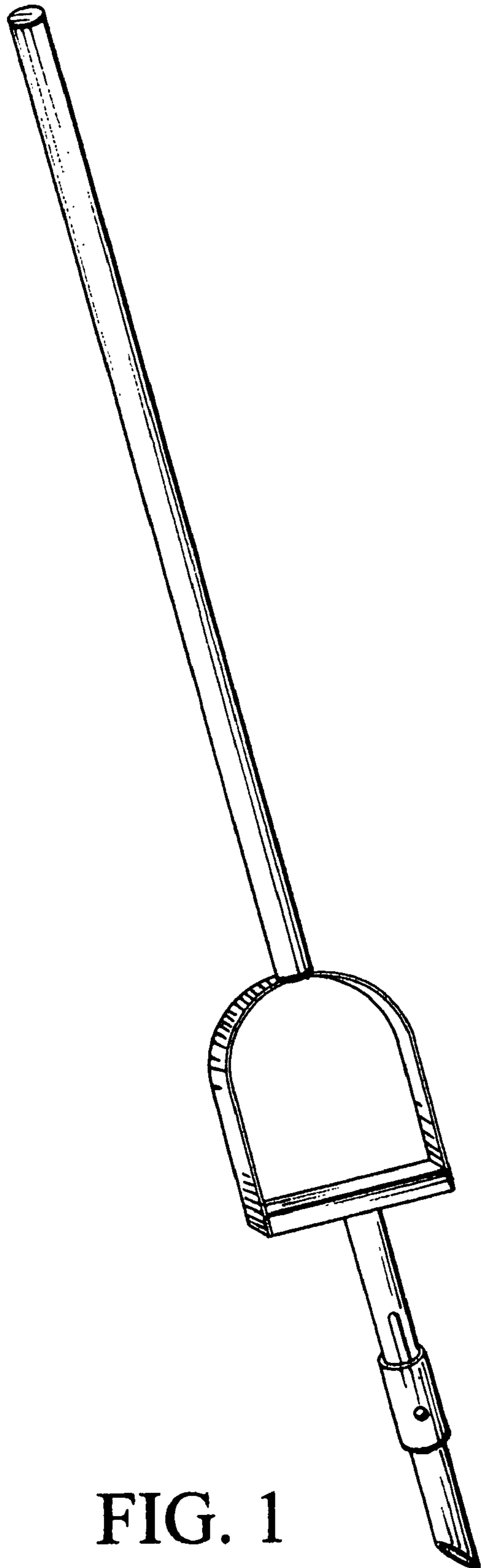


FIG. 1

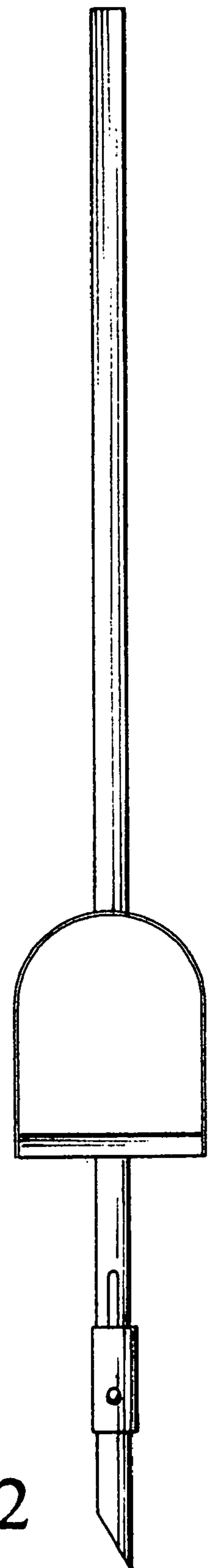


FIG. 2

FIG. 3

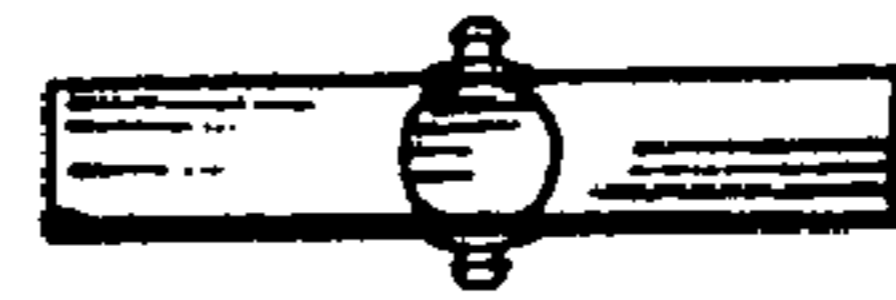


FIG. 4




FIG. 5