

US00D597384S

(12) **United States Design Patent**
Williams

(10) **Patent No.:** **US D597,384 S**

(45) **Date of Patent:** **** Aug. 4, 2009**

(54) **CUTLERY SET**

(75) Inventor: **Ruth Williams**, Witney (GB)

(73) Assignee: **Robert Welch Designs Ltd.**, Chipping
Campden (GB)

(**) Term: **14 Years**

(21) Appl. No.: **29/332,260**

(22) Filed: **Feb. 11, 2009**

(51) **LOC (9) Cl.** **07-03**

(52) **U.S. Cl.** **D7/645**

(58) **Field of Classification Search** D7/368,
D7/395, 401.2, 642-646, 649-654, 660-669,
D7/675-676, 683, 688-692, 695-696; 30/137,
30/141-143, 147-150, 322-327, 329, 340,
30/342-346; 416/70 R

See application file for complete search history.

(56) **References Cited**

U.S. PATENT DOCUMENTS

D440,831 S	*	4/2001	Welch et al.	D7/645
D455,936 S	*	4/2002	Welch	D7/645
D497,083 S	*	10/2004	Welch	D7/645
D514,898 S	*	2/2006	Poupel	D7/653
D556,518 S	*	12/2007	Russell-Clark	D7/642
D557,077 S	*	12/2007	Veevers	D7/642
D558,533 S	*	1/2008	de Bretton Gordon	D7/642
D563,735 S	*	3/2008	Welch	D7/642
D572,088 S	*	7/2008	de Bretton Gordon	D7/645
D575,116 S	*	8/2008	Williams	D7/642
D575,997 S	*	9/2008	deBretton Gordon	D7/642
D575,998 S	*	9/2008	deBretton Gordon	D7/642
D579,730 S	*	11/2008	Williams	D7/645

* cited by examiner

Primary Examiner—Caron Veynar

Assistant Examiner—Ricky Pham

(74) *Attorney, Agent, or Firm*—MacMillan, Sobanski &
Todd, LLC

(57) **CLAIM**

The ornamental design for a cutlery set, as shown and
described.

DESCRIPTION

FIG. 1 is a perspective view as seen from the front right of a
cutlery set showing my new design;

FIG. 2 is a front view of the knife in the cutlery set;

FIG. 3 is a right side view of the knife;

FIG. 4 is a left side view of the knife;

FIG. 5 is a handle end view of the knife;

FIG. 6 is a blade end view of the knife;

FIG. 7 is a front view of the fork in the cutlery set;

FIG. 8 is a back view of the fork;

FIG. 9 is a left side view of the fork, the right side view being
a mirror image thereof;

FIG. 10 is a handle end view of the fork;

FIG. 11 is a tines end view of the fork;

FIG. 12 is a front view of the spoon in the cutlery set;


FIG. 13 is a back view of the spoon;

FIG. 14 is a left side view of the spoon, the right side view
being a mirror image thereof;

FIG. 15 is a handle end view of the spoon; and,

FIG. 16 is a bowl end view of the spoon.

1 Claim, 7 Drawing Sheets






FIG. 1

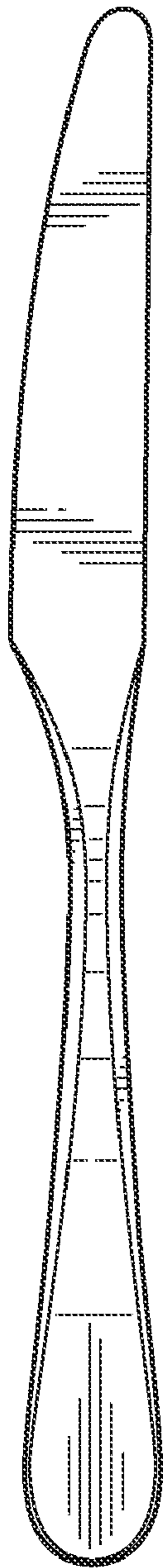


FIG. 2

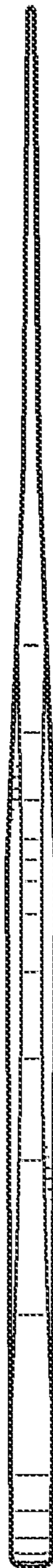


FIG. 3



FIG. 4

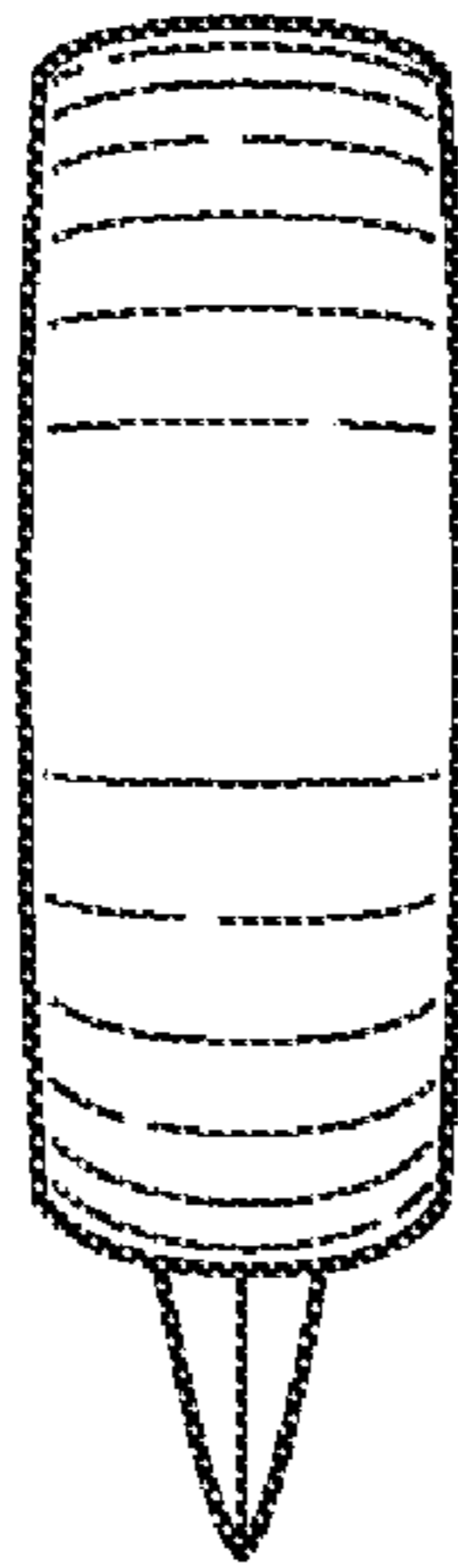


FIG. 5




FIG. 6

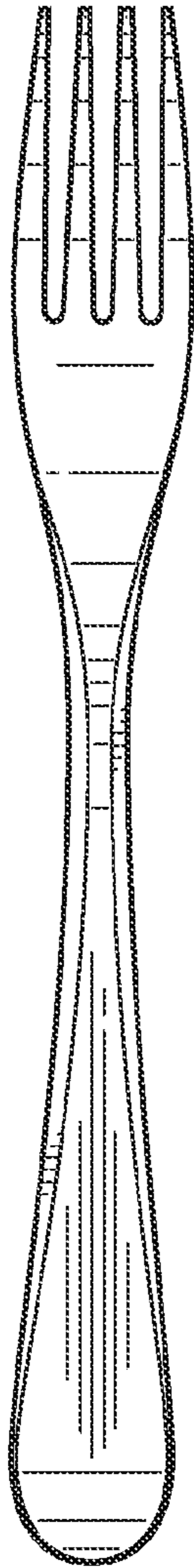


FIG. 7

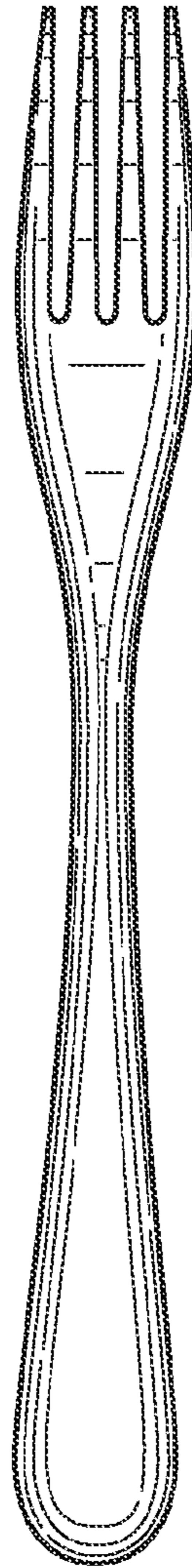


FIG. 8

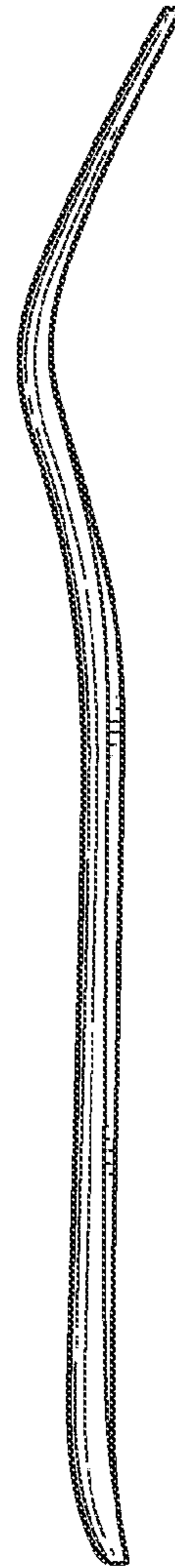


FIG. 9

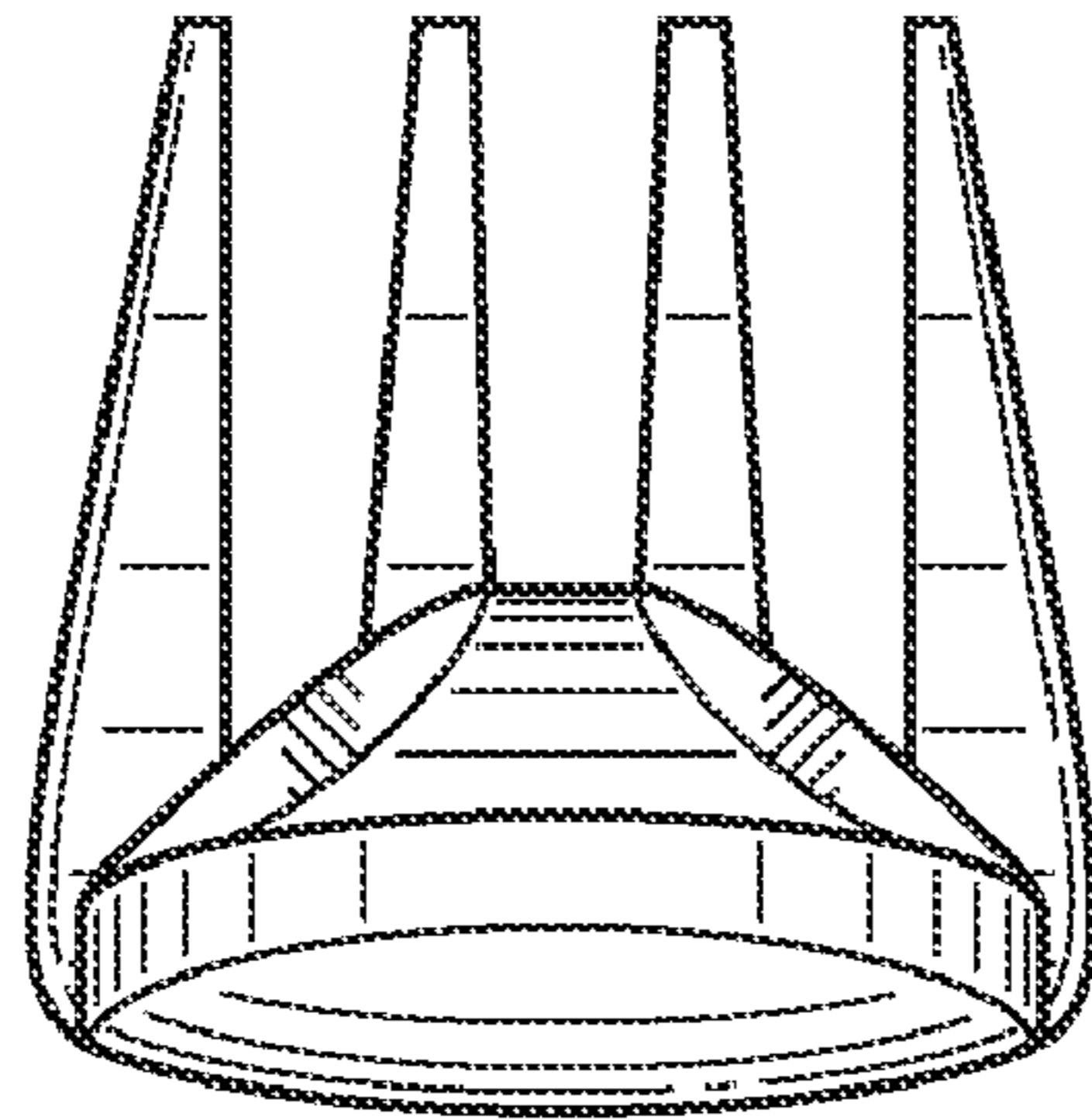


FIG. 10

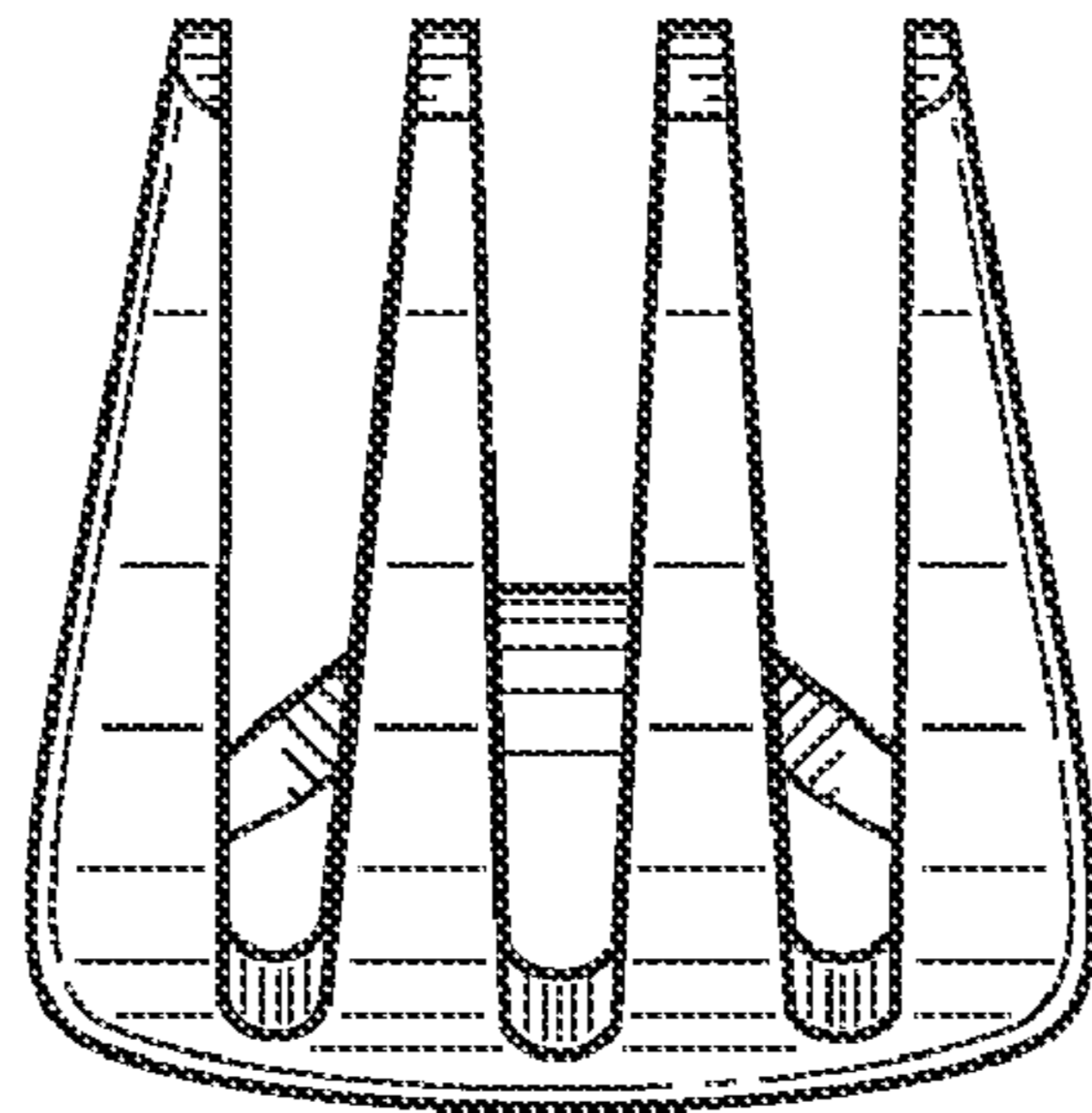


FIG. 11

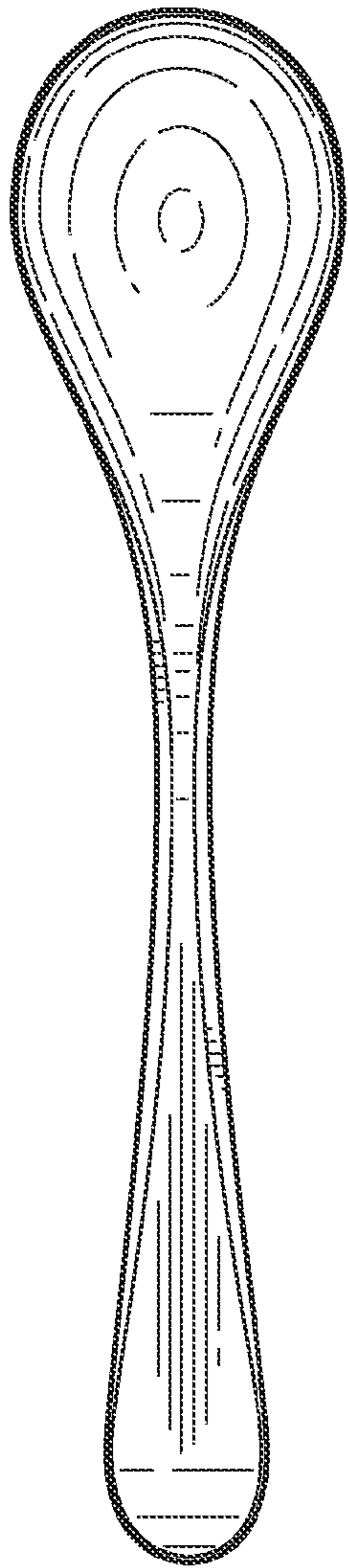


FIG. 12

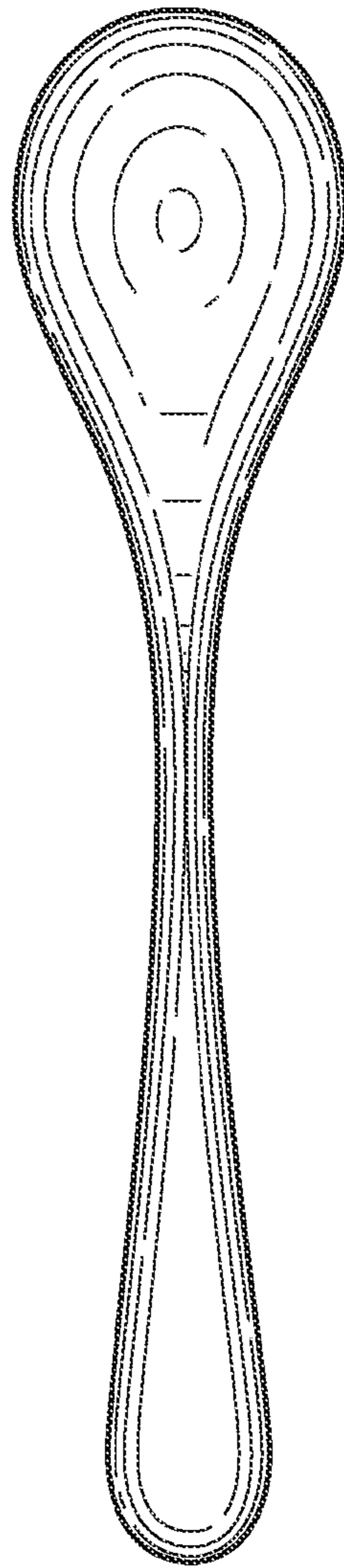


FIG. 13

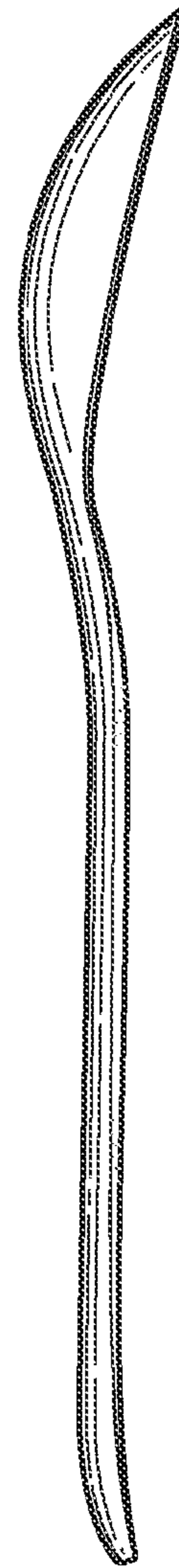


FIG. 14

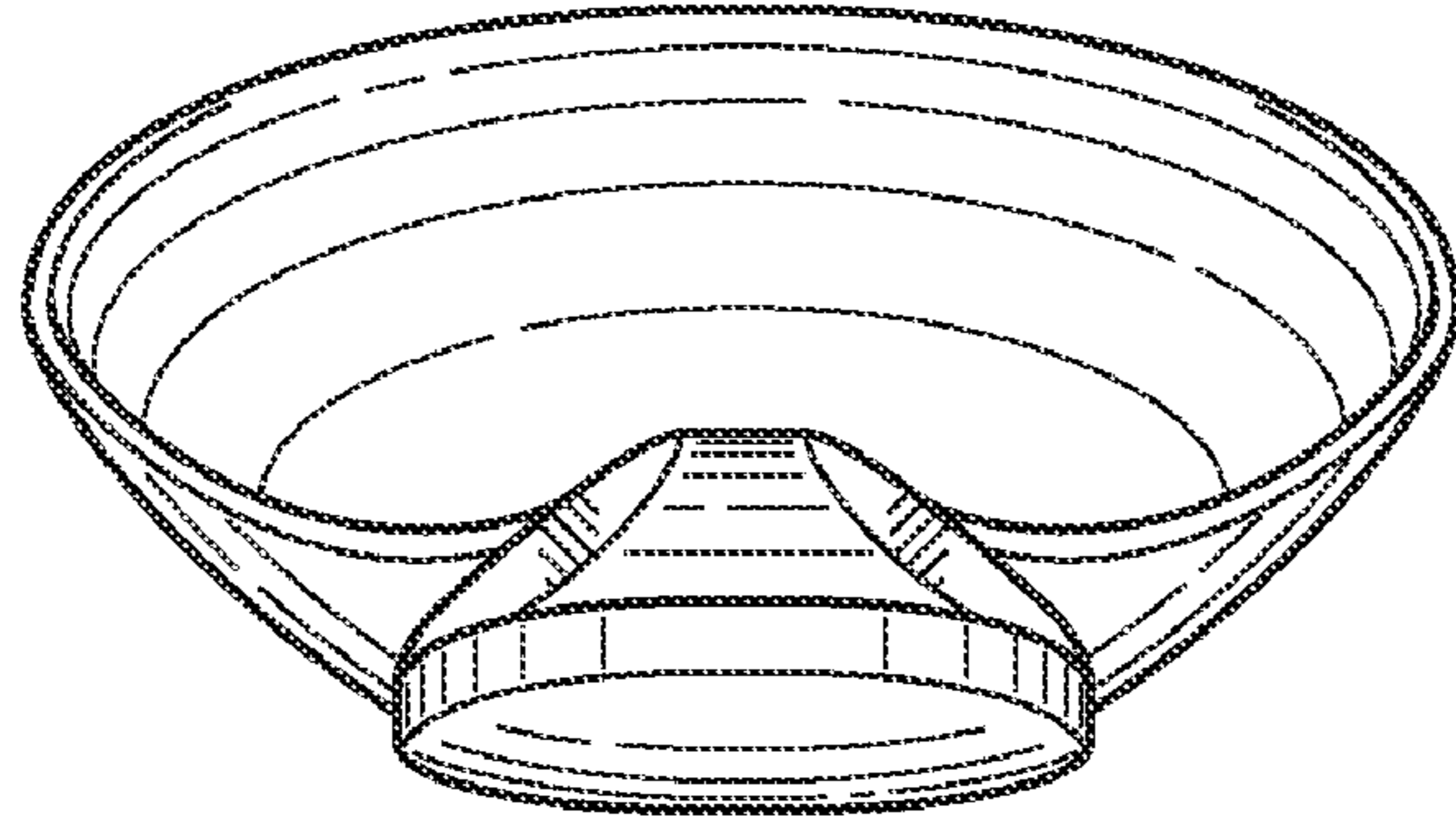


FIG. 15

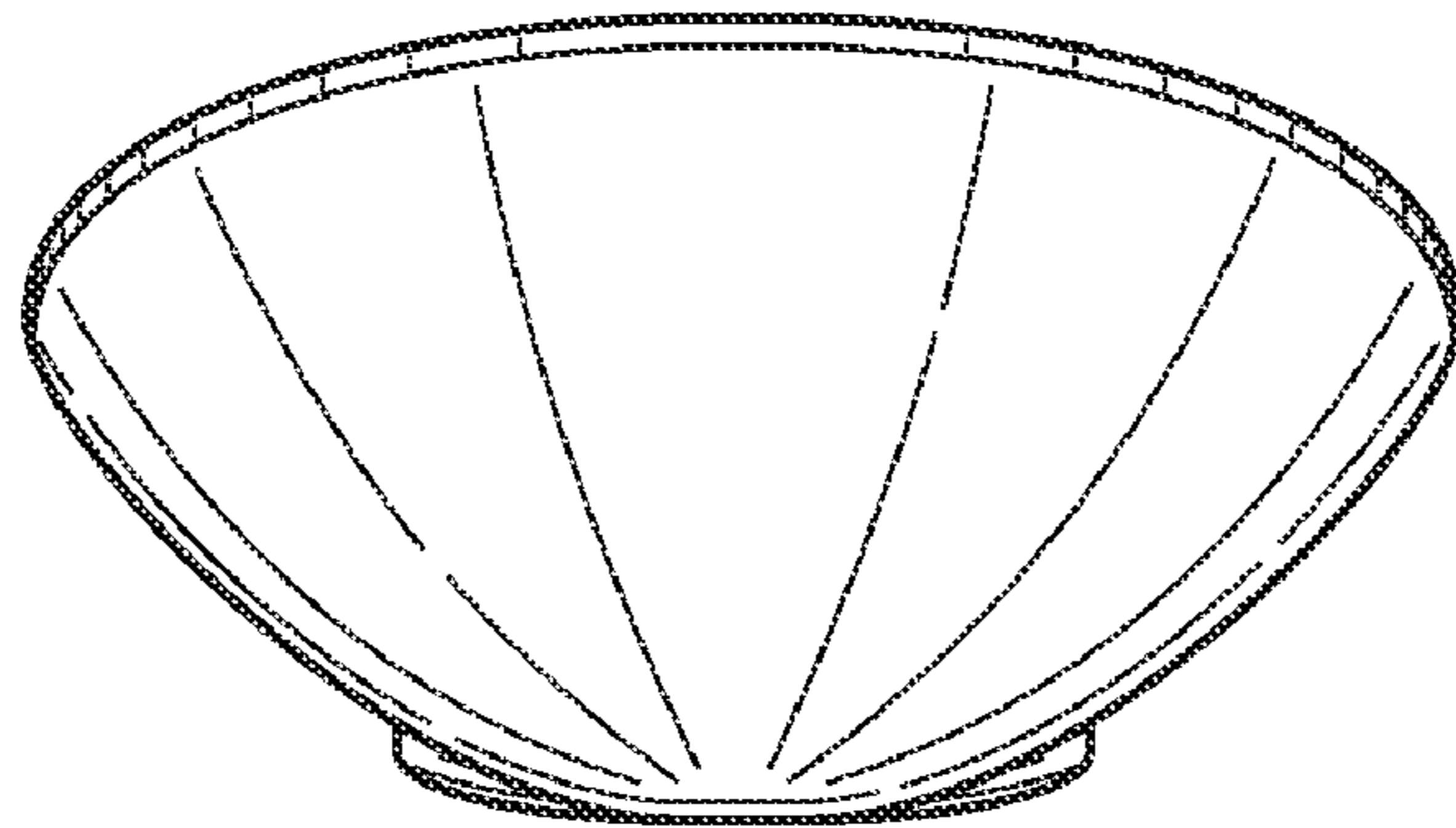


FIG. 16