

US00D597374S

(12) **United States Design Patent**
Geiger et al.

(10) **Patent No.:** **US D597,374 S**

(45) **Date of Patent:** **** Aug. 4, 2009**

(54) **GAS COOKTOP**

(75) Inventors: **Joseph Geiger**, Trent Woods, NC (US);
Graham Sadtler, New Bern, NC (US)

(73) Assignee: **BSH Home Appliances Corporation**,
Huntington Beach, CA (US)

(**) Term: **14 Years**

(21) Appl. No.: **29/294,620**

(22) Filed: **Jan. 17, 2008**

(51) **LOC (9) Cl.** **07-02**

(52) **U.S. Cl.** **D7/408**

(58) **Field of Classification Search** D7/408,
D7/402-407, 346-348, 336-337; 126/39 R,
126/39 BA, 39 G, 40, 211, 214 R, 214 C
See application file for complete search history.

(56) **References Cited**

U.S. PATENT DOCUMENTS

D369,061 S * 4/1996 Holbrook, Jr. D7/408
D468,161 S * 1/2003 Goodwin D7/408
D495,202 S * 8/2004 Becker et al. D7/408

D495,203 S * 8/2004 Becker et al. D7/408
D502,632 S * 3/2005 Becker et al. D7/408
D524,601 S * 7/2006 Vetter D7/408
D551,501 S * 9/2007 Baldwin D7/408

* cited by examiner

Primary Examiner—Catherine R Oliver

(74) *Attorney, Agent, or Firm*—James E. Howard

(57) **CLAIM**

The ornamental design for a gas cooktop, as shown and described.

DESCRIPTION

FIG. 1 is a perspective view of a gas cooktop showing our ornamental design;

FIG. 2 is a top plan view thereof;


FIG. 3 is a left view thereof;

FIG. 4 is a right view thereof;

FIG. 5 is a front view thereof; and,

FIG. 6 is a rear view thereof.

1 Claim, 2 Drawing Sheets






Fig. 1

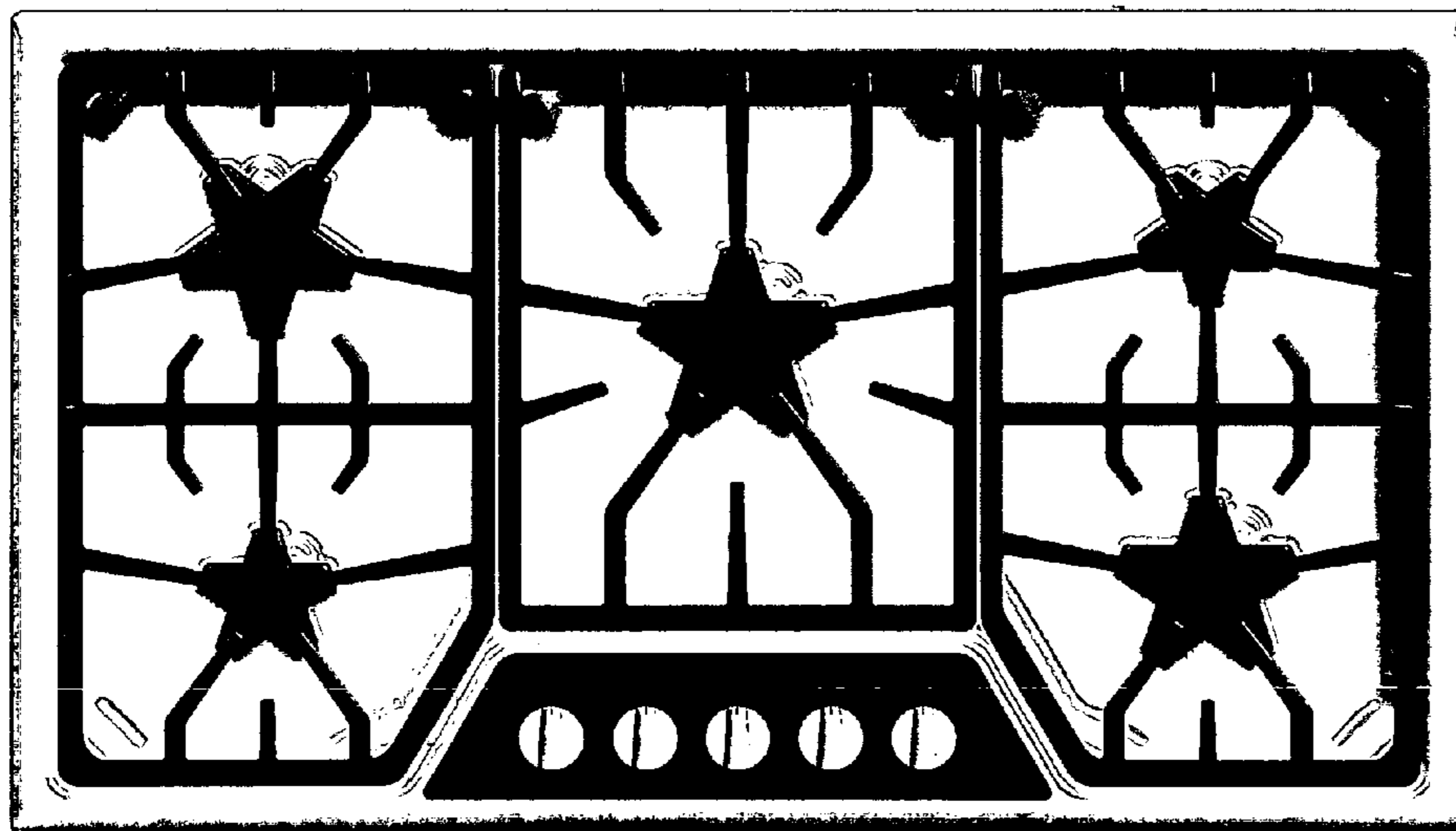


Fig. 2



Fig. 3



Fig. 4



Fig. 5



Fig. 6