



US00D597370S

(12) **United States Design Patent**  
**Watkins**

(10) **Patent No.:** **US D597,370 S**

(45) **Date of Patent:** **\*\* Aug. 4, 2009**

(54) **MINI CONE BAKING PAN**

(76) **Inventor:** **Anna L. Watkins**, 6660 Turkey Tracks Rd., Colorado Springs, CO (US) 80922

(\*\*) **Term:** **14 Years**

(21) **Appl. No.:** **29/314,515**

(22) **Filed:** **Apr. 8, 2009**

(51) **LOC (9) Cl.** ..... **07-02**

(52) **U.S. Cl.** ..... **D7/354**

(58) **Field of Classification Search** ..... D3/313;  
D6/467; D7/323, 354-361, 400, 402, 511,  
D7/515, 523, 531, 554.1-554.2, 565-566,  
D7/610, 628, 667; D9/428-429, 617, 643;  
D13/119; D24/230, 227; D99/34; 99/426,  
99/439; 206/217, 423, 455, 497, 499, 531,  
206/562; 211/73; 220/8, 23.6, 507, 512-513,  
220/671-673; 312/34.8

See application file for complete search history.

(56) **References Cited**

**U.S. PATENT DOCUMENTS**

2,459,921	A *	1/1949	Comer	220/512
2,547,716	A *	4/1951	Murphy	206/562
2,619,251	A *	11/1952	Schmidt	220/513
3,921,804	A *	11/1975	Tester	206/531
D245,118	S *	7/1977	Heaton	D24/230
D265,126	S *	6/1982	Beall	D24/230
4,446,982	A *	5/1984	Corse	220/8
4,488,654	A *	12/1984	Odsgard	312/34.8
D301,575	S *	6/1989	Crawford, Jr.	D13/119
D332,664	S *	1/1993	Sincock	D24/227
5,207,150	A *	5/1993	Wellman et al.	99/439
5,333,751	A *	8/1994	Santucci, Sr.	206/423

5,725,109	A *	3/1998	Moulton et al.	211/73
D396,999	S *	8/1998	Boothe	D7/610
5,860,358	A *	1/1999	Shriver	99/426
5,899,353	A *	5/1999	Sabin et al.	220/507
5,938,060	A *	8/1999	Rutland, Jr.	220/23.6
5,967,323	A *	10/1999	Siragusa	206/499
5,979,646	A *	11/1999	Strachan	206/217
6,019,221	A *	2/2000	Benja-Athon	206/455
6,450,341	B1 *	9/2002	Krupa et al.	206/497
D504,550	S *	4/2005	Setcer, Jr.	D99/34
D538,538	S *	3/2007	Espinosa	D3/313
D553,902	S *	10/2007	Barber	D7/357
D566,423	S *	4/2008	Raile	D6/467

\* cited by examiner

*Primary Examiner*—Joel Sincavage  
*Assistant Examiner*—Ricky Pham  
(74) *Attorney, Agent, or Firm*—G. F. Gallinger

(57) **CLAIM**

The ornamental design for a mini cone baking pan, as shown and described.

**DESCRIPTION**

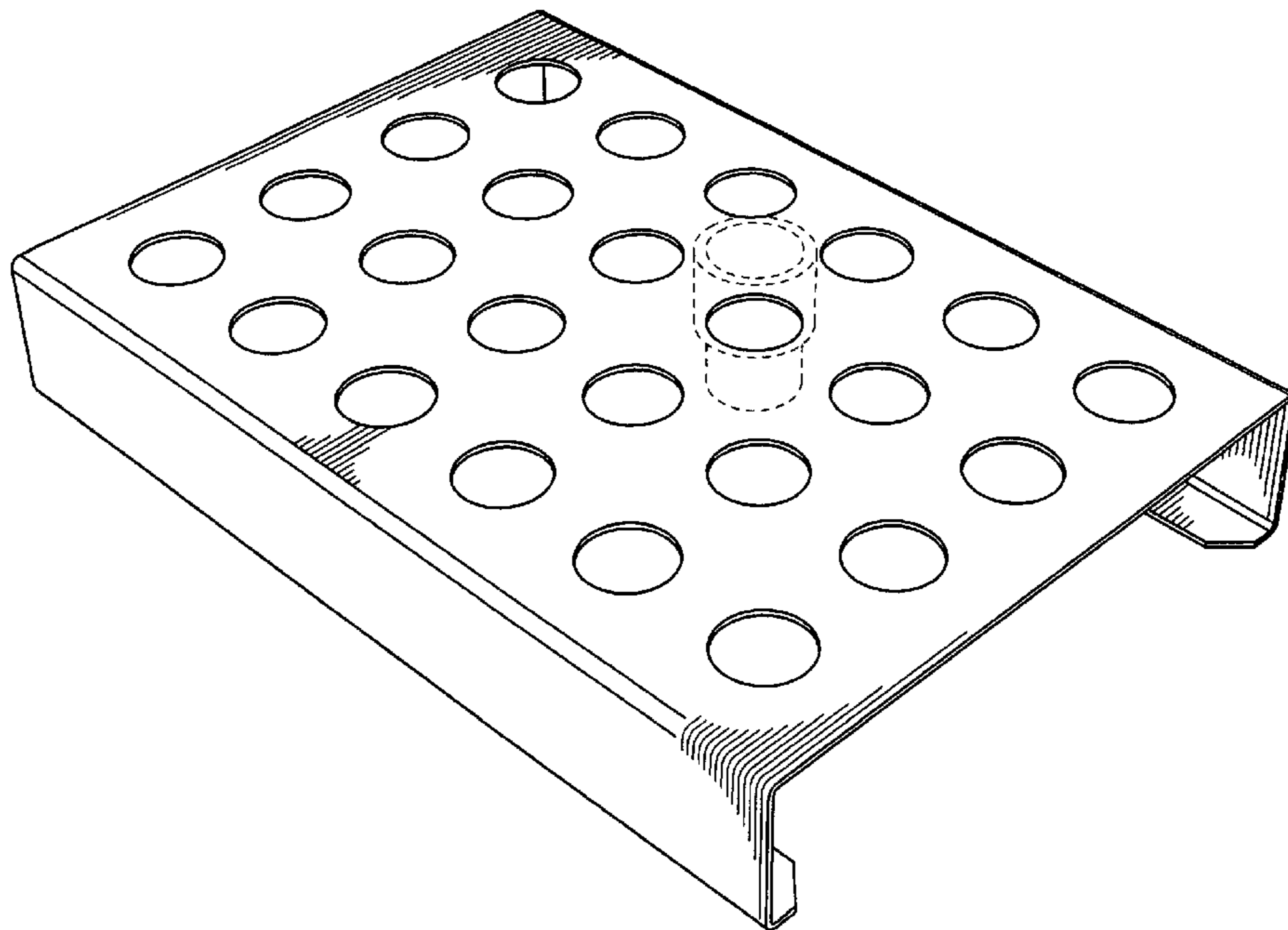
FIG. 1 is a perspective view of a mini cone baking pan holding a cup cone typically used to serve candy.

FIG. 2 is a perspective view of the mini cup cone baking pan holding a rolled flour cone typically baked with ordeurves therein; and,

FIG. 3 is a bottom view of the baking pan shown in FIGS. 1 and 2.

The broken lines shown in the drawings are for illustrative purposes only and form no part of the claimed design.

**1 Claim, 3 Drawing Sheets**



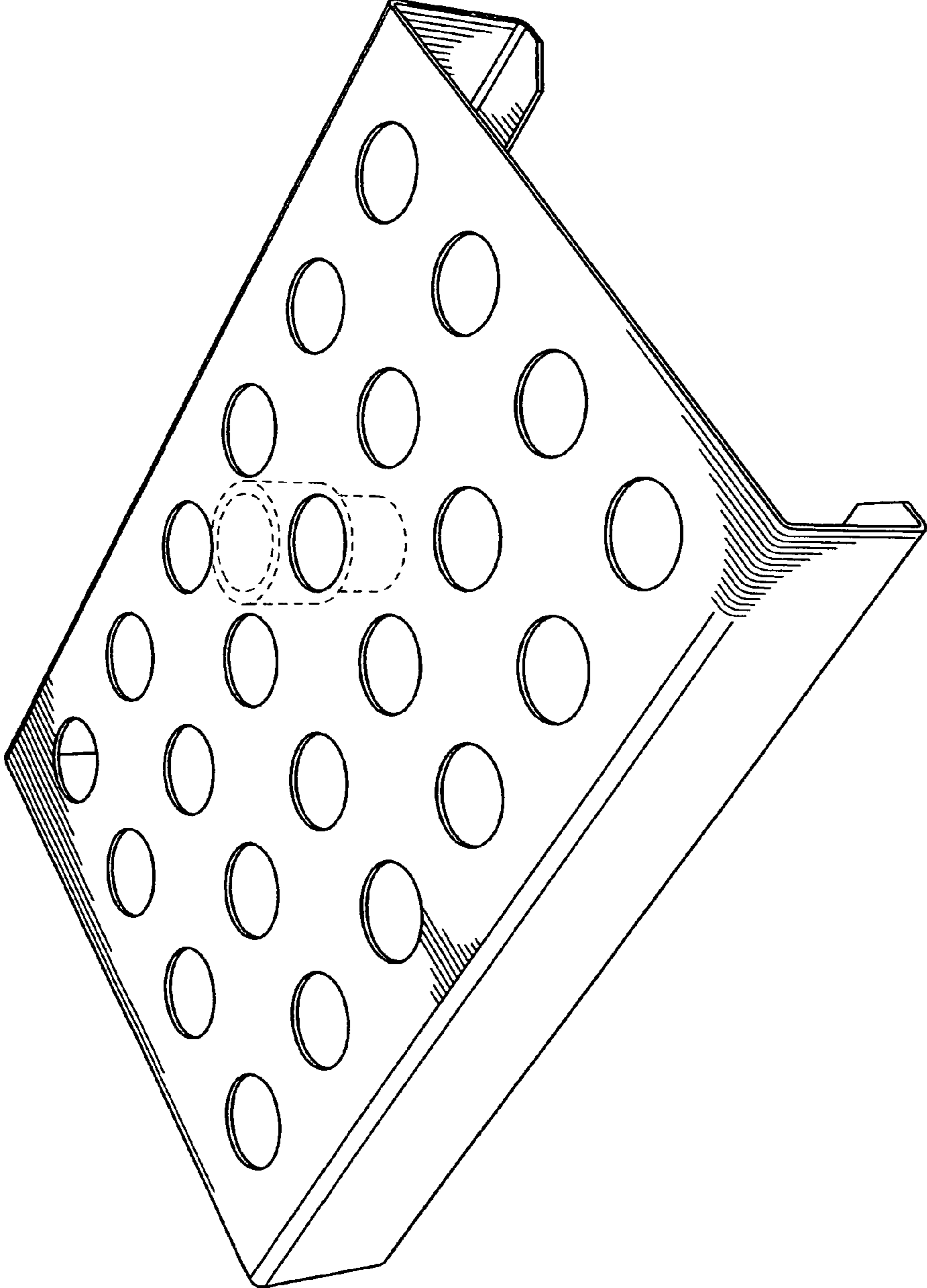


FIG.1

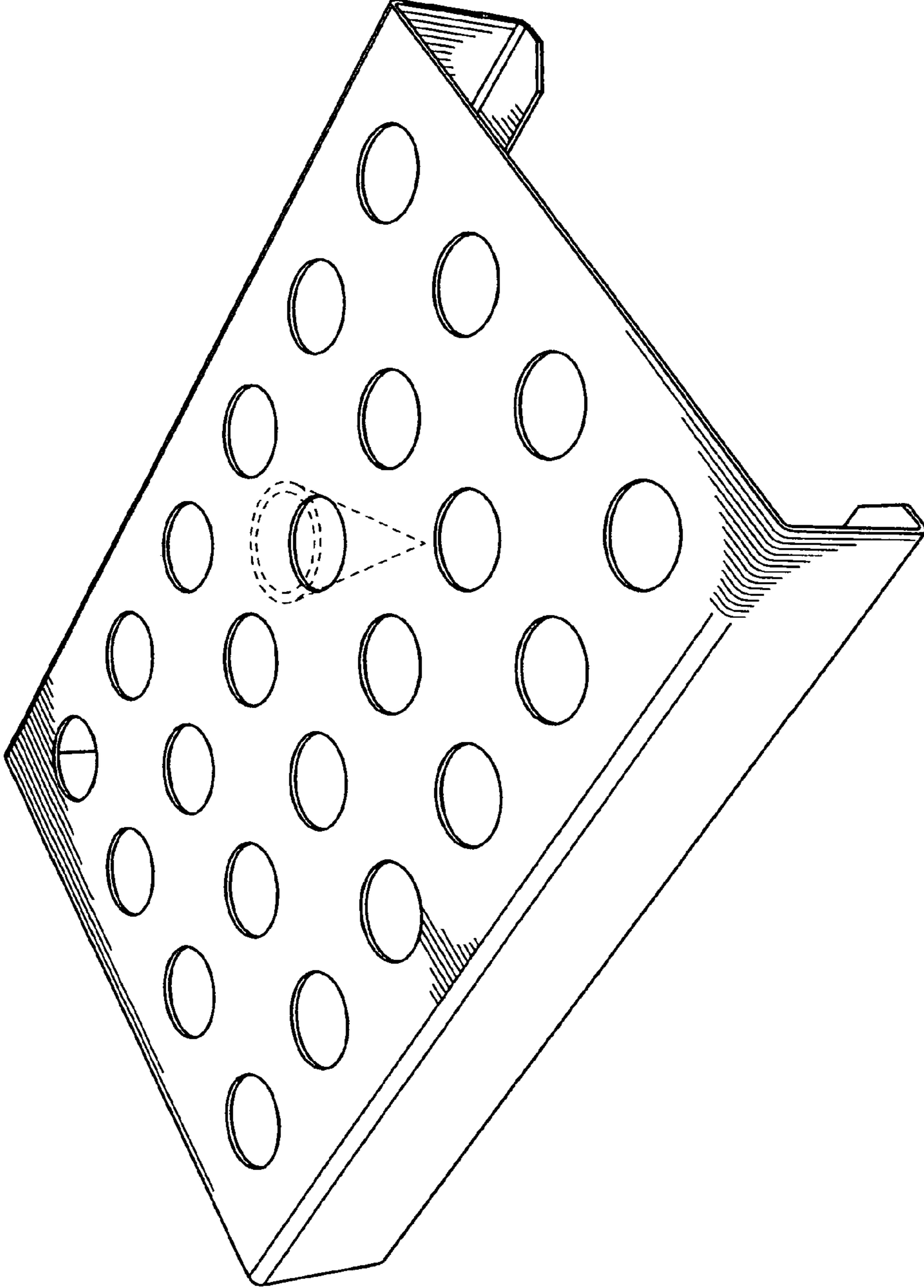


FIG.2

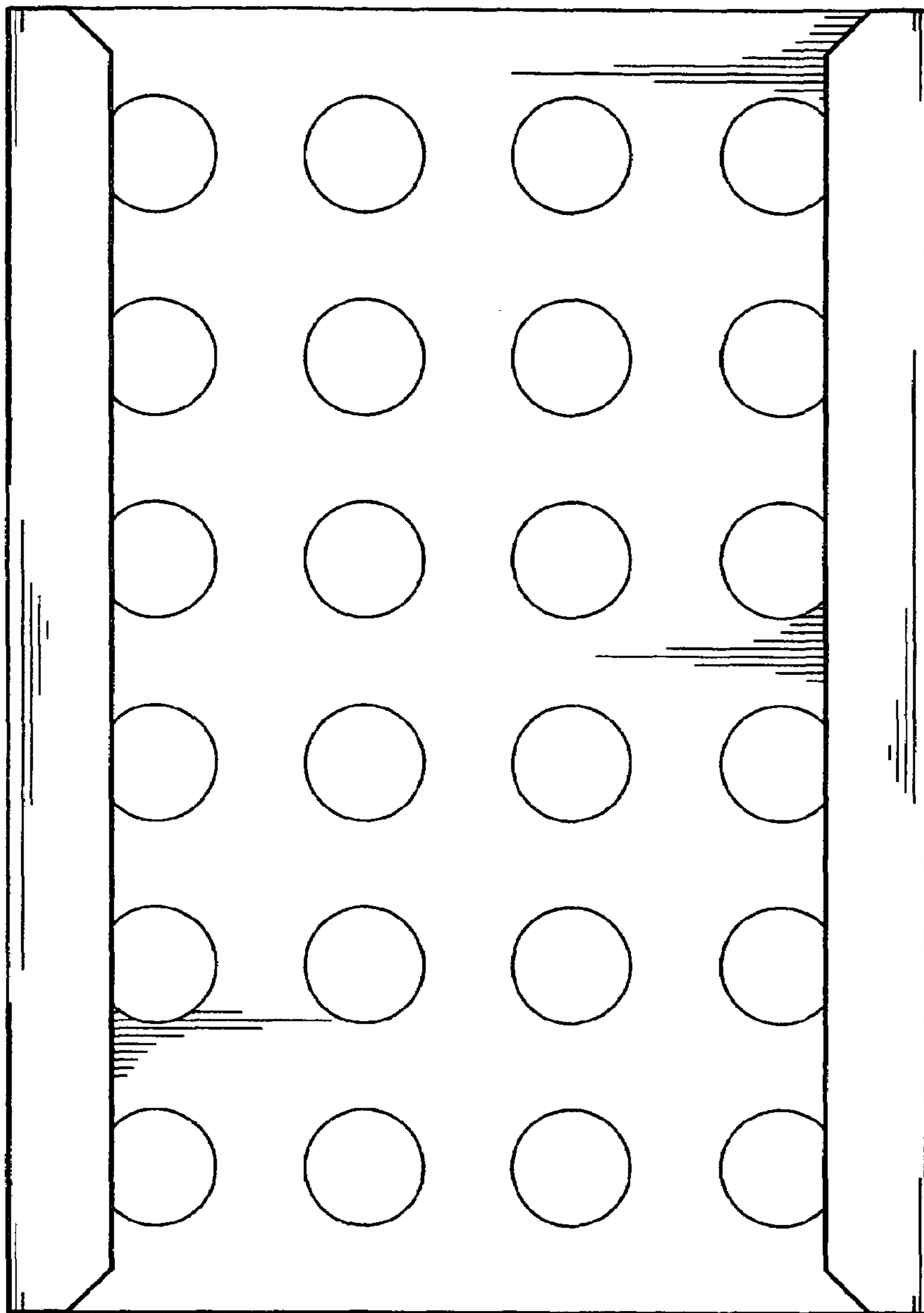


FIG.3