



US00D597363S

(12) **United States Design Patent**  
**Briscoe**

(10) **Patent No.:** **US D597,363 S**

(45) **Date of Patent:** **\*\* Aug. 4, 2009**

(54) **BACK SUPPORT CUSHION**

(75) Inventor: **Betty Jane Briscoe**, 353 W. Merrick Rd., Freeport, NY (US) 11520

(73) Assignee: **Betty Jane Briscoe**, Freeport, NY (US)

(\*\*) Term: **14 Years**

(21) Appl. No.: **29/313,906**

(22) Filed: **Feb. 19, 2009**

**Related U.S. Application Data**

(63) Continuation of application No. 12/319,637, filed on Jan. 9, 2009, now abandoned.

(51) **LOC (9) Cl.** ..... **06-09**

(52) **U.S. Cl.** ..... **D6/601**

(58) **Field of Classification Search** ..... D6/595, D6/596, 599, 601, 604; 5/630, 631, 633, 5/636, 637, 640, 652-655, 655.3, 655.9, 5/419, 420; D21/809; 297/284.1, 219.1, 297/228.11, 229

See application file for complete search history.

(56) **References Cited**

**U.S. PATENT DOCUMENTS**

1,256,783 A \* 2/1918 Fuller ..... 5/419  
2,420,344 A \* 5/1947 Alexander ..... 2/69

4,535,495 A 8/1985 Oldfield  
4,789,247 A \* 12/1988 Schnoor ..... 383/4  
D336,199 S \* 6/1993 Bazata, Jr. .... D6/596  
5,314,235 A 5/1994 Johnson  
D401,801 S \* 12/1998 Zacharkow ..... D6/601  
D439,464 S \* 3/2001 Shuster ..... D6/596  
D440,805 S \* 4/2001 Rogone et al. .... D6/596  
D461,989 S \* 8/2002 Sandbeck ..... D6/603  
D478,455 S \* 8/2003 Papazian ..... D6/608  
D571,594 S \* 6/2008 Klepy et al. .... D6/595

\* cited by examiner

*Primary Examiner*—Janice E Seeger

(57) **CLAIM**

The ornamental design for a back support cushion, as shown and described.

**DESCRIPTION**

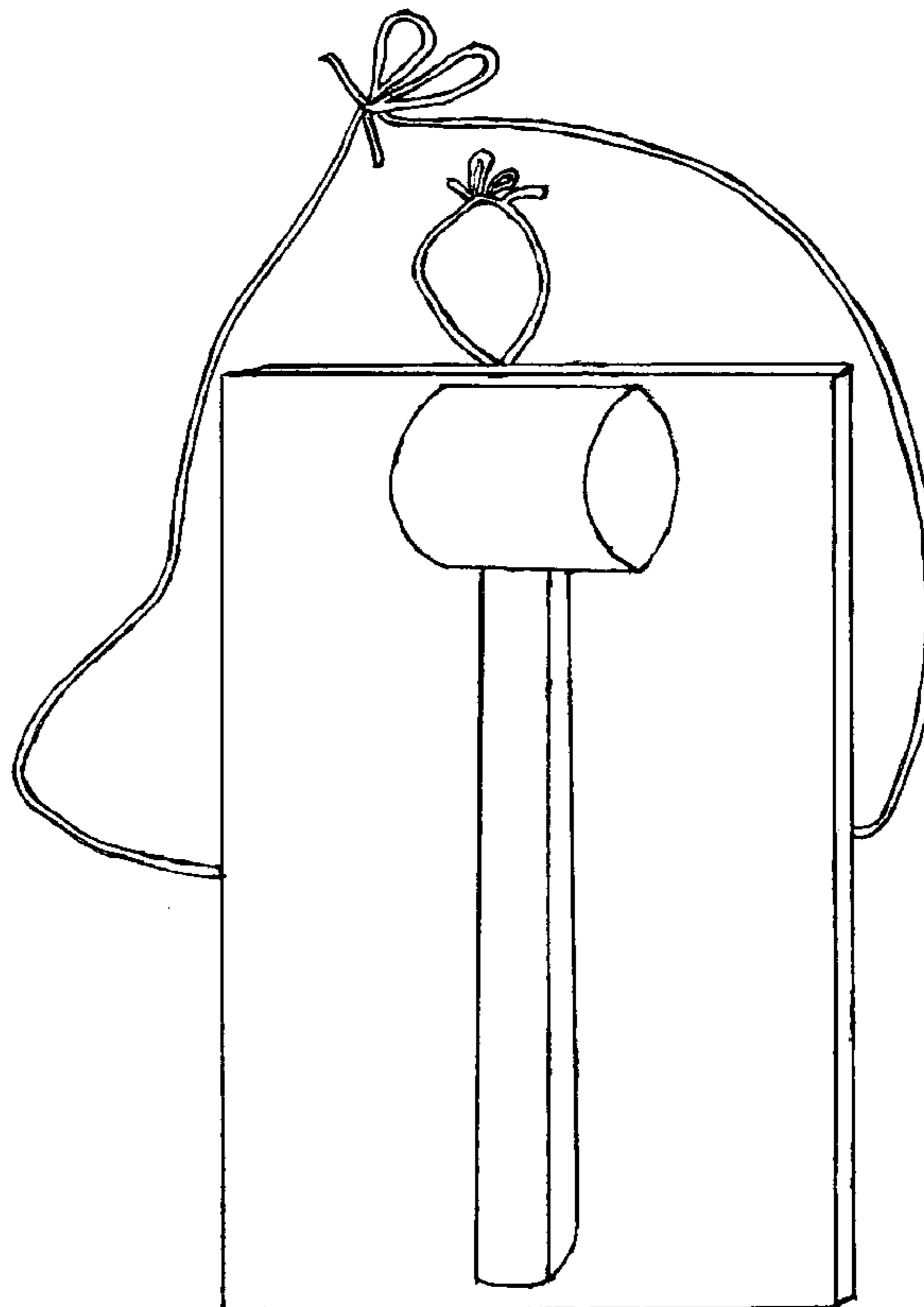
FIG. 1 is a front elevational view of a back support cushion showing my new design

FIG. 2 is a right side perspective view thereof, the left side perspective view being a mirror image; and,

FIG. 3 is a right side view thereof, the rear being a flat surface.

My back support cushion is characterized by an elevated elongated convex shaped middle section with two adjacent elongated flat surfaced structures, and one convoluted section centrally positioned at the top end.

**1 Claim, 3 Drawing Sheets**



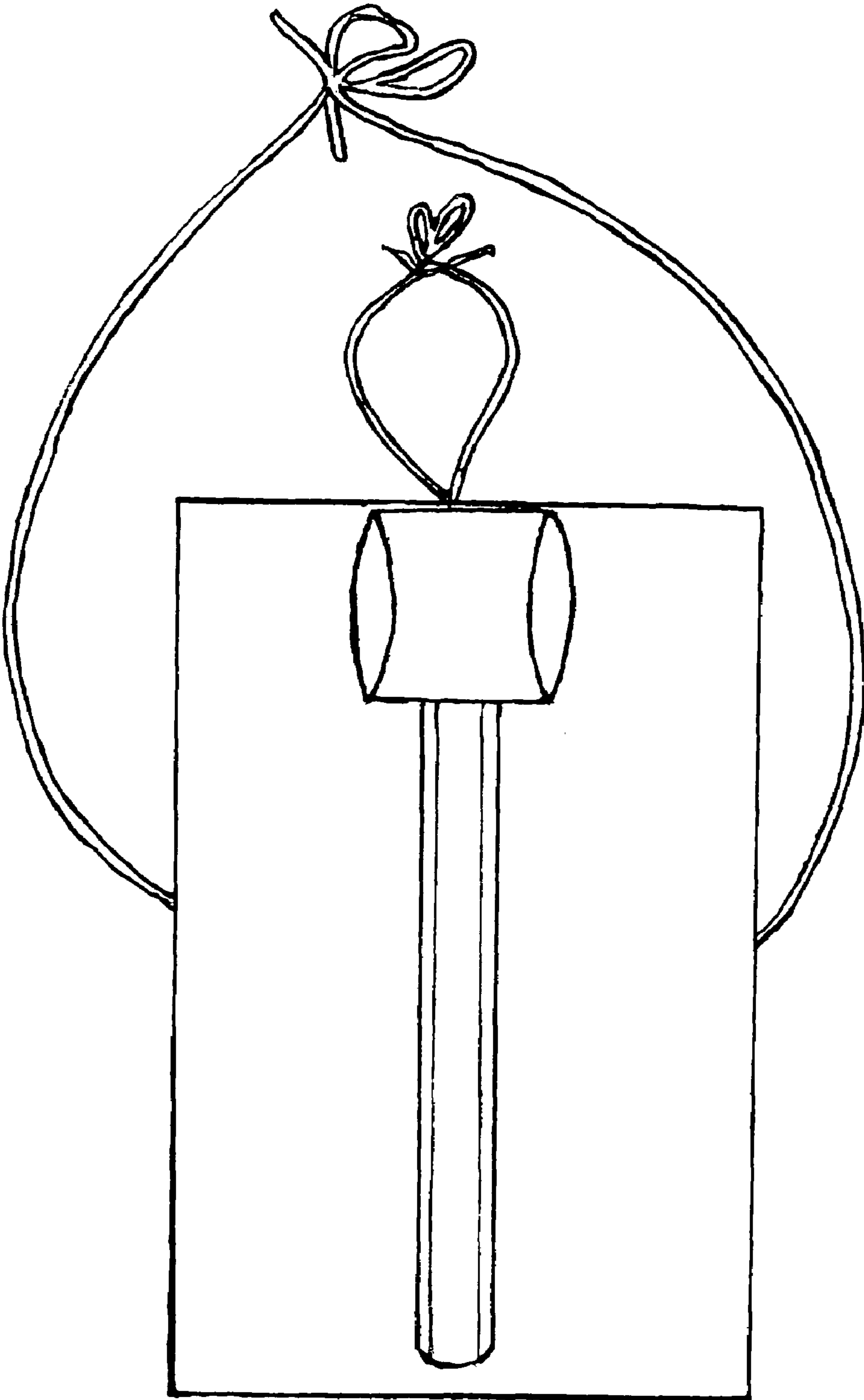


FIG 1




FIG 2

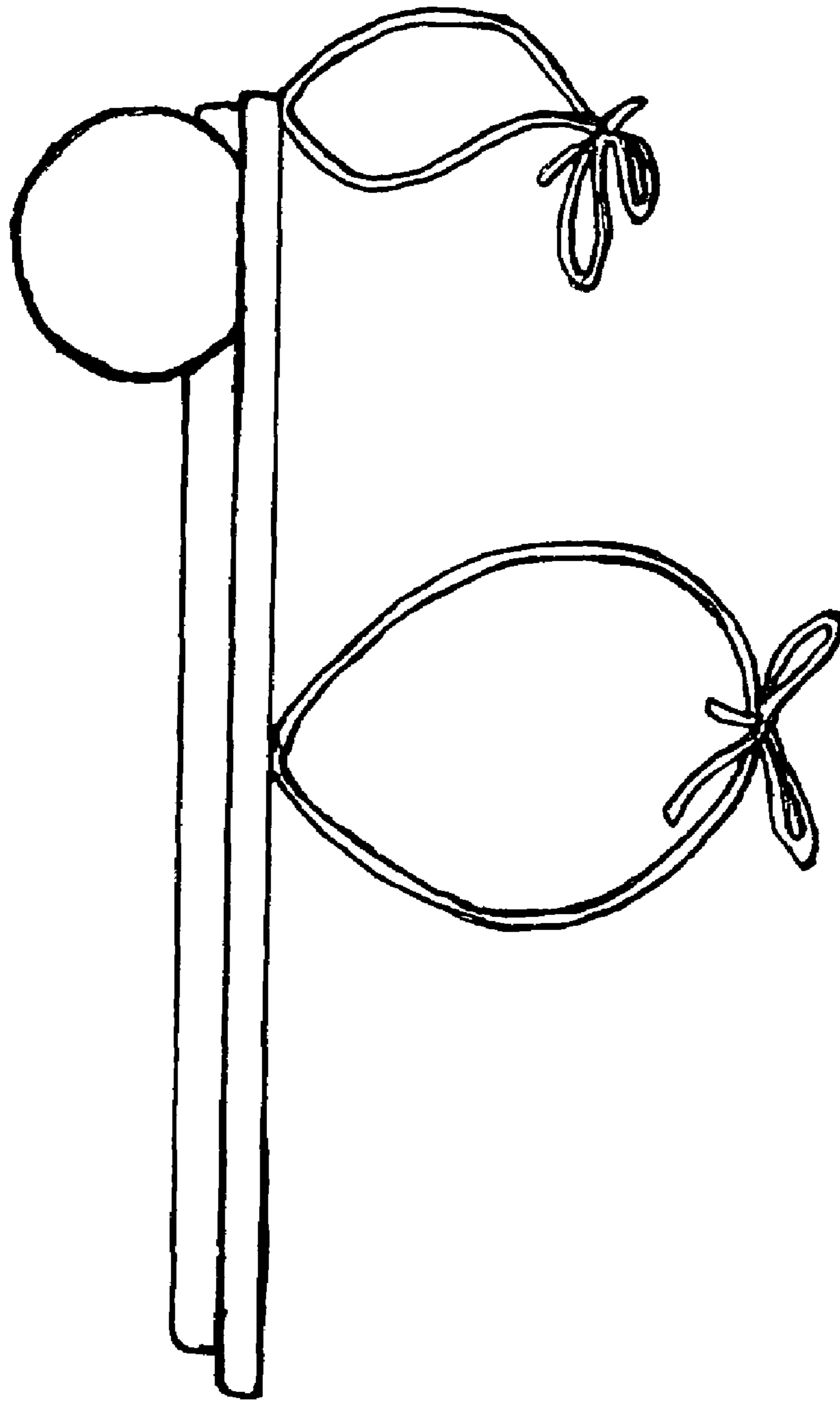


FIG 3