



US00D597337S

(12) **United States Design Patent**  
**Natuzzi**

(10) **Patent No.:** **US D597,337 S**

(45) **Date of Patent:** **\*\* Aug. 4, 2009**

(54) **SOFA**

(75) **Inventor:** **Pasquale Natuzzi**, Santeramo in Colle  
Bari (IT)

(73) **Assignee:** **Natuzzi S.p.A.** (IT)

(\*\*) **Term:** **14 Years**

(21) **Appl. No.:** **29/326,514**

(22) **Filed:** **Oct. 20, 2008**

(51) **LOC (9) Cl.** ..... **06-01**

(52) **U.S. Cl.** ..... **D6/381**

(58) **Field of Classification Search** ..... D6/334,  
D6/341, 371, 372, 373, 374, 375, 381, 491,  
D6/492, 500, 501, 502; 297/232, 233, 239,  
297/300.1, 311, 353, 445.1, 446.1, 448.1,  
297/448.2, 452.11, DIG. 7, DIG. 8; 5/12.1,  
5/12.2

See application file for complete search history.

(56) **References Cited**

**U.S. PATENT DOCUMENTS**

D487,996 S \* 4/2004 Natuzzi ..... D6/381  
D520,260 S \* 5/2006 Natuzzi ..... D6/381

D552,872 S \* 10/2007 Natuzzi ..... D6/381  
D572,916 S \* 7/2008 Galardo et al. .... D6/334  
D576,819 S \* 9/2008 Natuzzi ..... D6/381  
D578,798 S \* 10/2008 Ricci ..... D6/381

\* cited by examiner

*Primary Examiner*—Sandra Snapp

(74) *Attorney, Agent, or Firm*—St. Onge Steward Johnston &  
Reens LLC

(57) **CLAIM**

The ornamental design for a sofa, as shown and described.

**DESCRIPTION**

FIG. 1 is a front perspective view of the sofa of my design;

FIG. 2 is top plan view thereof;


FIG. 3 is a back view thereof;

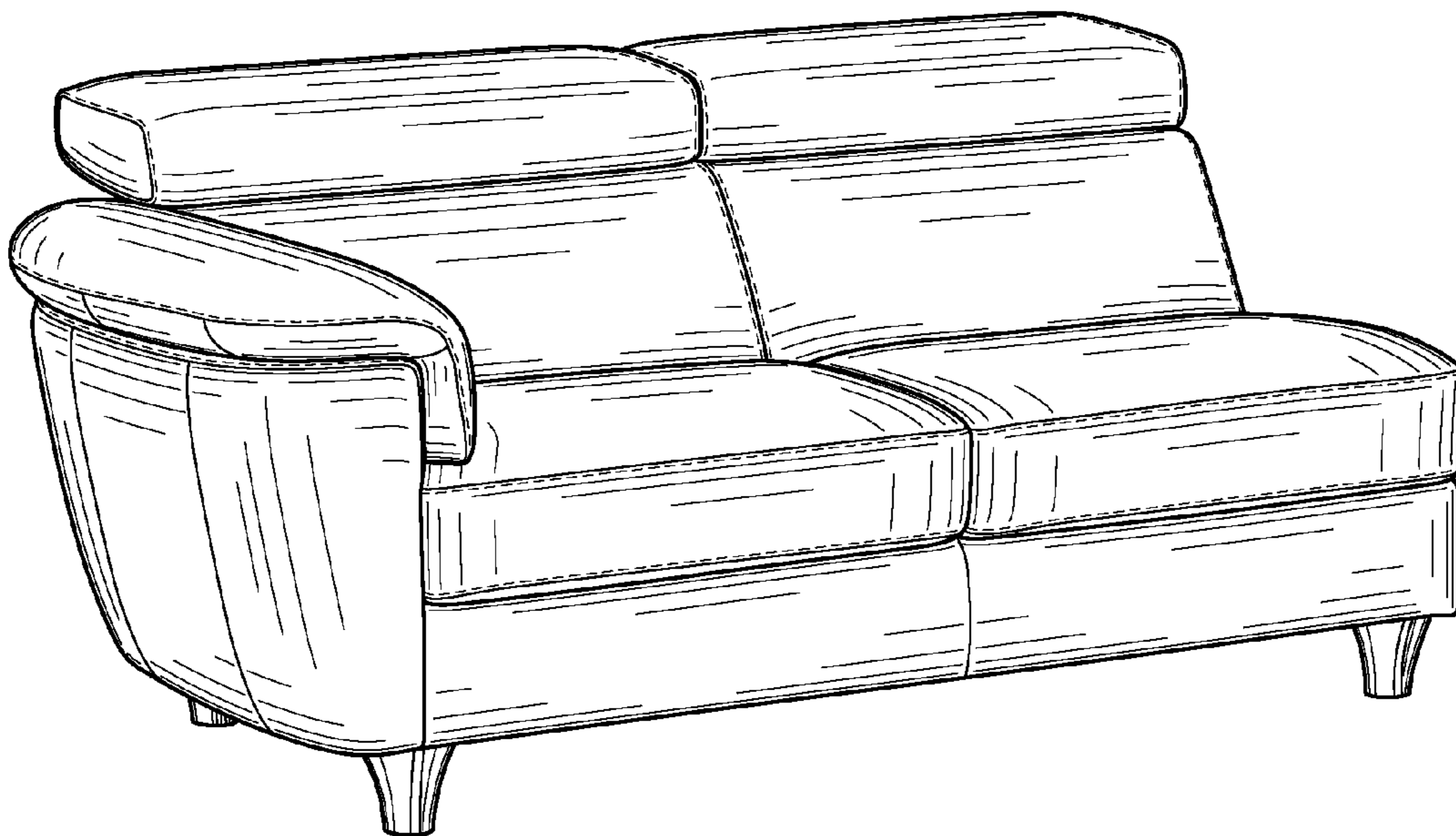
FIG. 4 is a side view thereof; and,

FIG. 5 is an opposite side view thereof.

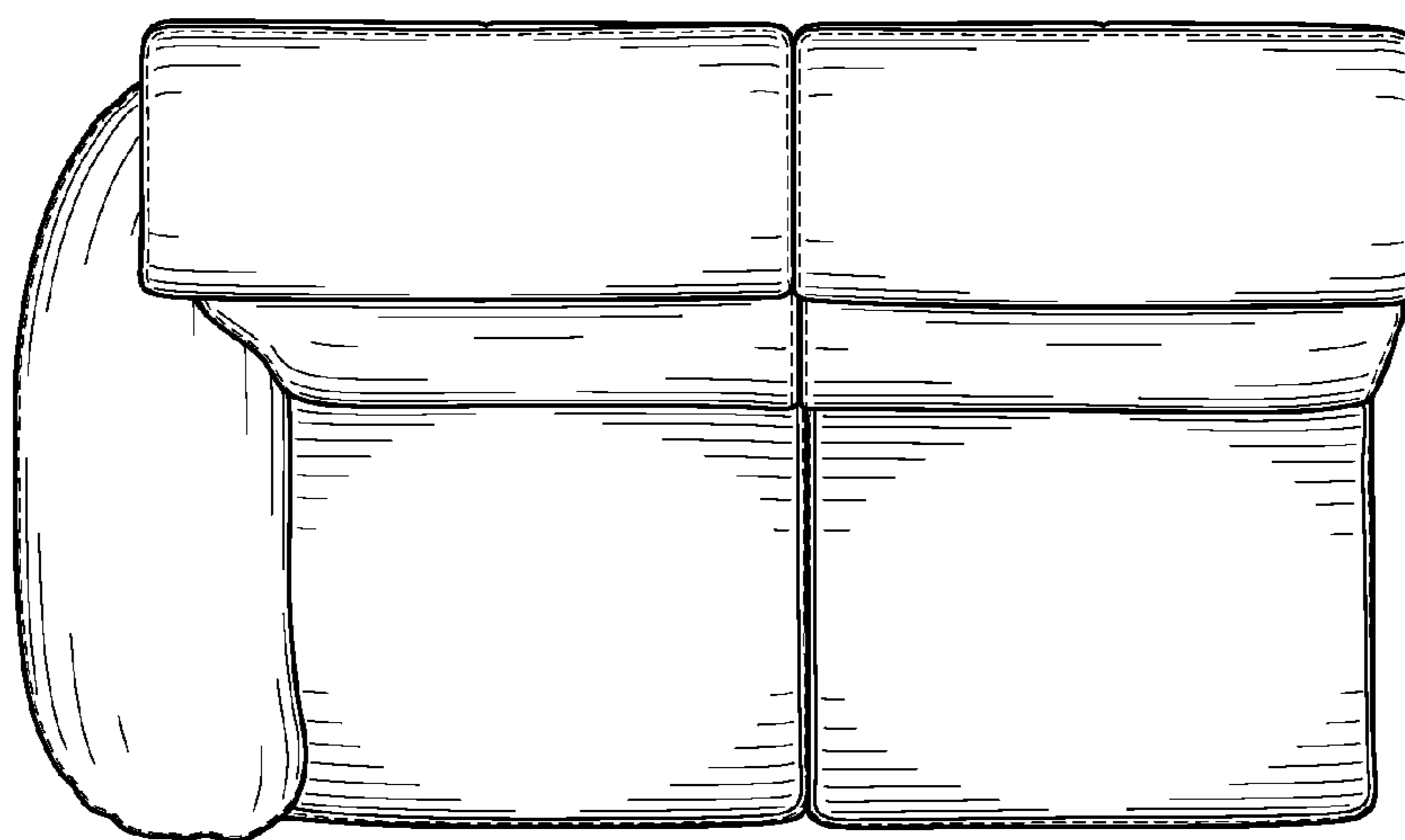
The broken lines shown on the sofa are understood to represent stitching. The dotted lines of the elements in FIG. 5 are for illustrative purposes only and form no part of the claimed design.

**1 Claim, 3 Drawing Sheets**

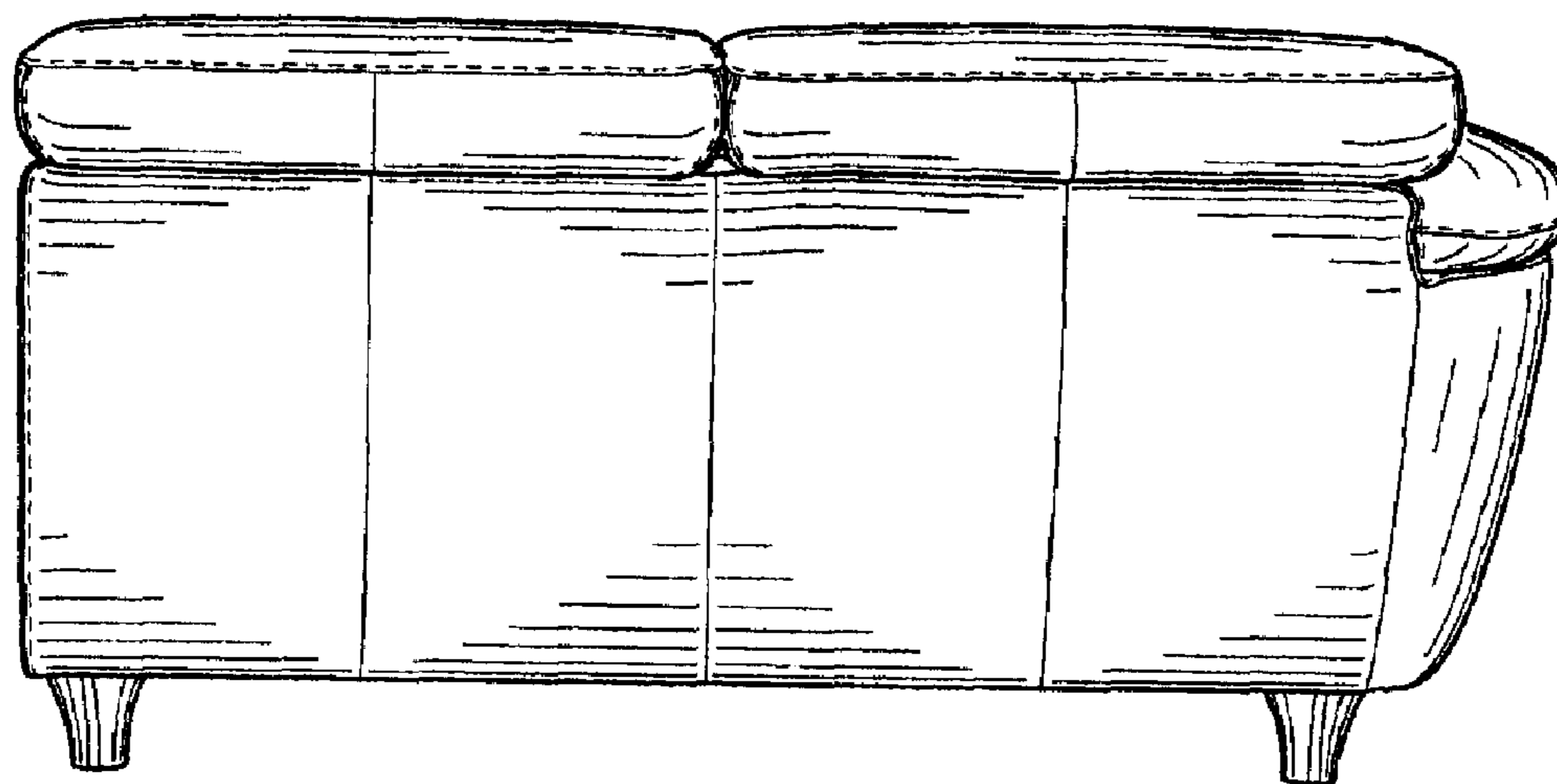




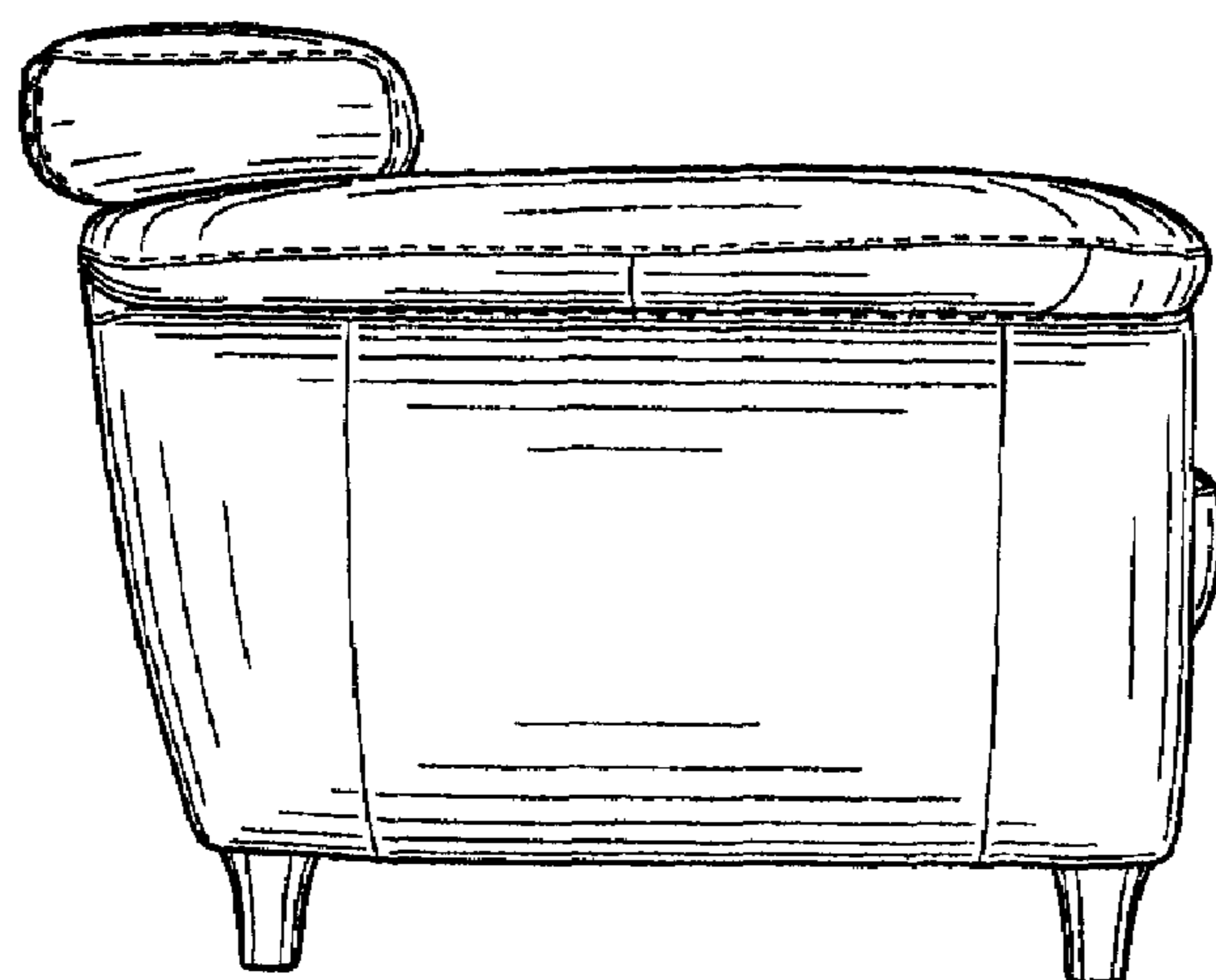
*FIG. 1*



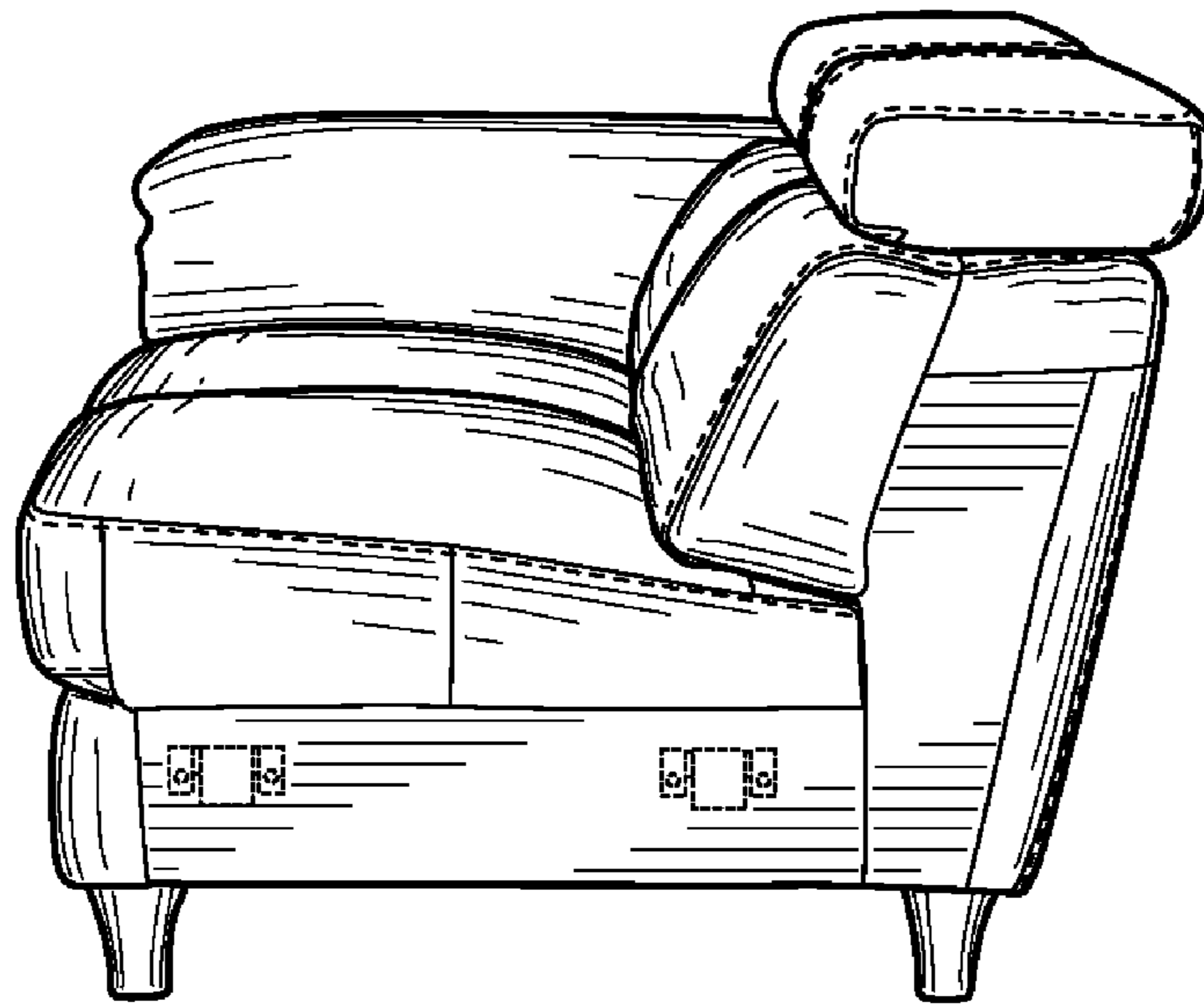
*FIG. 2*



*FIG. 3*



*FIG. 4*



*FIG. 5*