



US00D597328S

(12) **United States Design Patent**
Schweikarth et al.

(10) **Patent No.:** **US D597,328 S**

(45) **Date of Patent:** **** Aug. 4, 2009**

(54) **BENCH**

D360,992 S * 8/1995 Hutton D6/349

D382,124 S * 8/1997 Chandler D6/349

(75) Inventors: **Derek Schweikarth**, Celestine, IN (US);
Josh Butcher, Washington, IN (US);
Meghan Smith, Jasper, IN (US); **Gary**
Meredith, Sr., Dale, IN (US)

(Continued)

(73) Assignee: **Kimball International, Inc.**, Jasper, IN
(US)

OTHER PUBLICATIONS

Gunlocke Product Information, Sojourn, at least as early as Jun. 6,
2008.

(**) Term: **14 Years**

(Continued)

(21) Appl. No.: **29/319,264**

Primary Examiner—Mimosa De

(22) Filed: **Jun. 6, 2008**

(74) *Attorney, Agent, or Firm*—Baker & Daniels LLP

(51) **LOC (9) Cl.** **06-01**

(52) **U.S. Cl.** **D6/355**

(58) **Field of Classification Search** D6/334–335,
D6/349, 352, 353, 355, 374, 397, 383, 384,
D6/480, 500–502; 297/232, 233, 248, 423.1,
297/423.34, 423.39, 461, 462; 5/12.1, 12.2,
5/652, 655.9

(57) **CLAIM**

The ornamental design for a bench, as shown and described.

See application file for complete search history.

DESCRIPTION

(56) **References Cited**

FIG. 1 is a perspective view of a bench according to a first
embodiment of our new design;

U.S. PATENT DOCUMENTS

FIG. 2 is a front/rear view thereof;

2,164,715 A	7/1939	Krainbill	
2,696,870 A *	12/1954	Mende	297/462
2,822,861 A *	2/1958	Parent	297/423.1
D184,081 S *	12/1958	Belz	D6/336
D186,308 S	10/1959	Knoll	
3,931,772 A	1/1976	Puccio et al.	
D261,954 S	11/1981	Aronowitz et al.	
D261,955 S	11/1981	Aronowitz et al.	
D281,208 S	11/1985	Raftery	
D284,142 S	6/1986	Raftery	
D284,428 S	7/1986	Raftery	
D289,239 S	4/1987	Raftery	
D290,559 S	6/1987	Raftery	
D290,788 S	7/1987	Raftery	
D305,842 S	2/1990	Herr	
D327,174 S	6/1992	Hopfer	
D329,543 S	9/1992	Shields	
D338,790 S	8/1993	Glendinning	

FIG. 3 is a left/right side view thereof; and

FIG. 4 is a top view thereof.

FIG. 5 is a perspective view of a bench according to a second
embodiment of our new design;

FIG. 6 is a front/rear view thereof, it being understood that the
left/right side view is the same as FIG. 3; and


FIG. 7 is a top view thereof.

FIG. 8 is a perspective view of a bench according to a third
embodiment of our new design;

FIG. 9 is a front/rear view thereof, it being understood that the
left/right side view is the same as FIG. 3; and,

FIG. 10 is a top view thereof.

1 Claim, 6 Drawing Sheets



U.S. PATENT DOCUMENTS

D396,962 S * 8/1998 Lewis D6/349
D401,790 S 12/1998 Buell
D416,143 S * 11/1999 Ragan D6/397
D427,445 S 7/2000 Gomez
D427,798 S 7/2000 Mourgue
D429,081 S 8/2000 Gomez
D446,039 S 8/2001 Gomez
D474,345 S * 5/2003 Pesso D6/349
D476,819 S 7/2003 Williams et al.
D480,883 S 10/2003 Williams et al.
D482,535 S 11/2003 Williams et al.
D482,536 S 11/2003 Williams et al.
D484,713 S 1/2004 Gomez
D485,086 S 1/2004 Gomez
D493,966 S 8/2004 Rach
D495,514 S 9/2004 Ricci
D498,064 S 11/2004 Gomez
D498,598 S 11/2004 Schweikarth et al.
D501,330 S 2/2005 Gomez
D502,617 S 3/2005 Chang
D511,415 S 11/2005 Pesso

D525,802 S 8/2006 Spear
D527,541 S 9/2006 Natuzzi
D533,365 S 12/2006 Martin
D538,549 S 3/2007 Spear
D539,561 S 4/2007 Martin
D547,967 S 8/2007 Oldham
D560,919 S 2/2008 Simons, Jr.
D564,774 S 3/2008 Woods et al.
D583,578 S * 12/2008 Swanson D6/355

OTHER PUBLICATIONS

JSI Product Information, Connect, at least as early as Jun. 6, 2008.
JSI Product Information, Encore, at least as early as Jun. 6, 2008.
OFS Product Information, Intrigue, at least as early as Jun. 6, 2008.
Davis Product Information, Radius, at least as early as Jun. 6, 2008.
Steelcase Product Information, Bix, at least as early as Jun. 6, 2008.
Carolina Product Information, Enclave, at least as early as Jun. 6, 2008.
Tuohy Product Information, Salone, at least as early as Jun. 6, 2008.
HON Product Information, Perpetual, at least as early as Jun. 6, 2008.

* cited by examiner

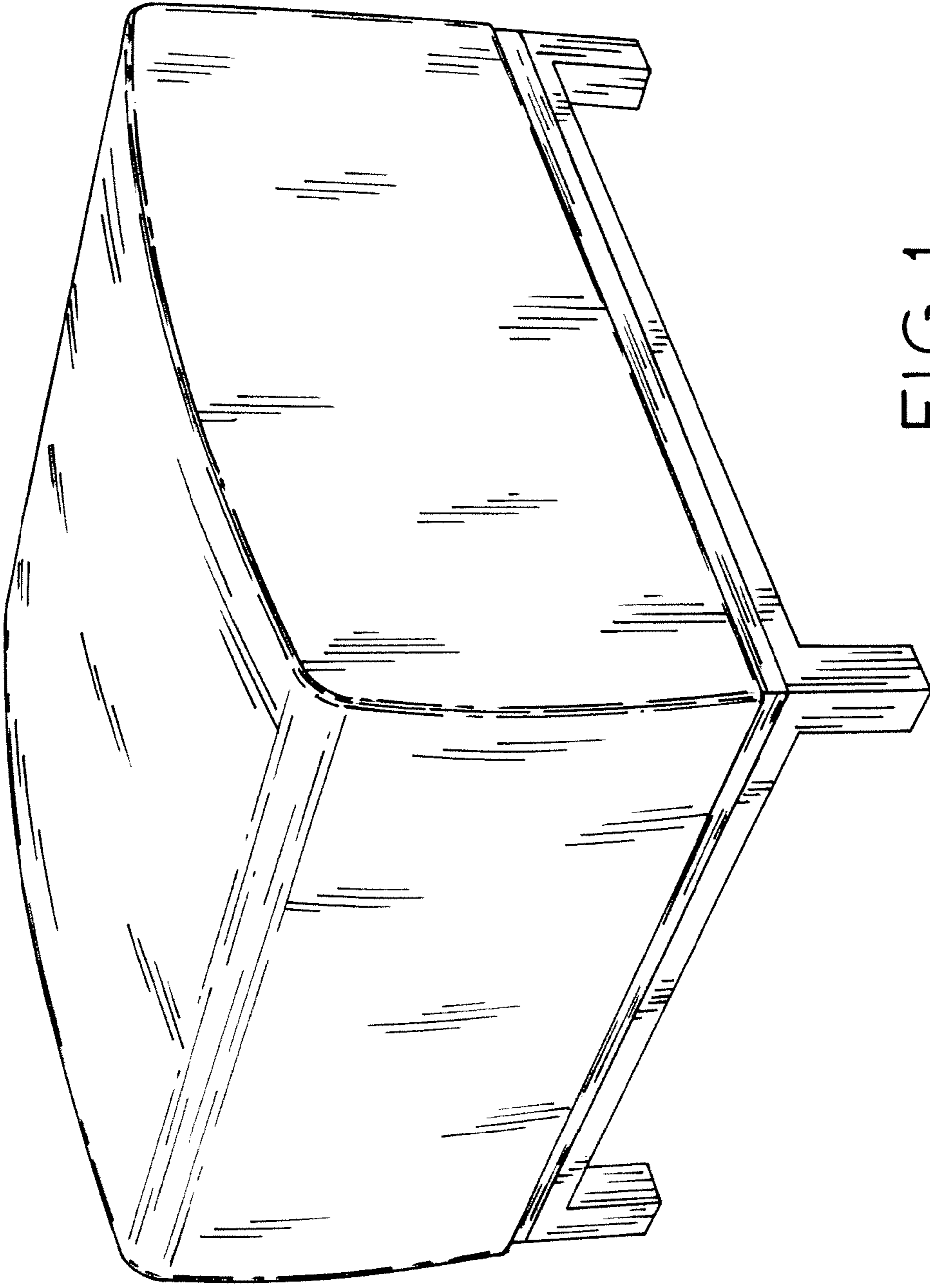


FIG. 1




FIG. 2

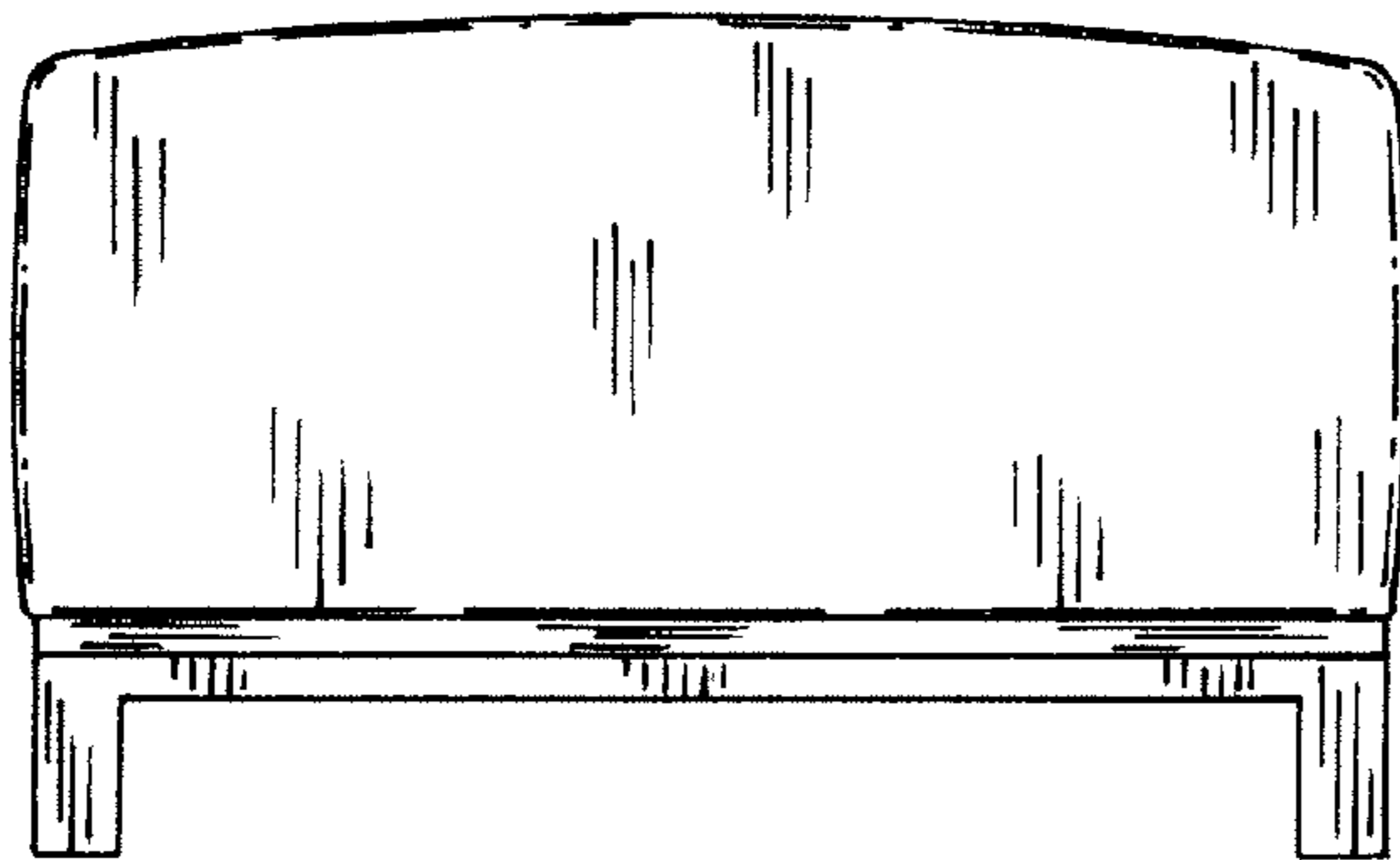


FIG. 3

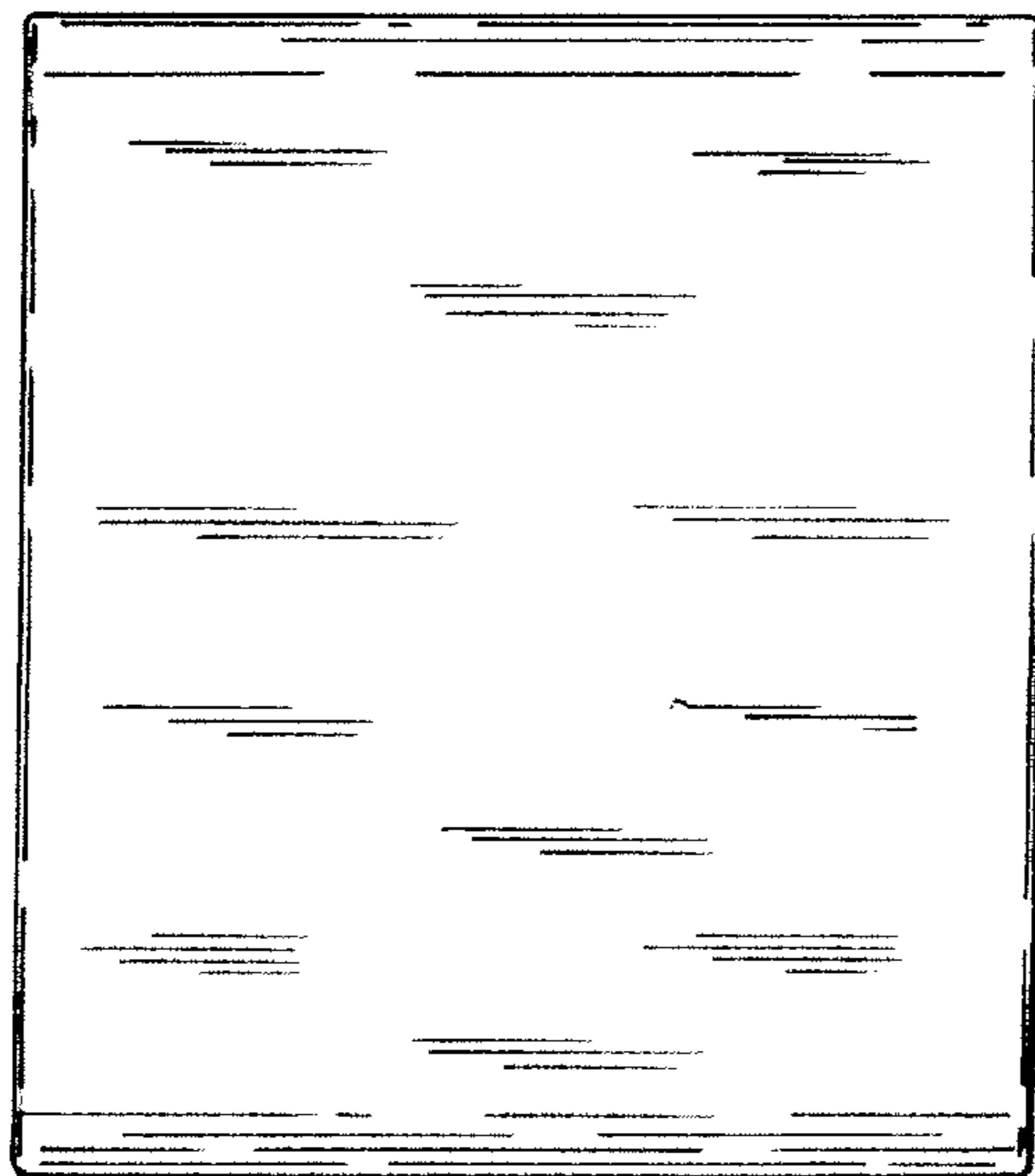


FIG. 4

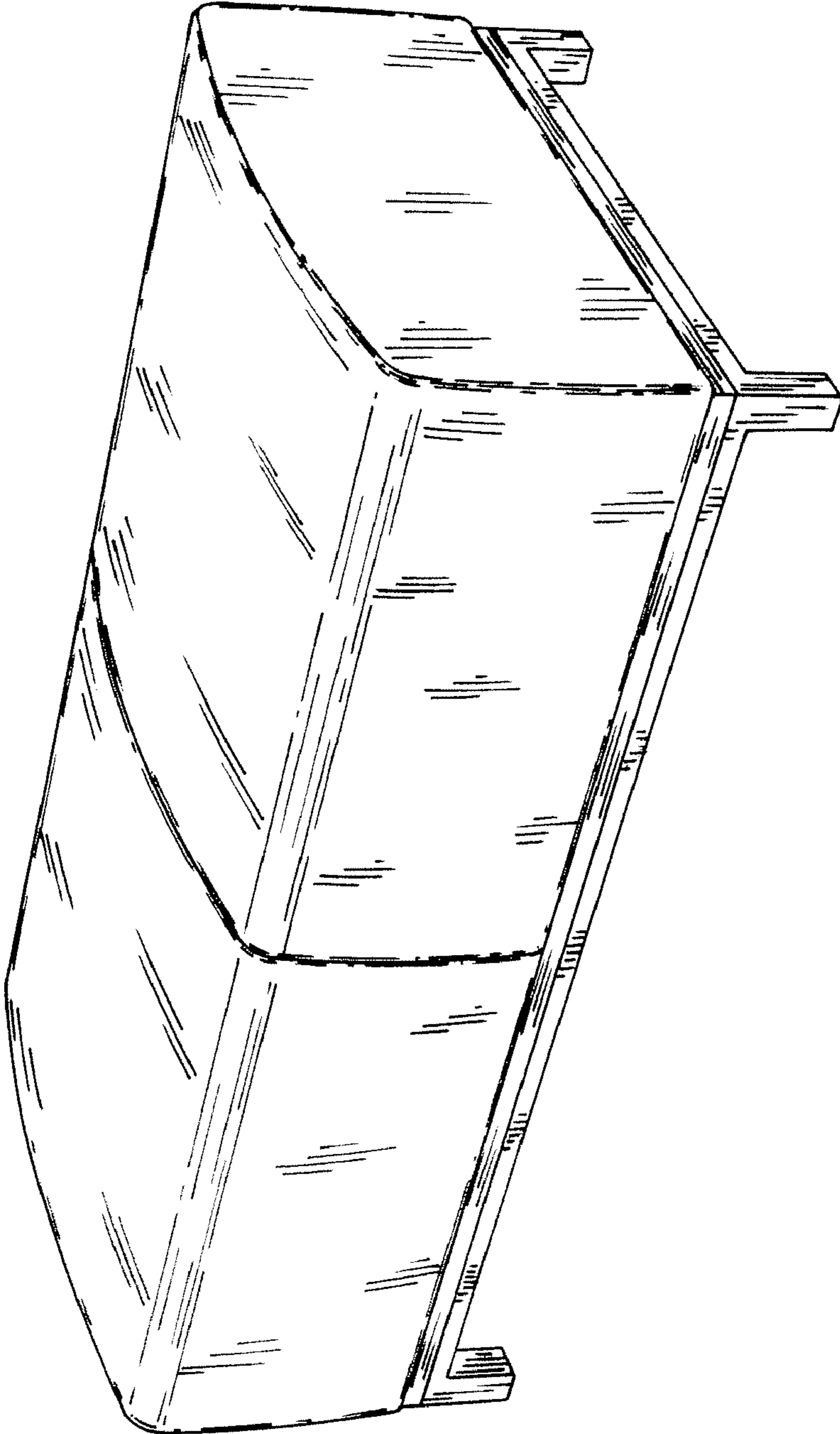


FIG. 5




FIG. 6




FIG. 7

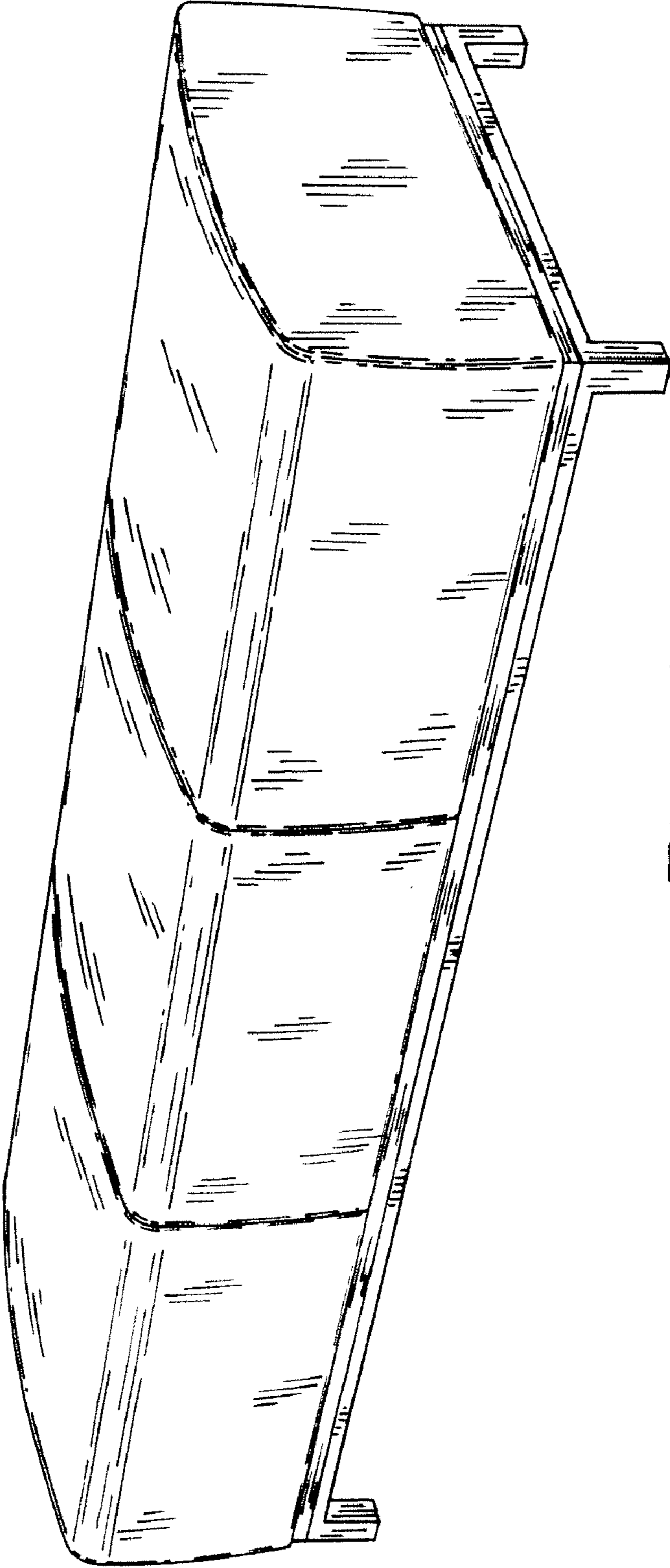


FIG. 8

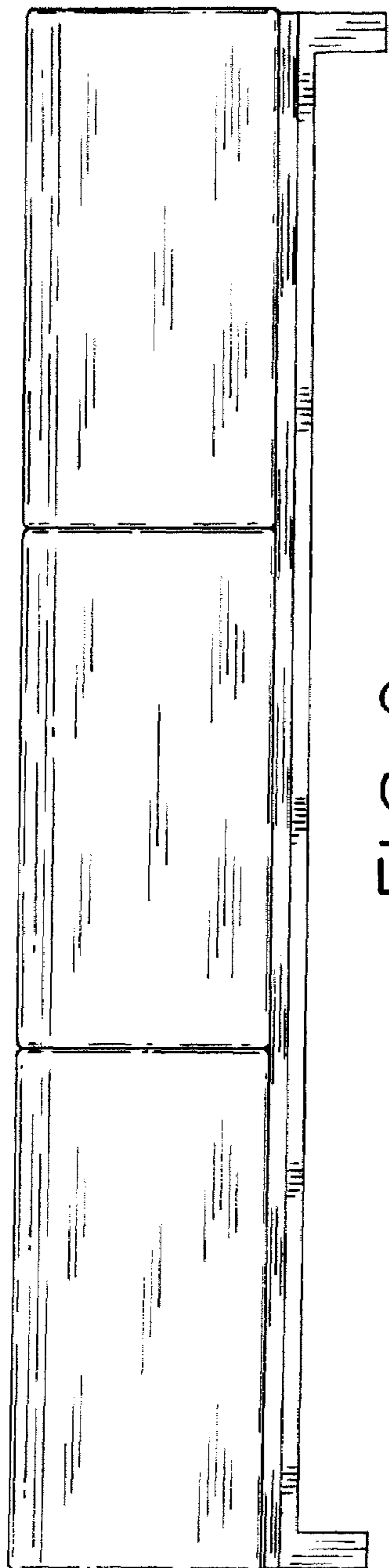


FIG. 9




FIG. 10