



US00D597322S

(12) **United States Design Patent**
Hamlin

(10) **Patent No.:** **US D597,322 S**

(45) **Date of Patent:** **** Aug. 4, 2009**

(54) **ORNAMENT HANGER**

(76) Inventor: **Lynn Hamlin**, Zoom Direct, Inc., 763
Hardscrabble Rd., Chappaqua, NY (US)
10514

(**) Term: **14 Years**

(21) Appl. No.: **29/306,877**

(22) Filed: **Apr. 17, 2008**

(51) **LOC (9) Cl.** **06-08**

(52) **U.S. Cl.** **D6/317; D6/318**

(58) **Field of Classification Search** D6/315,
D6/317, 318; 211/1, 13.1, 85.03, 86.01,
211/106, 183; 223/85-98; D8/370
See application file for complete search history.

(56) **References Cited**

U.S. PATENT DOCUMENTS

D334,668	S	*	4/1993	Miyahara	D6/317
D358,036	S	*	5/1995	Miyahara	D6/317
D416,692	S	*	11/1999	Gonzaga	D6/317
D424,815	S	*	5/2000	Gonzaga	D6/317
D465,339	S	*	11/2002	Lin	D6/318
D490,250	S	*	5/2004	Sugita	D6/318
D492,128	S	*	6/2004	Sugita	D6/317

D507,889	S	*	8/2005	Miller	D6/317
D511,414	S	*	11/2005	Miller	D6/317
D514,828	S	*	2/2006	Miller	D6/317

* cited by examiner

Primary Examiner—Stella M Reid

Assistant Examiner—Shanda C Hill

(74) *Attorney, Agent, or Firm*—Kathy Mojibi Kavcioglu

(57) **CLAIM**

The ornamental design for an ornament hanger, as shown and described.

DESCRIPTION

FIG. 1 is a perspective view of an ornament hanger showing my new design;

FIG. 2 is a front view thereof;

FIG. 3 is a right side view thereof;

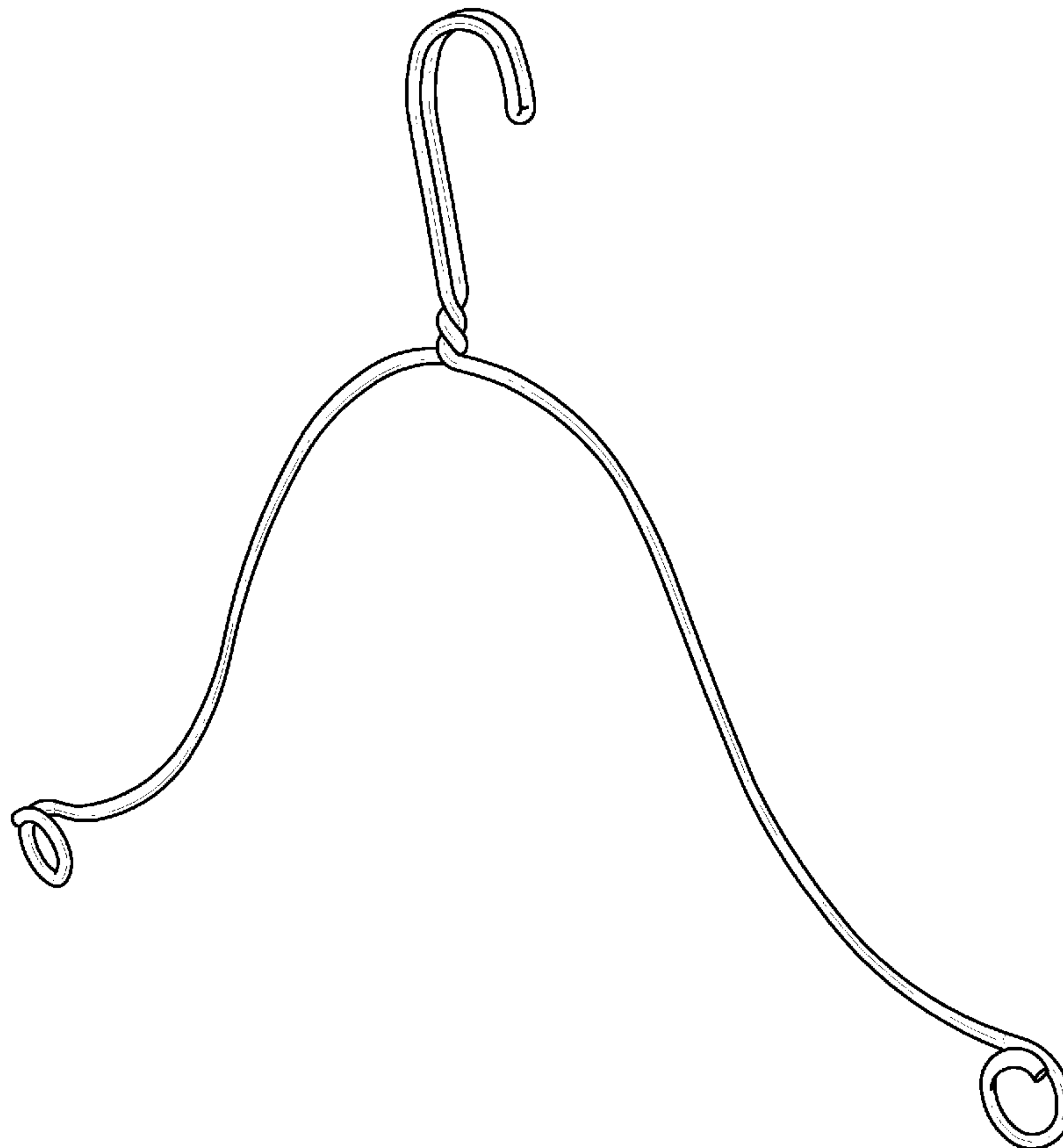
FIG. 4 is a left side view thereof;

FIG. 5 is a rear view thereof;

FIG. 6 is a top plan view thereof; and,

FIG. 7 is a bottom view thereof.

1 Claim, 5 Drawing Sheets



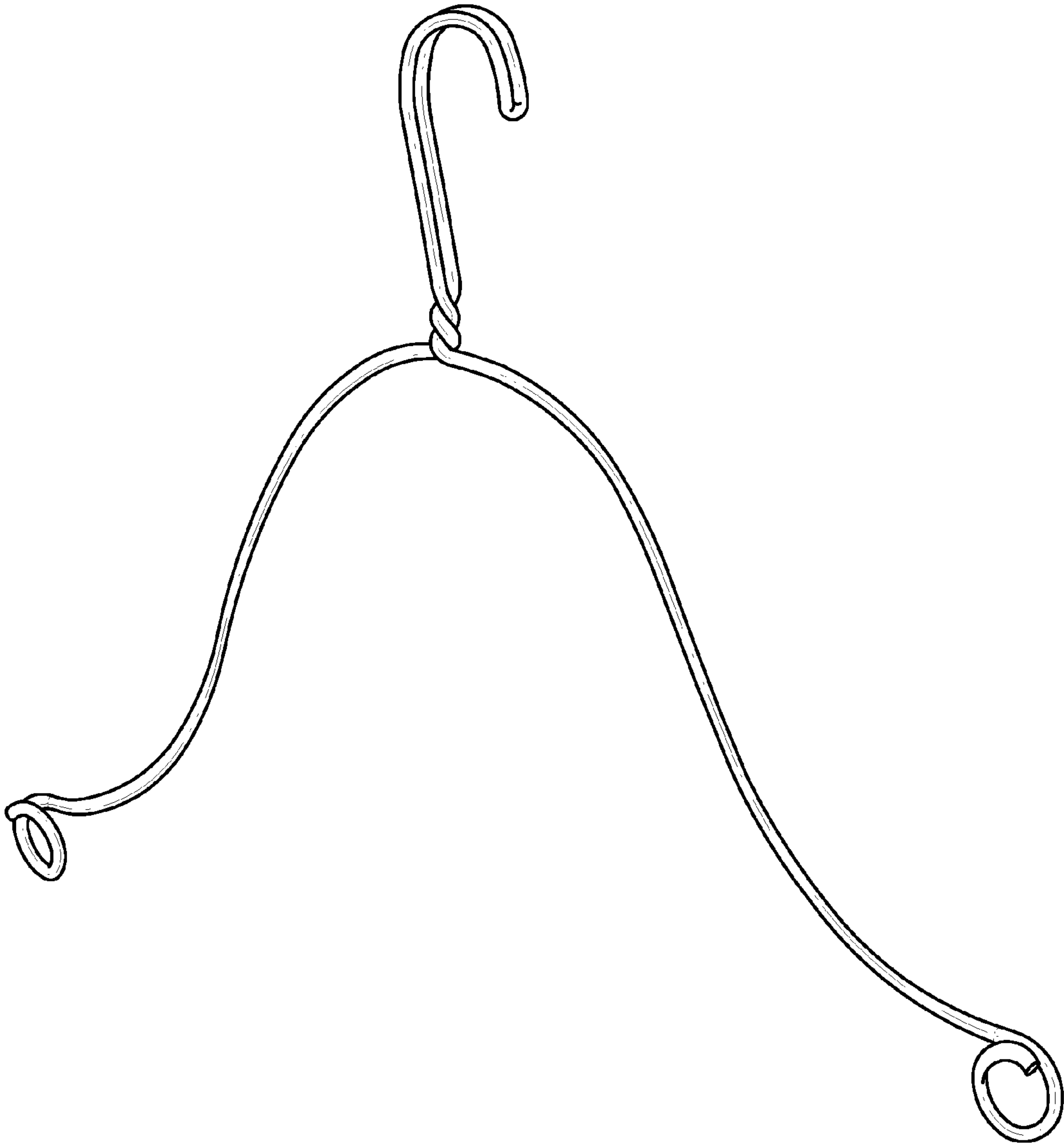


FIG. 1

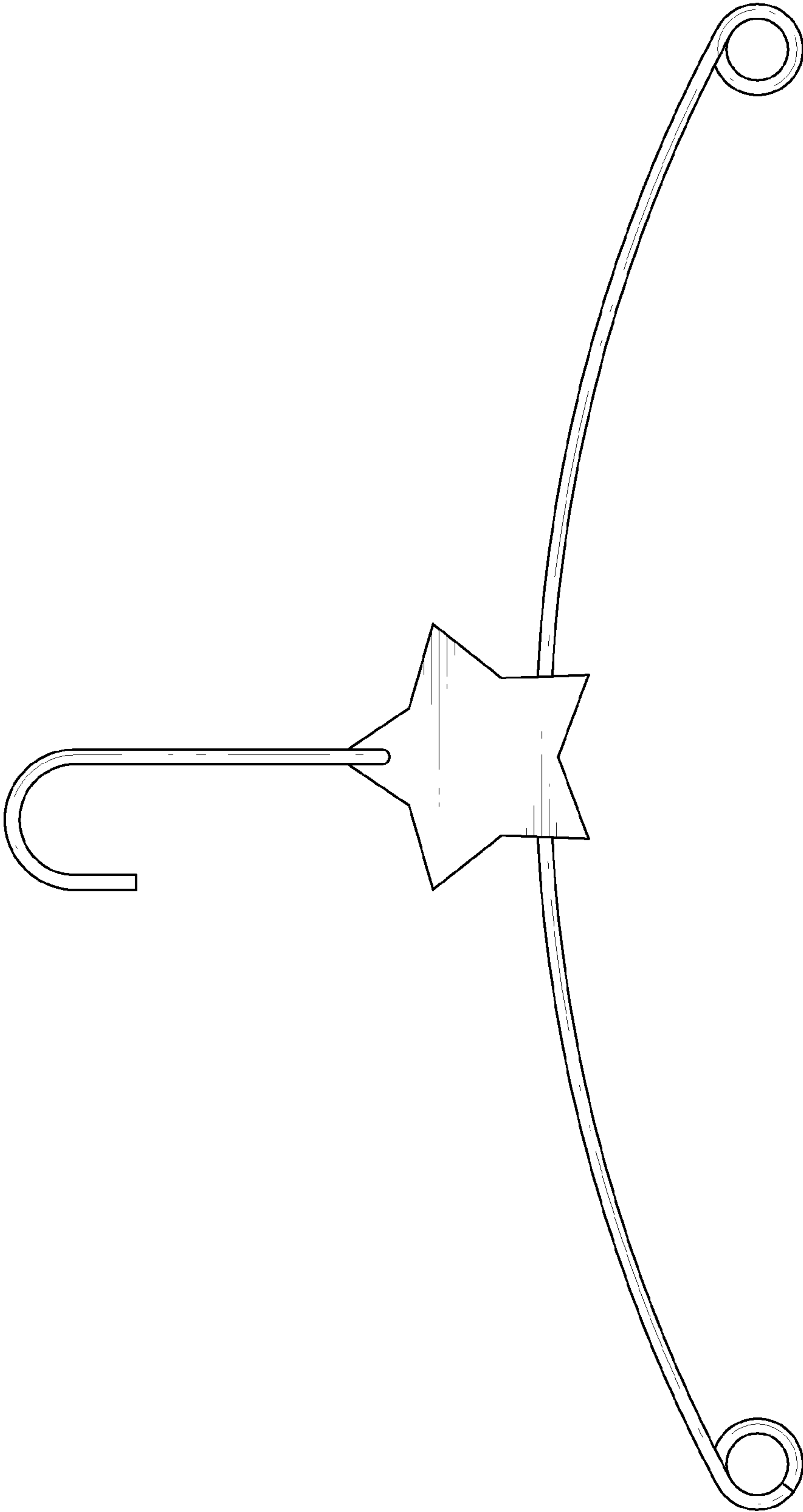


FIG. 2

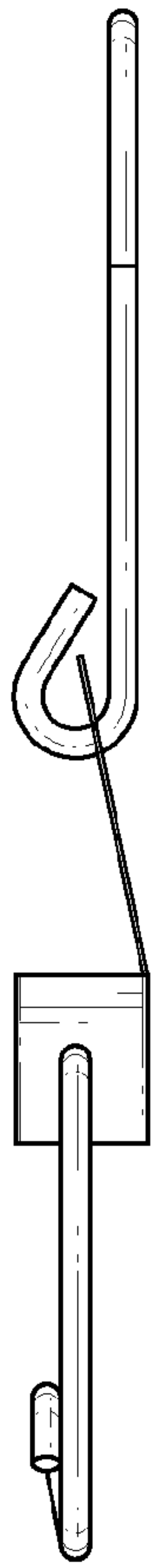


FIG. 3

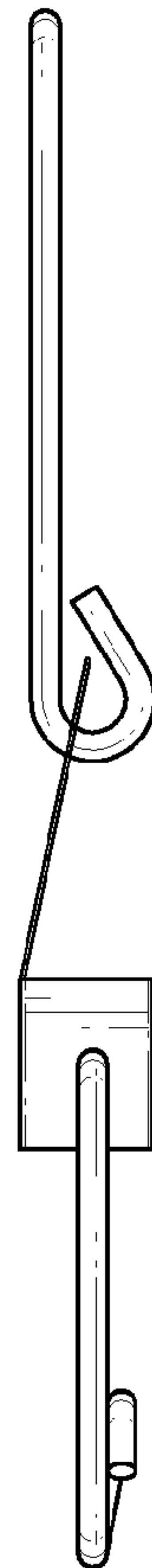


FIG. 4

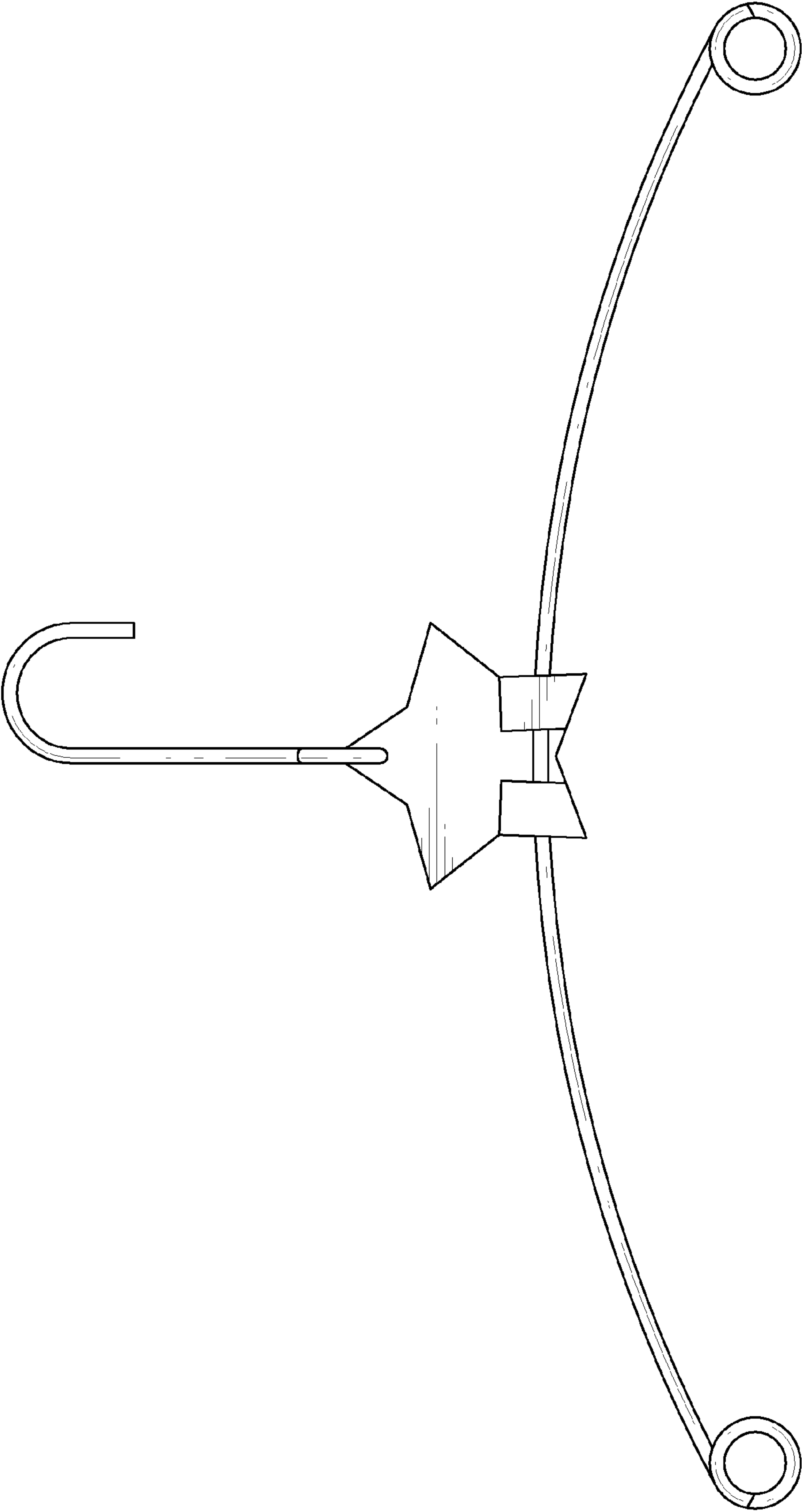


FIG. 5

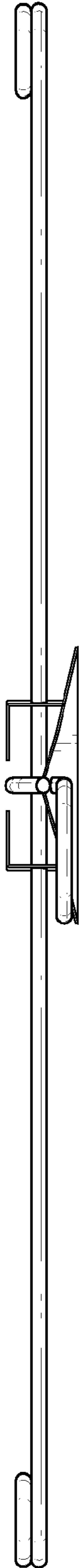


FIG. 6

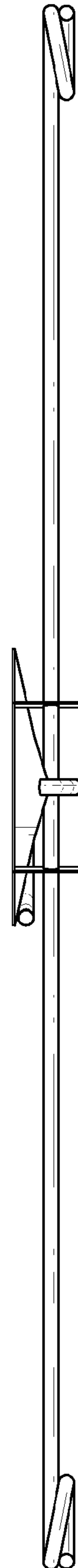


FIG. 7