



US00D597310S

(12) **United States Design Patent**
Knutson et al.

(10) **Patent No.:** **US D597,310 S**

(45) **Date of Patent:** **** Aug. 4, 2009**

(54) **EIGHT SIDED FOOD CONTAINER**

(75) Inventors: **Lawrence M. Knutson**, Prior Lake, MN (US); **Richard L. Knutson**, Prior Lake, MN (US); **Sheryl F. Knutson**, Prior Lake, MN (US)

(73) Assignee: **Decra Stone, Inc.**, Prior Lake, MN (US)

(**) Term: **14 Years**

(21) Appl. No.: **29/310,897**

(22) Filed: **Sep. 17, 2008**

D115,818 S	7/1939	Heisey
D118,819 S	2/1940	Herpel
D137,512 S	3/1944	Laure
D154,730 S	8/1949	Zabel et al.
D158,033 S	4/1950	Zabel et al.
D170,663 S	10/1953	Smith
2,787,821 A	4/1957	Shukait
3,067,039 A	12/1962	Crane
D213,491 S	3/1969	Beeman
D213,492 S	3/1969	Beeman
D223,189 S	3/1972	Dittman
D240,355 S	6/1976	Chadbourne

Related U.S. Application Data

(63) Continuation-in-part of application No. 29/299,931, filed on Jan. 7, 2008, now abandoned.

(51) **LOC (9) Cl.** **03-01**

(52) **U.S. Cl.** **D3/306**

(58) **Field of Classification Search** D3/304-309, D3/277; D9/531, 456, 429; 217/122-125; D7/23, 27, 28, 30, 32, 37; 144/333; 147/48; 150/48-51; 206/44 K, 557; 220/19, 914
See application file for complete search history.

(56) **References Cited**

U.S. PATENT DOCUMENTS

45,571 A	12/1864	Ainsworth	
137,368 A	4/1873	Higgins	
670,848 A *	3/1901	Cutcliff	217/122
D35,040 S	9/1901	Handy	
799,405 A	9/1905	Ryan	
881,919 A	3/1908	Griffin	
904,026 A *	11/1908	Styers	217/122
1,153,906 A *	9/1915	Greenlee et al.	217/122
1,176,052 A	3/1916	Hagarty	
D99,857 S	6/1936	Fisher	
D104,712 S	5/1937	Williams	
D111,504 S	9/1938	Bennett	
D112,168 S	11/1938	Bennett	
D115,205 S	6/1939	Heisey	
D115,398 S	6/1939	Heath	

(Continued)

OTHER PUBLICATIONS

Pg. 26 and 27 from "Art of the Basket" by Bryan Sentance published 2001.*

Primary Examiner—T. Chase Nelson
Assistant Examiner—Eric L Goodman
(74) *Attorney, Agent, or Firm*—Moore & Hansen, PLLP

(57) **CLAIM**

The ornamental design for an eight sided food container, as shown and described.

DESCRIPTION

FIG. 1 is a perspective view of a container showing an embodiment of our new design and taken from above the container;

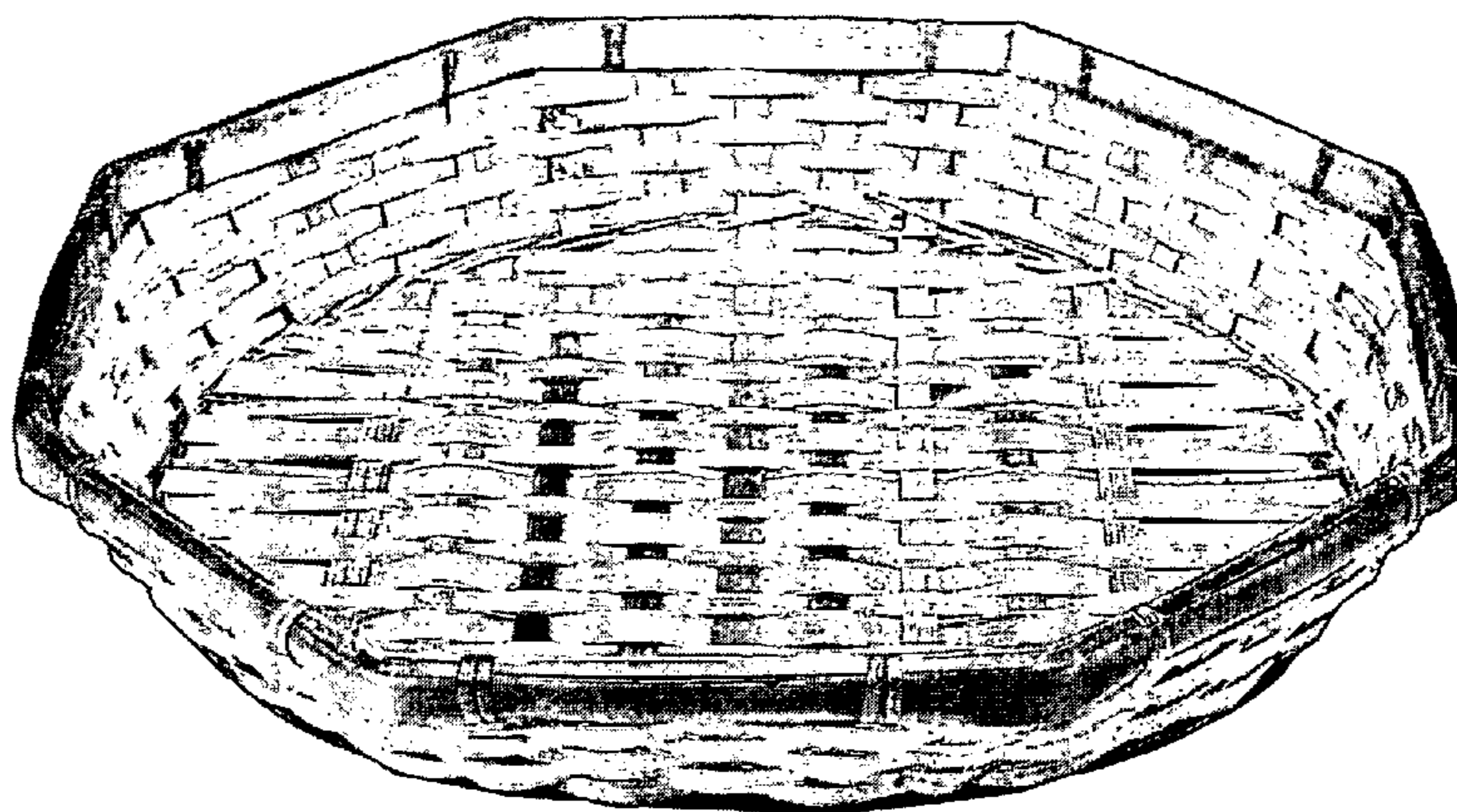
FIG. 2 is a top plan view of the container shown in FIG. 1;

FIG. 3 is an elevation view of the container shown in FIG. 1;

FIG. 4 is a perspective view of the container of FIG. 1 taken from below the container; and,

FIG. 5 is a bottom plan view of the container of FIG. 1.

1 Claim, 3 Drawing Sheets



US D597,310 S

Page 2

U.S. PATENT DOCUMENTS

4,181,234 A	1/1980	Feighan	D410,146 S	5/1999	Longaberger	
D259,985 S	7/1981	Drumm	5,900,264 A *	5/1999	Gics	426/107
D263,668 S	4/1982	Knutson	5,984,130 A *	11/1999	Hayes et al.	220/574
D271,651 S	12/1983	Knutson	D426,386 S	6/2000	Lacy et al.	
D271,835 S	12/1983	Knutson	D435,729 S	1/2001	Lacy et al.	
D299,800 S	2/1989	Natori	D458,450 S	6/2002	Lacy et al.	
D304,121 S	10/1989	Gabayno	D459,582 S	7/2002	Lacy et al.	
D311,984 S	11/1990	Jeresano	D459,889 S	7/2002	Lacy et al.	
D312,344 S	11/1990	Vivas	D463,122 S	9/2002	Lacy et al.	
D312,910 S	12/1990	Jeresano	D468,536 S	1/2003	Corp et al.	
D312,911 S	12/1990	Jeresano	D471,015 S	3/2003	Lacy et al.	
D313,494 S	1/1991	Vivas	D472,050 S	3/2003	Lacy et al.	
D321,073 S	10/1991	Azures	D490,611 S	6/2004	Lefever et al.	
D321,967 S	11/1991	Lumaban	D516,815 S	3/2006	Peller et al.	
D332,857 S	1/1993	Cooper	D536,172 S	2/2007	Baez	
			2004/0079672 A1 *	4/2004	D'Olimpio et al.	206/565

* cited by examiner

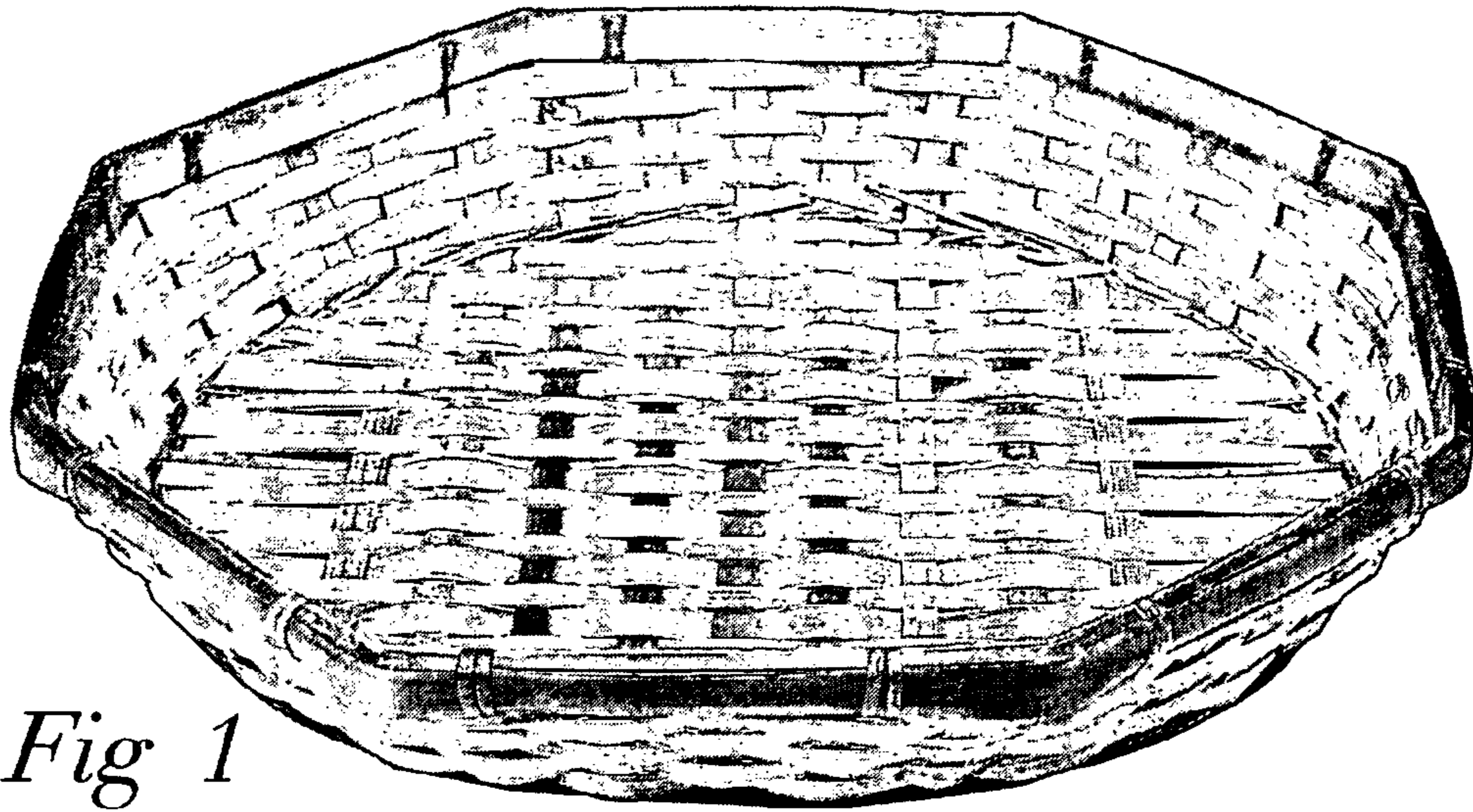


Fig 1

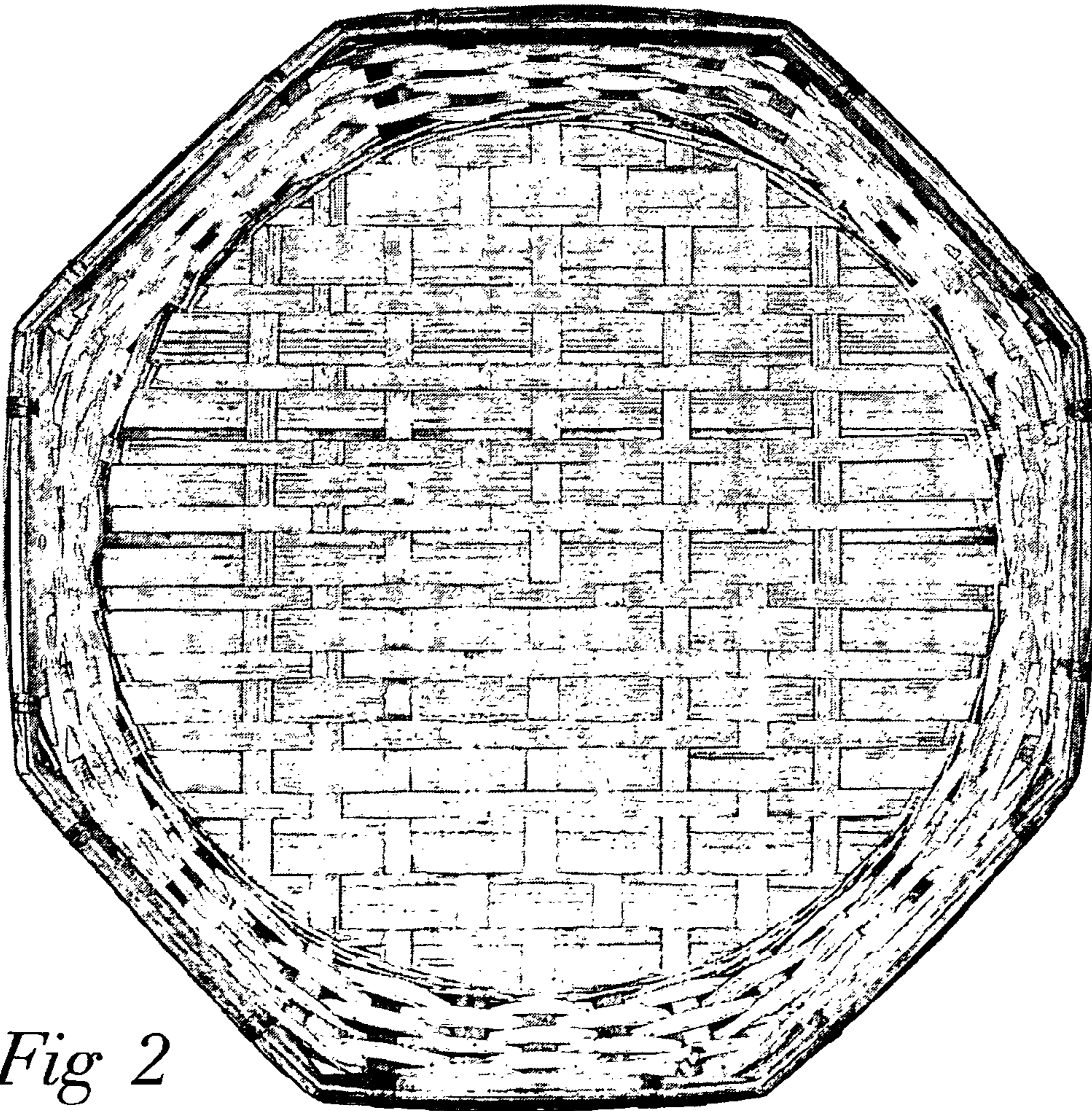


Fig 2




Fig 3

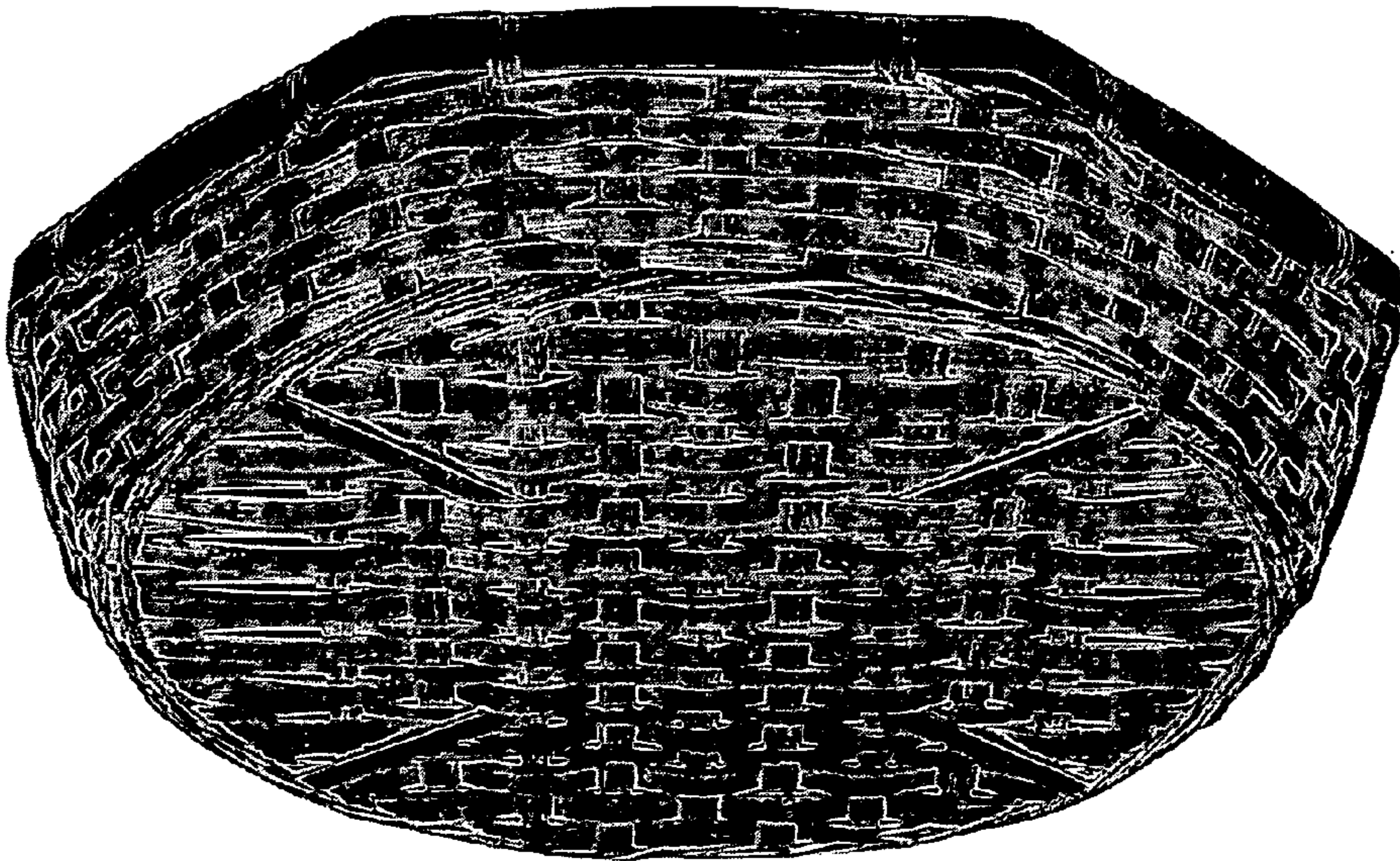


Fig 4

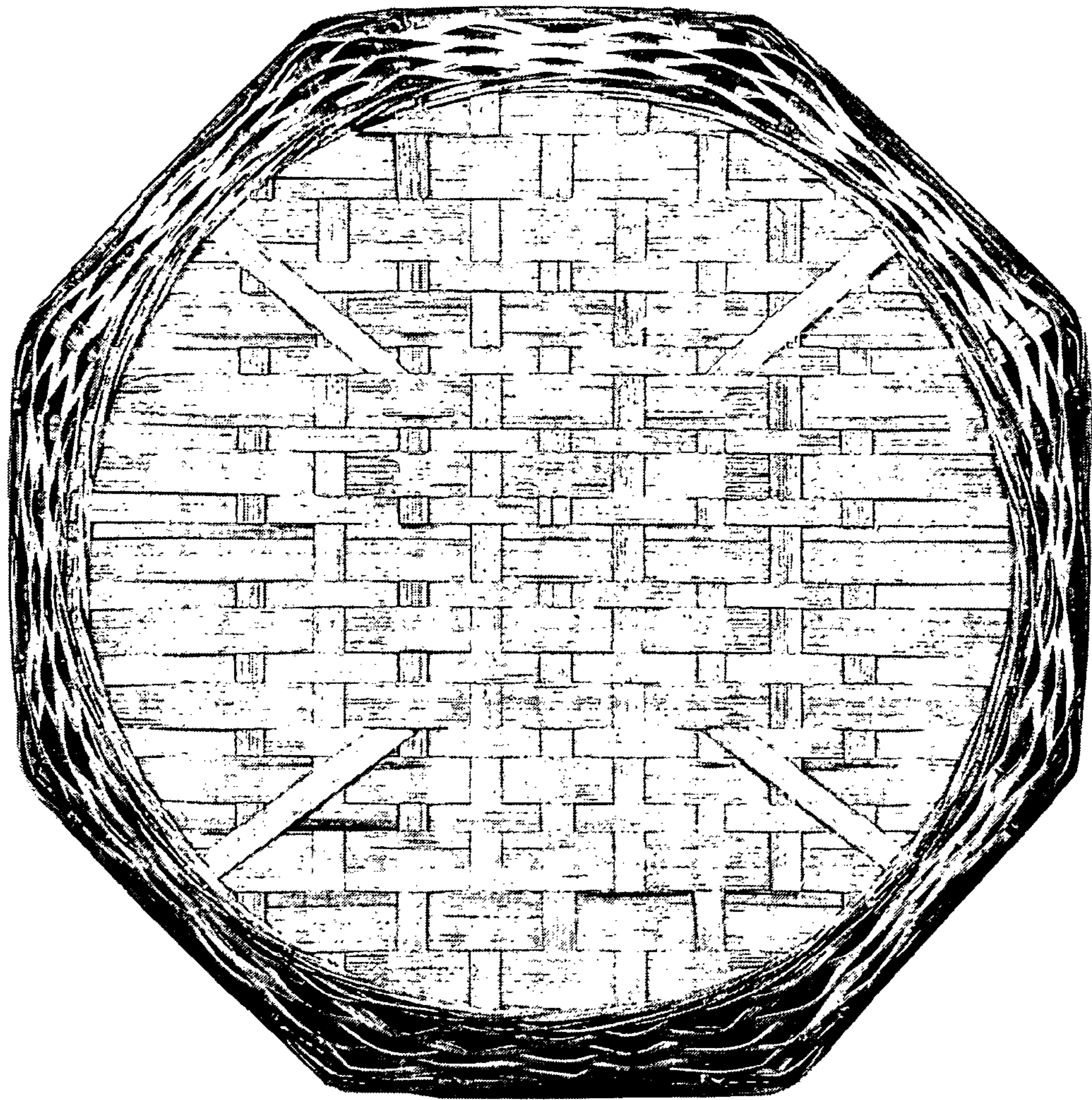


Fig 5