



US00D597303S

(12) **United States Design Patent**
Billauer

(10) **Patent No.:** **US D597,303 S**

(45) **Date of Patent:** **** Aug. 4, 2009**

(54) **CABOCHON-COVERED, CLASP-TOP
HANDBAG**

(76) **Inventor:** **Barbara Billauer**, 2867 Tilden St., NW.,
Washington, DC (US) 20008

(**) **Term:** **14 Years**

(21) **Appl. No.:** **29/309,650**

(22) **Filed:** **Sep. 19, 2008**

(51) **LOC (9) Cl.** **03-01**

(52) **U.S. Cl.** **D3/232**

(58) **Field of Classification Search** D3/232-233,
D3/240-252; 150/100, 103-104, 106-110,
150/113-114, 118-119, 130-132

See application file for complete search history.

(56) **References Cited**

U.S. PATENT DOCUMENTS

D122,632 S *	9/1940	Brody	D3/245
D144,114 S *	3/1946	Kaphan	D3/245
D169,746 S *	6/1953	Hardy	D3/242
D170,118 S *	8/1953	Hardy	D3/242
D172,005 S *	4/1954	Collis	D3/242
4,073,853 A	2/1978	Chestnov		
D248,057 S	5/1978	Heimler et al.		
4,157,272 A	6/1979	Kuroda		
4,160,685 A	7/1979	Kuroda		
4,209,354 A	6/1980	Kuroda		
D263,520 S	3/1982	Poe		
4,345,958 A	8/1982	Kuroda		
D268,304 S	3/1983	Schimmel		
D269,826 S	7/1983	Ko		
4,401,209 A	8/1983	Salmond et al.		
D275,355 S	9/1984	Durand		
D275,357 S	9/1984	Durand		
D300,414 S	3/1989	Horosko		
4,880,377 A	11/1989	Ficho		
D338,557 S	8/1993	Papernik		

5,494,734 A	2/1996	Widders
5,506,009 A	4/1996	Stolzman et al.
D384,205 S	9/1997	Fink
D396,556 S	8/1998	Nagayoshi
5,992,176 A	11/1999	Arbogast

(Continued)

OTHER PUBLICATIONS

Swarovski Crystal-Trim Bag. *Elle Magazine*, Jul. 8, 2008, No. 275, p. 74.

Primary Examiner—Holly H Baynham

(74) *Attorney, Agent, or Firm*—Patton Boggs LLP

(57) **CLAIM**

The ornamental design for a cabochon-covered, clasp-top handbag, as shown and described.

DESCRIPTION

FIG. 1 is a front elevational perspective view of a cabochon-covered, clasp-top handbag showing my handbag design;

FIG. 2 is a rear elevational view thereof;

FIG. 3 is a left side elevational view thereof;

FIG. 4 is a top plan view thereof; and

FIG. 5 is a bottom plan view thereof;

FIG. 6 is a front elevational perspective view of a second embodiment thereof;

FIG. 7 is a rear elevational view thereof;

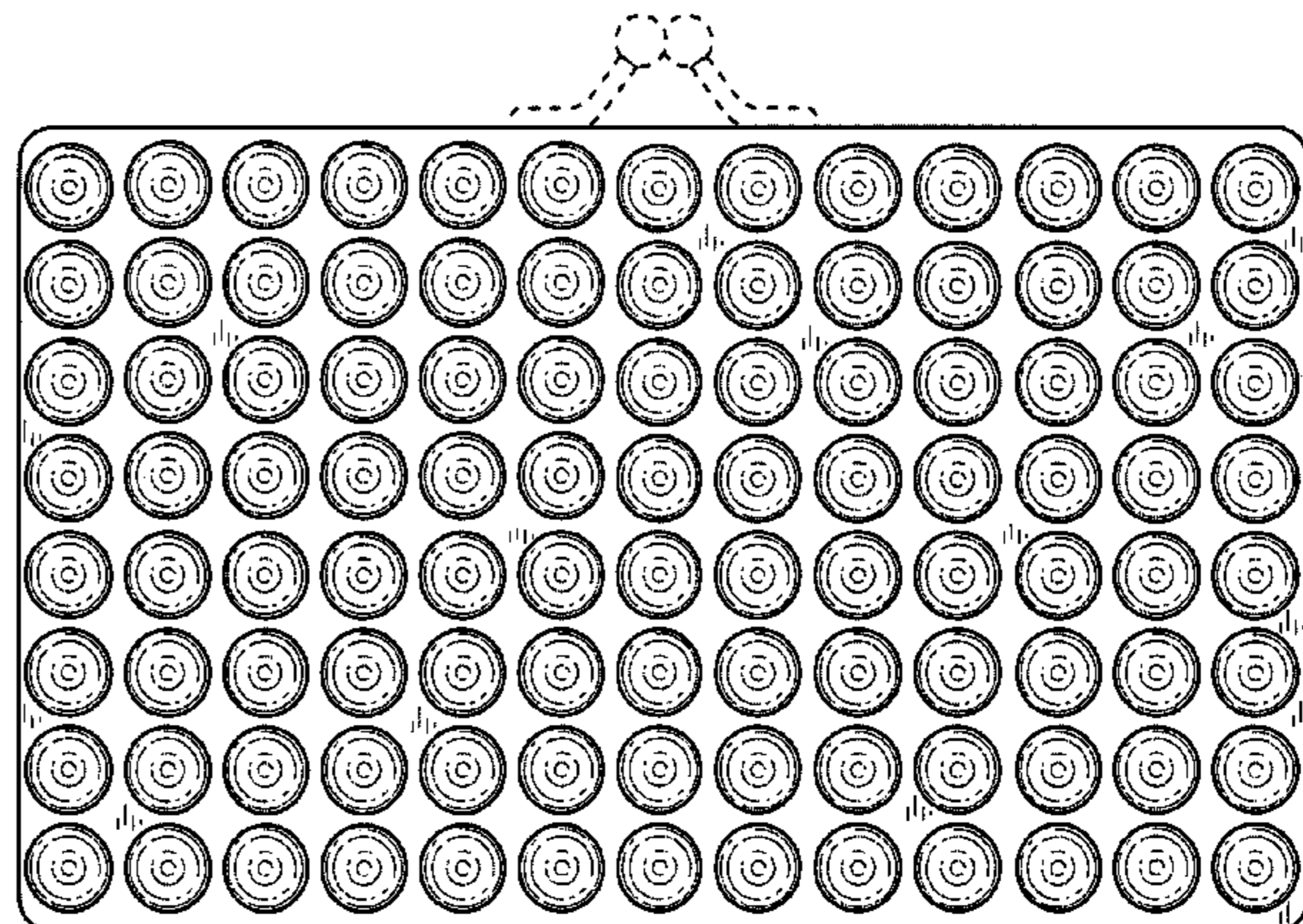
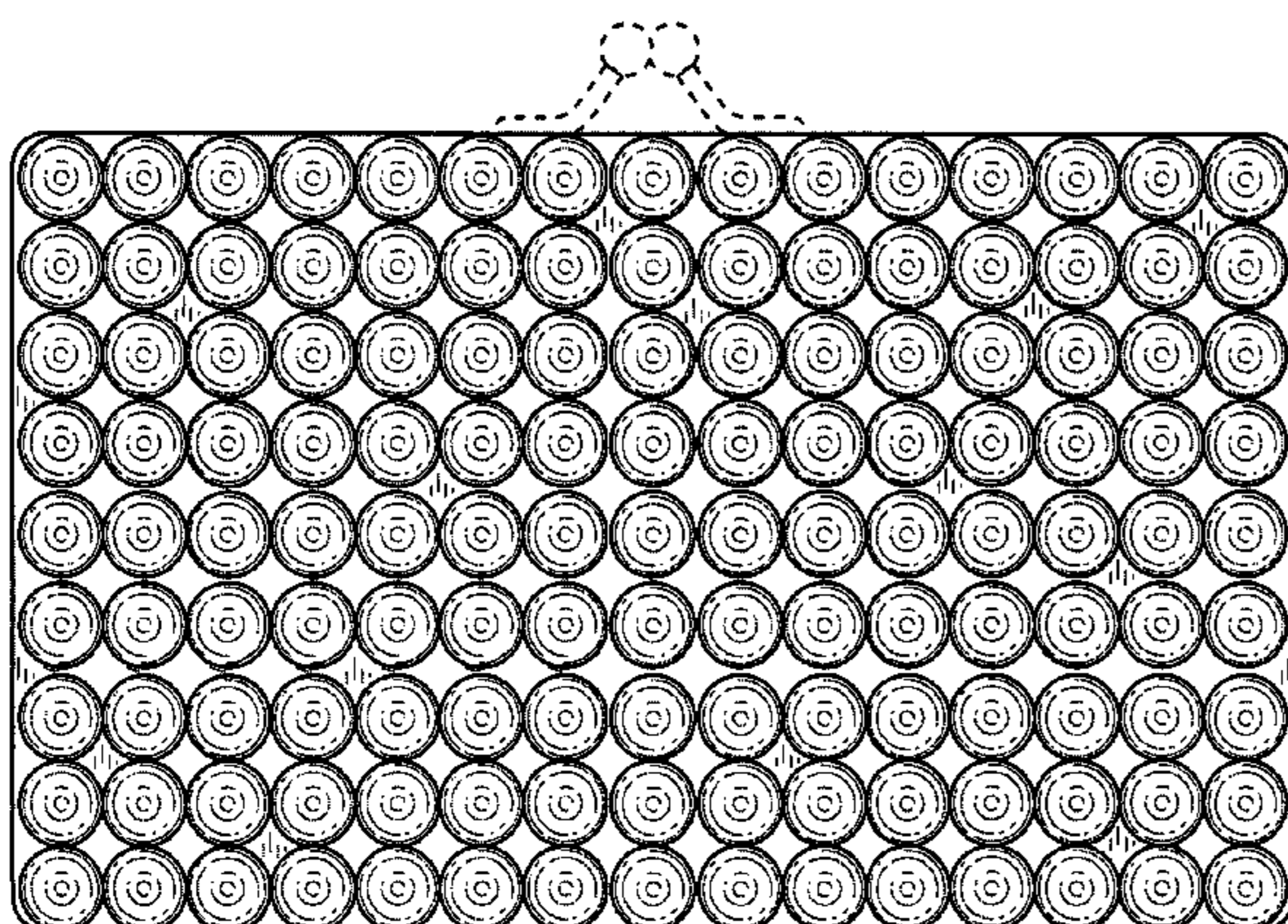
FIG. 8 is a left side elevational view thereof;

FIG. 9 is a top plan view thereof; and,

FIG. 10 is a bottom plan view thereof.

The broken line showing of clasping means and portions of the bag structure is included for the purpose of illustrating environment and forms no part of the claimed design.

1 Claim, 8 Drawing Sheets



US D597,303 S

Page 2

U.S. PATENT DOCUMENTS

D432,725 S	10/2000	Gavin	7,146,649 B2	12/2006	Kronenbeger
6,202,846 B1	3/2001	Hess	D535,472 S	1/2007	Fendi
6,220,318 B1	4/2001	Pinti	7,156,106 B2	1/2007	Lawson
D446,010 S	8/2001	Sweeney	D539,535 S	4/2007	Guyon
6,367,088 B1	4/2002	Bergemann	D545,059 S	6/2007	Gerbi
6,718,895 B1	4/2004	Fortuna	D545,567 S	7/2007	Gerbi
D490,240 S	5/2004	Rogers	D549,400 S	8/2007	Gold et al.
D496,788 S	10/2004	Jones et al.	7,254,872 B2	8/2007	Ross
D508,769 S	8/2005	Fendi	D549,963 S	9/2007	Gonzalez
D518,960 S	4/2006	Gonzalez	D553,327 S	10/2007	Schiapelli
D522,237 S	6/2006	Stulman	D553,538 S	10/2007	Arasheben et al.
D526,126 S	8/2006	Engel	D554,366 S	11/2007	Morris et al.
D531,405 S	11/2006	Tortorella	D557,010 S	12/2007	Gonzalez
7,137,149 B2	11/2006	Kronenberger	D564,224 S	3/2008	Giannini
D532,969 S	12/2006	Fendi	D567,504 S	4/2008	Galliano
D534,000 S	12/2006	McEvoy et al.	D569,621 S	5/2008	Morelli

* cited by examiner

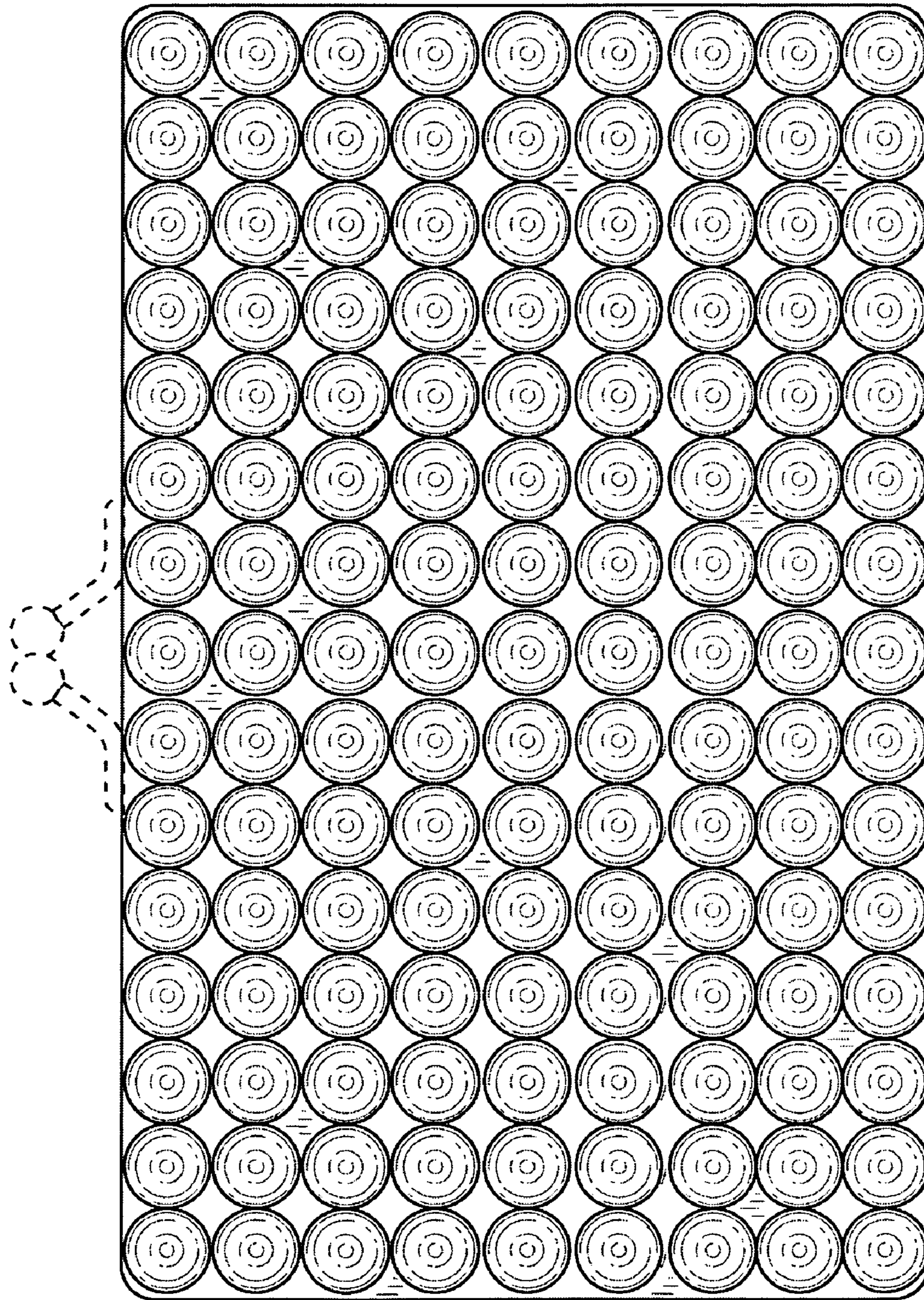


FIG. 1

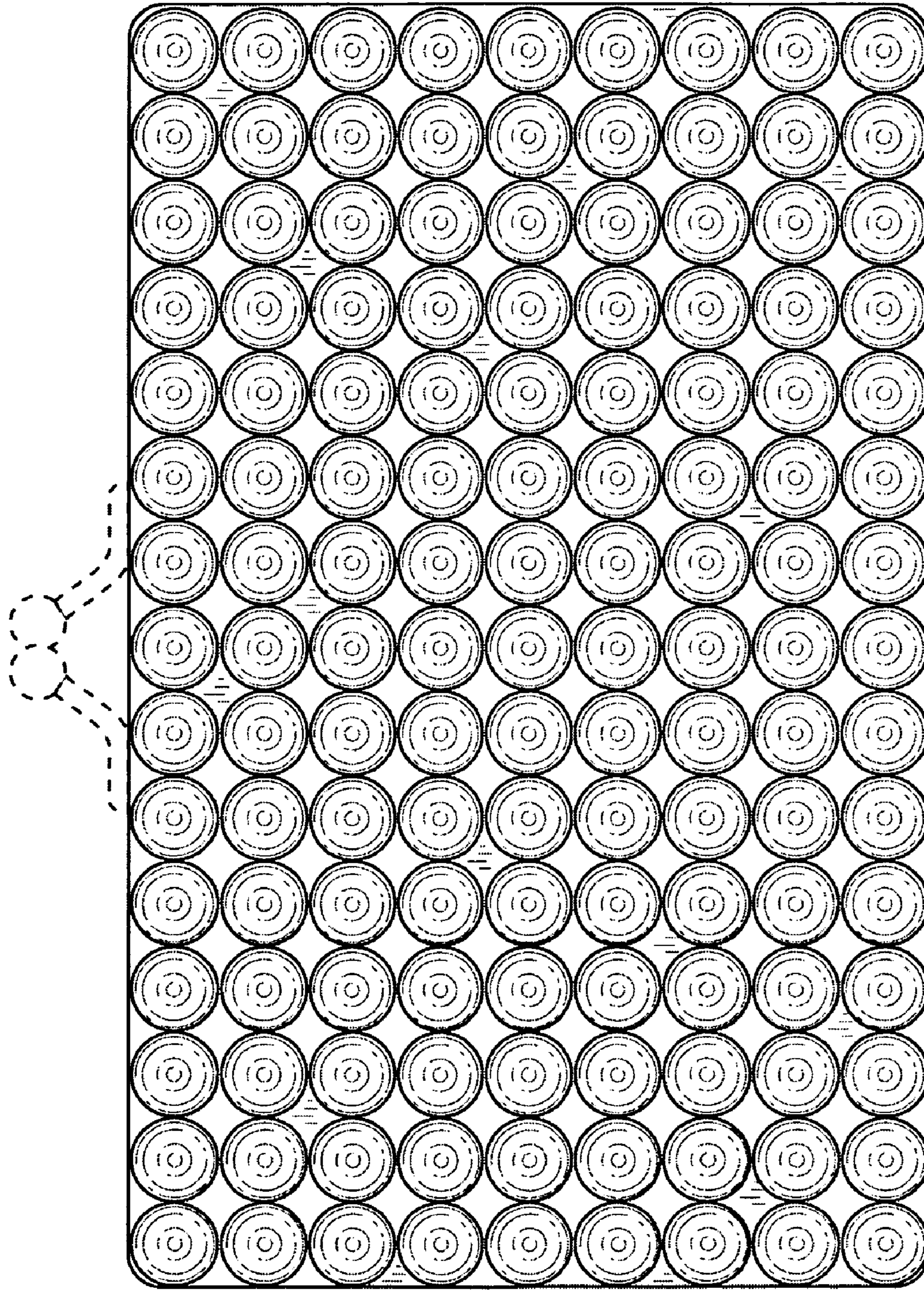


FIG. 2

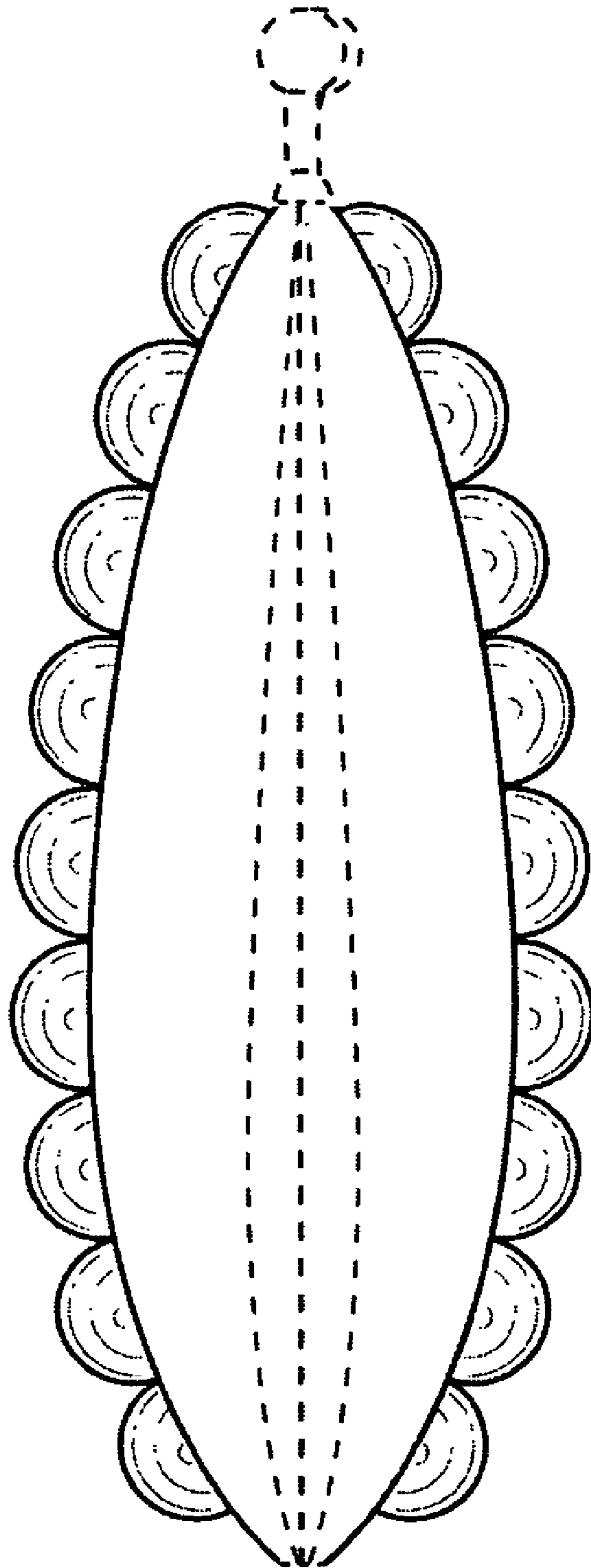


FIG. 3

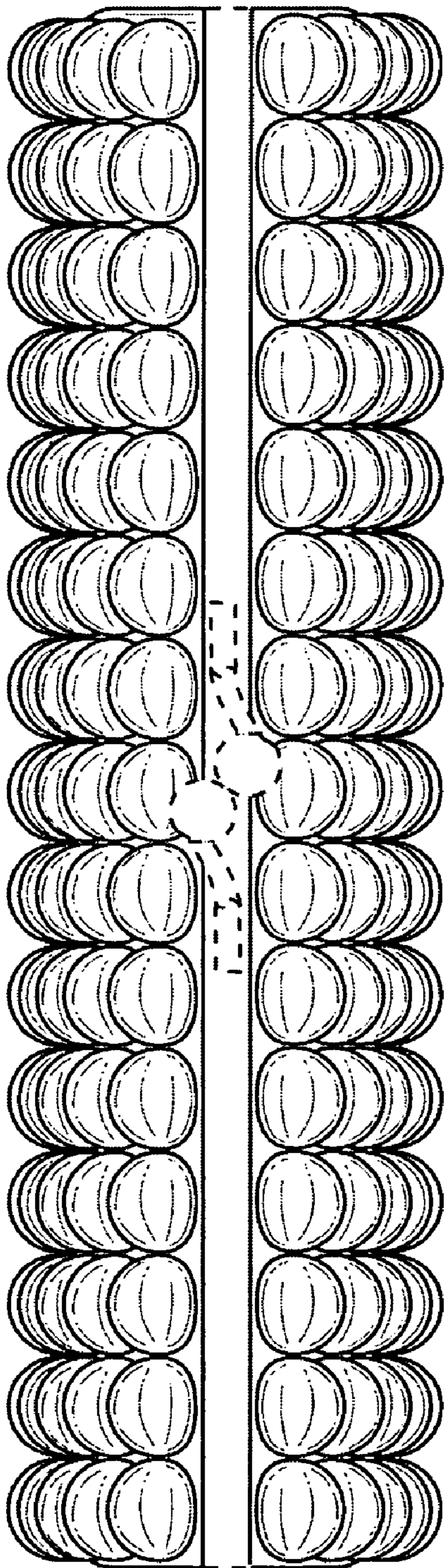


FIG. 4




FIG. 5

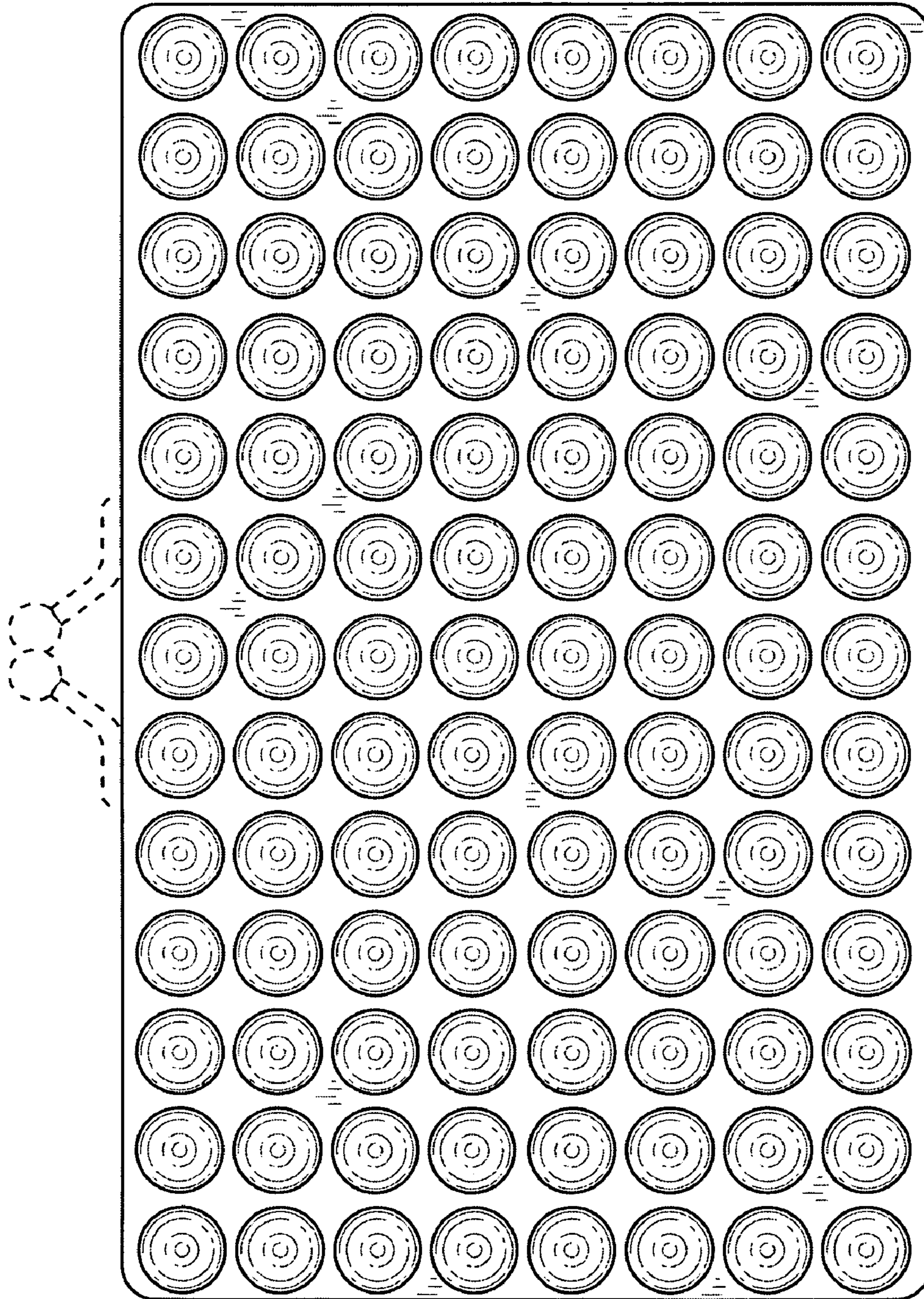


FIG. 6

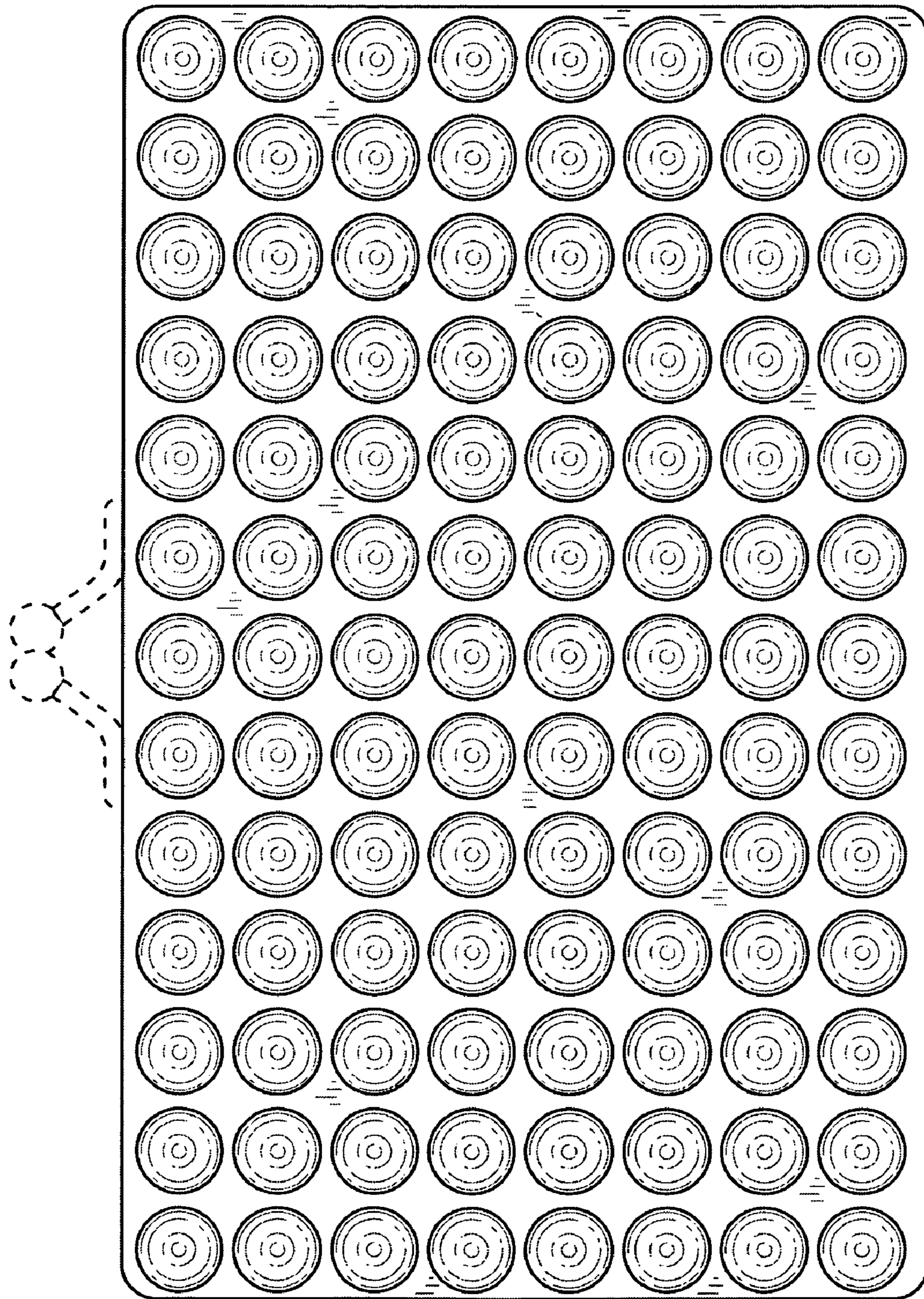


FIG. 7

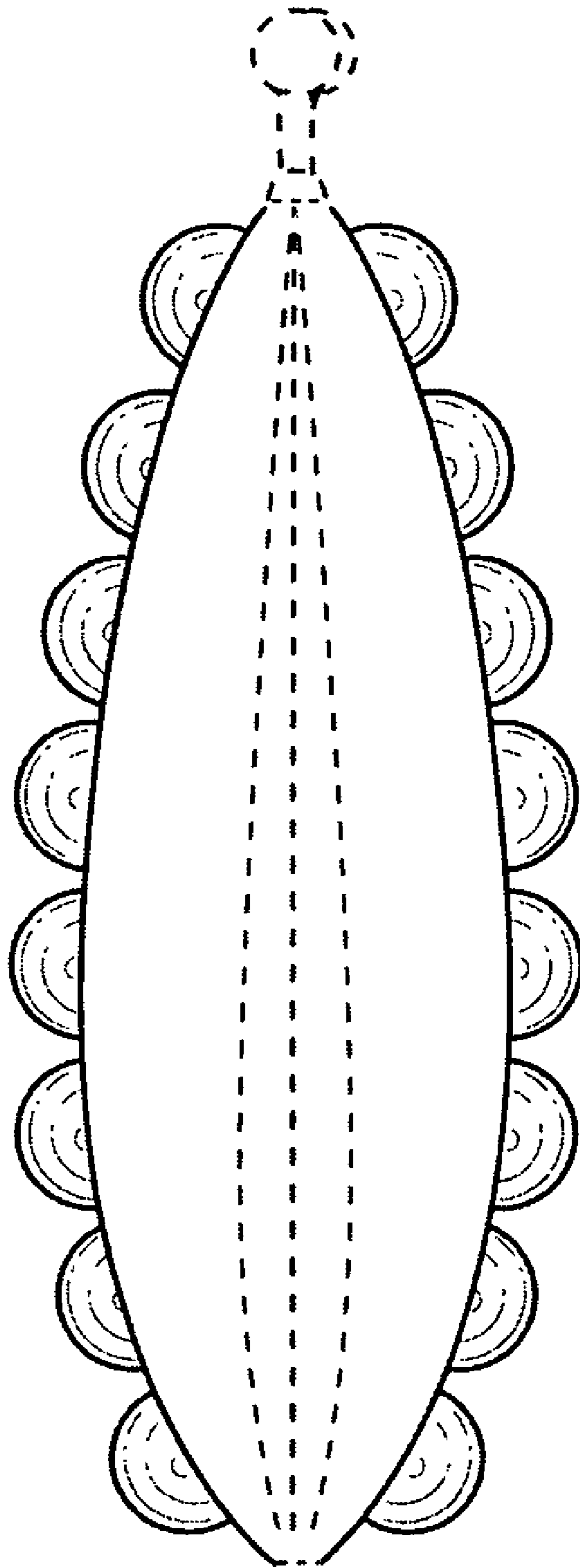


FIG. 8

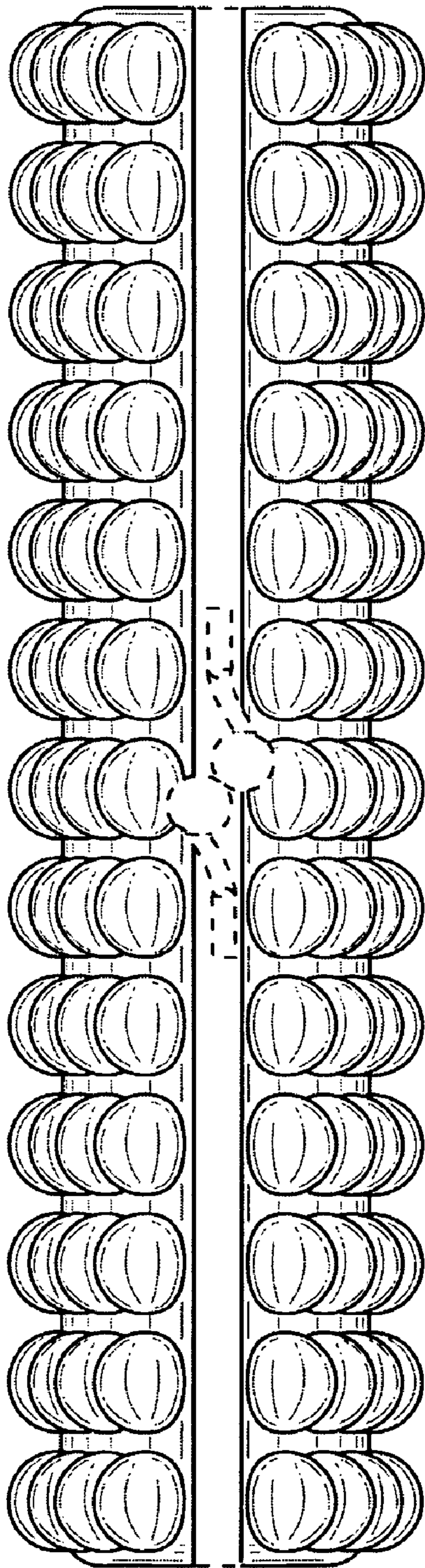


FIG. 9

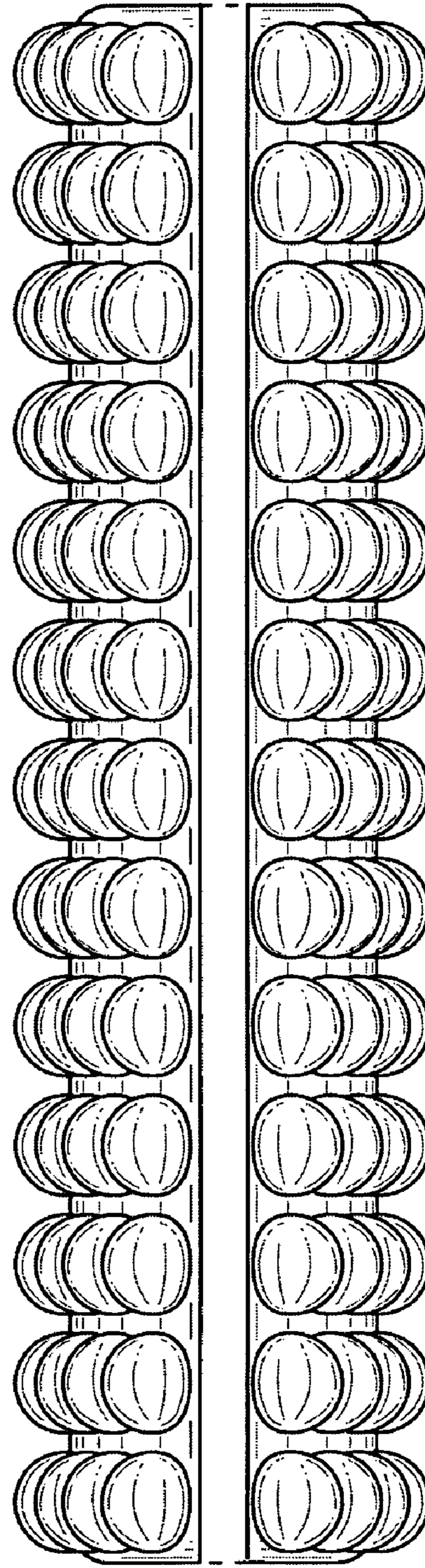


FIG. 10