



US00D597288S

(12) **United States Design Patent**  
**McClaskie**

(10) **Patent No.:** **US D597,288 S**

(45) **Date of Patent:** **\*\* Aug. 4, 2009**

(54) **SHOE OUTSOLE**

(75) Inventor: **Thomas E. McClaskie**, Bethlehem, PA  
(US)

(73) Assignee: **Columbia Insurance Company**,  
Omaha, NE (US)

(\*\*) Term: **14 Years**

(21) Appl. No.: **29/327,472**

(22) Filed: **Nov. 6, 2008**

(51) **LOC (9) Cl.** ..... **02-04**

(52) **U.S. Cl.** ..... **D2/959; D2/951; D2/953;**  
D2/957

(58) **Field of Classification Search** ..... D2/902,  
D2/947, 951, 953, 954, 956, 957, 958, 959,  
D2/960; 36/103, 3 B, 22 R, 25 R, 32 R, 59 C,  
36/67 A; D5/32, 37

See application file for complete search history.

(56) **References Cited**

U.S. PATENT DOCUMENTS

D65,744 S *	10/1924	Kuhn	.....	D2/954
D107,400 S *	12/1937	Bannister	.....	D2/959
D299,984 S *	2/1989	Liggett et al.	.....	D2/955
D332,001 S *	12/1992	Bayer	.....	D2/902
D335,953 S	6/1993	Tyng		
D370,993 S	6/1996	Mangee		
D379,862 S *	6/1997	Morgan	.....	D2/953
5,657,556 A *	8/1997	Bemis	.....	36/30 R
D433,790 S *	11/2000	Oliver	.....	D2/957
D441,176 S *	5/2001	Dean	.....	D2/959
D449,155 S	10/2001	McClaskie		
D468,083 S	1/2003	Morais		
D482,851 S	12/2003	McClaskie		
D493,952 S *	8/2004	Mitchell	.....	D2/960
D495,477 S	9/2004	McClaskie		
D501,707 S	2/2005	Nakano		
D502,308 S *	3/2005	Teague	.....	D2/957
D508,160 S *	8/2005	Sonnergren	.....	D2/953

D530,492 S *	10/2006	McClaskie	.....	D2/957
D543,679 S *	6/2007	Edwards	.....	D2/959
D547,933 S	8/2007	Loverin		
D554,840 S *	11/2007	McClaskie	.....	D2/960
D557,884 S *	12/2007	McClaskie	.....	D2/953
D566,381 S *	4/2008	Nakano et al.	.....	D2/959
D568,035 S	5/2008	McClaskie		
D581,641 S *	12/2008	Bethke, Jr.	.....	D2/957
D586,993 S *	2/2009	Banik et al.	.....	D2/959
2003/0019127 A1 *	1/2003	Parisotto	.....	36/25 R

\* cited by examiner

*Primary Examiner*—Celia A Murphy

(74) *Attorney, Agent, or Firm*—St. Onge Steward Johnston &  
Reens LLC

(57) **CLAIM**

The ornamental design for a shoe outsole, as shown and described.

**DESCRIPTION**

FIG. 1 is a bottom perspective view of a shoe outsole in accordance with my new design;

FIG. 2 is a bottom view thereof;

FIG. 3 is a left side view thereof;

FIG. 4 is a right side view thereof;

FIG. 5 is a top view thereof;

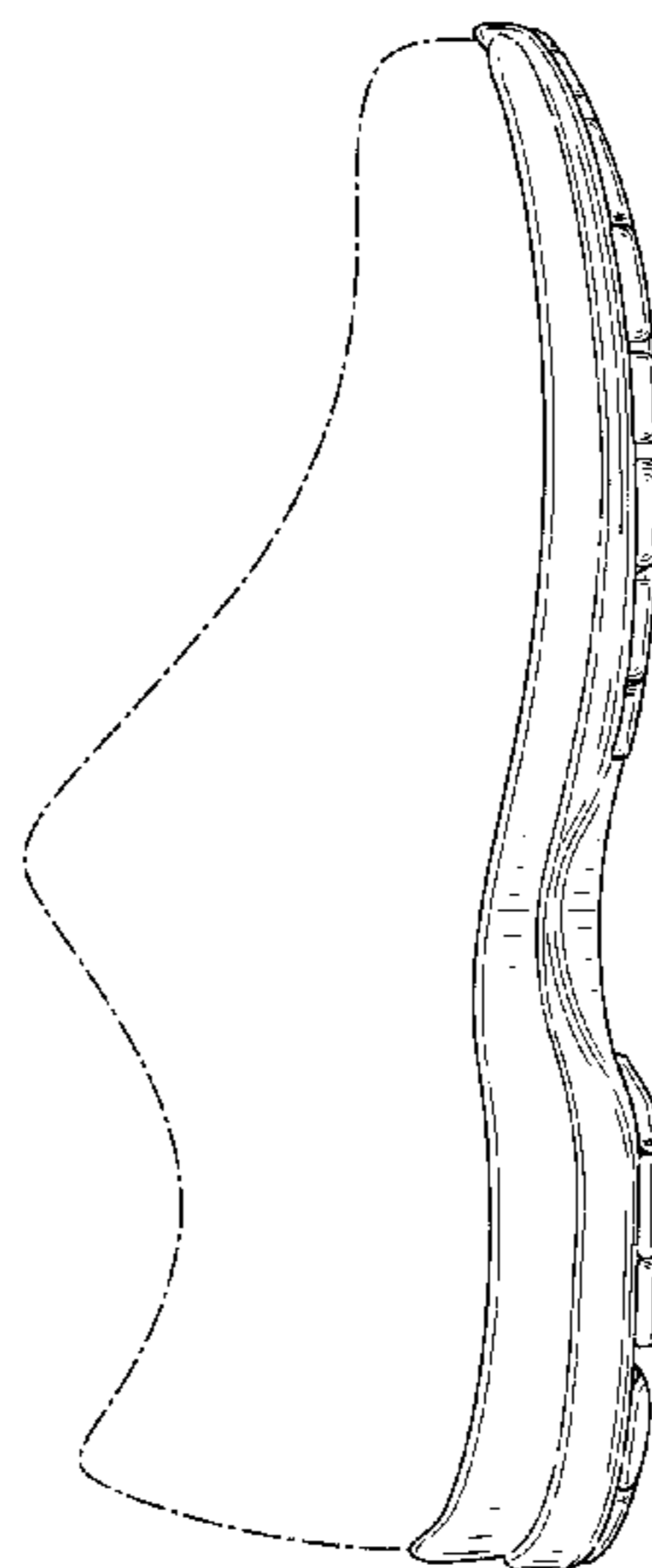
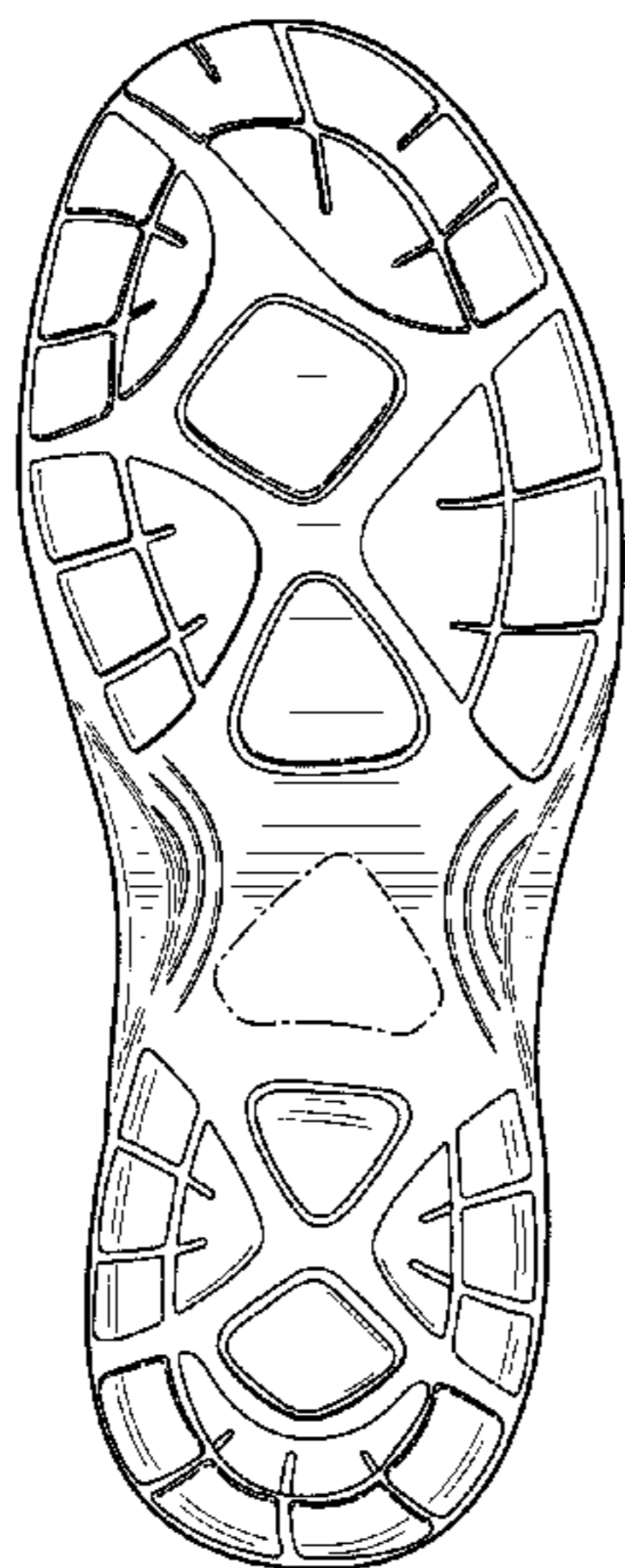
FIG. 6 is a front view thereof;

FIG. 7 is a rear view thereof; and,

FIG. 8 is an enlarged perspective view of the area labeled “8” in FIG. 1.

The shoe upper shown in broken lines in FIGS. 1 and 3–7 is for environmental purposes only and forms no part of the claimed design. The broken lines shown in each arch area of FIGS. 1–2 represent boundaries of the design with the lines themselves and the areas within them forming no part of the claim.

**1 Claim, 6 Drawing Sheets**



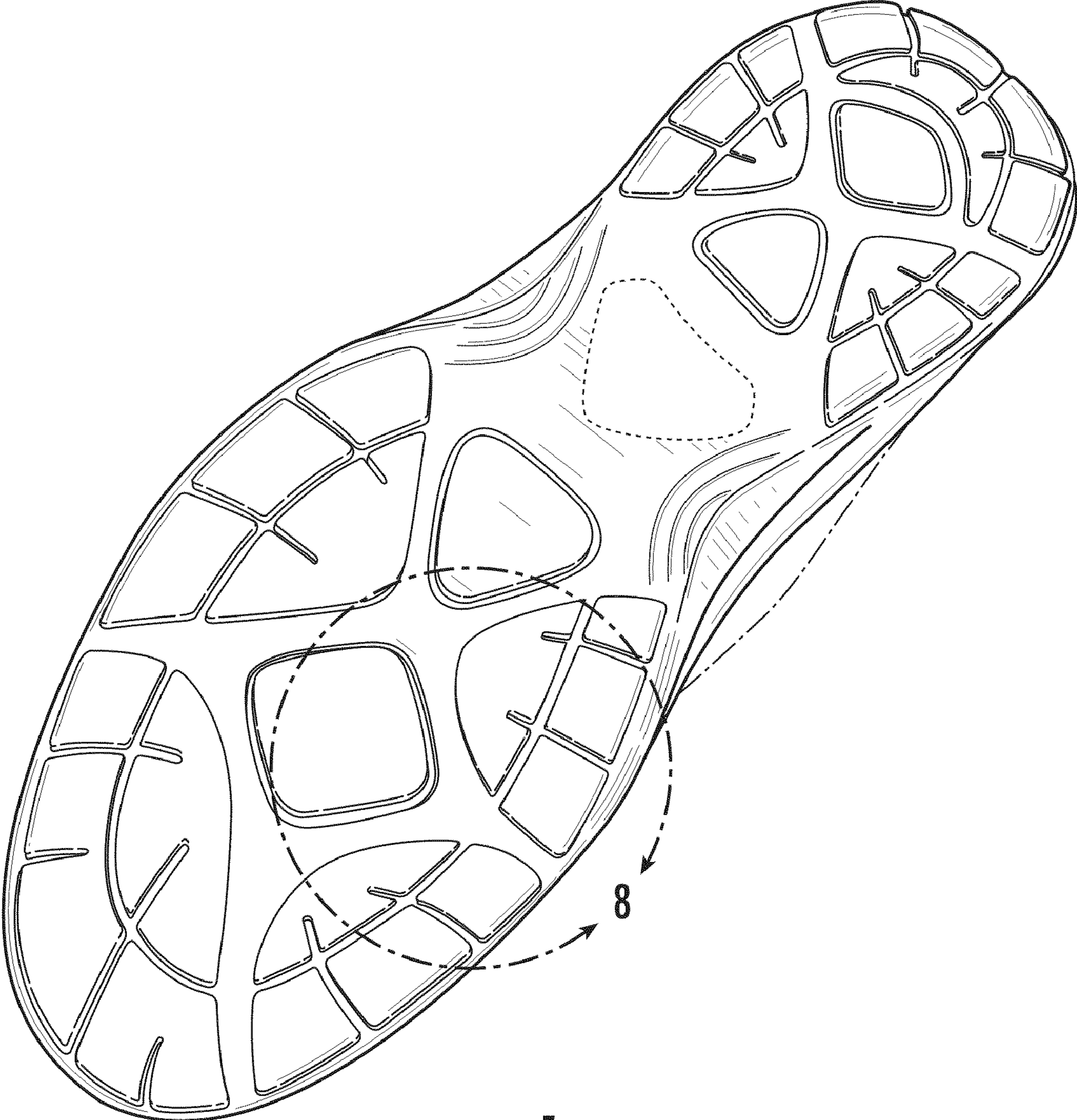


FIG. 1

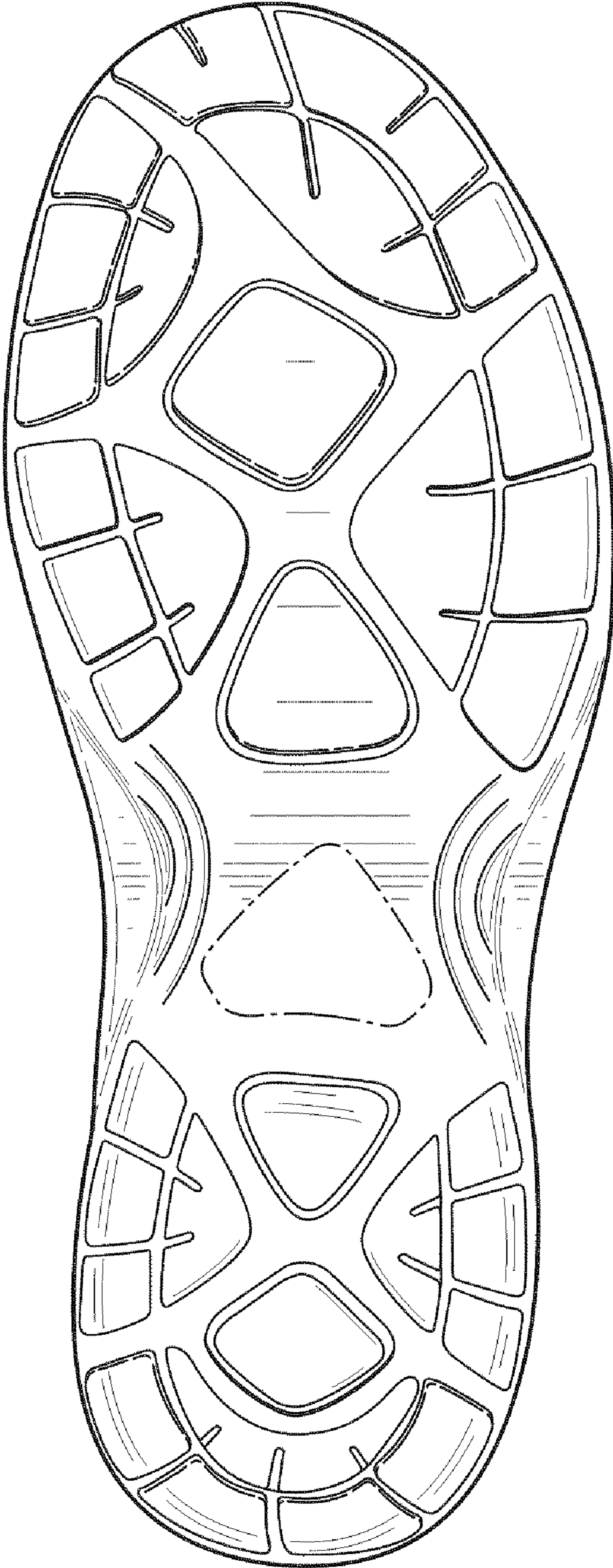
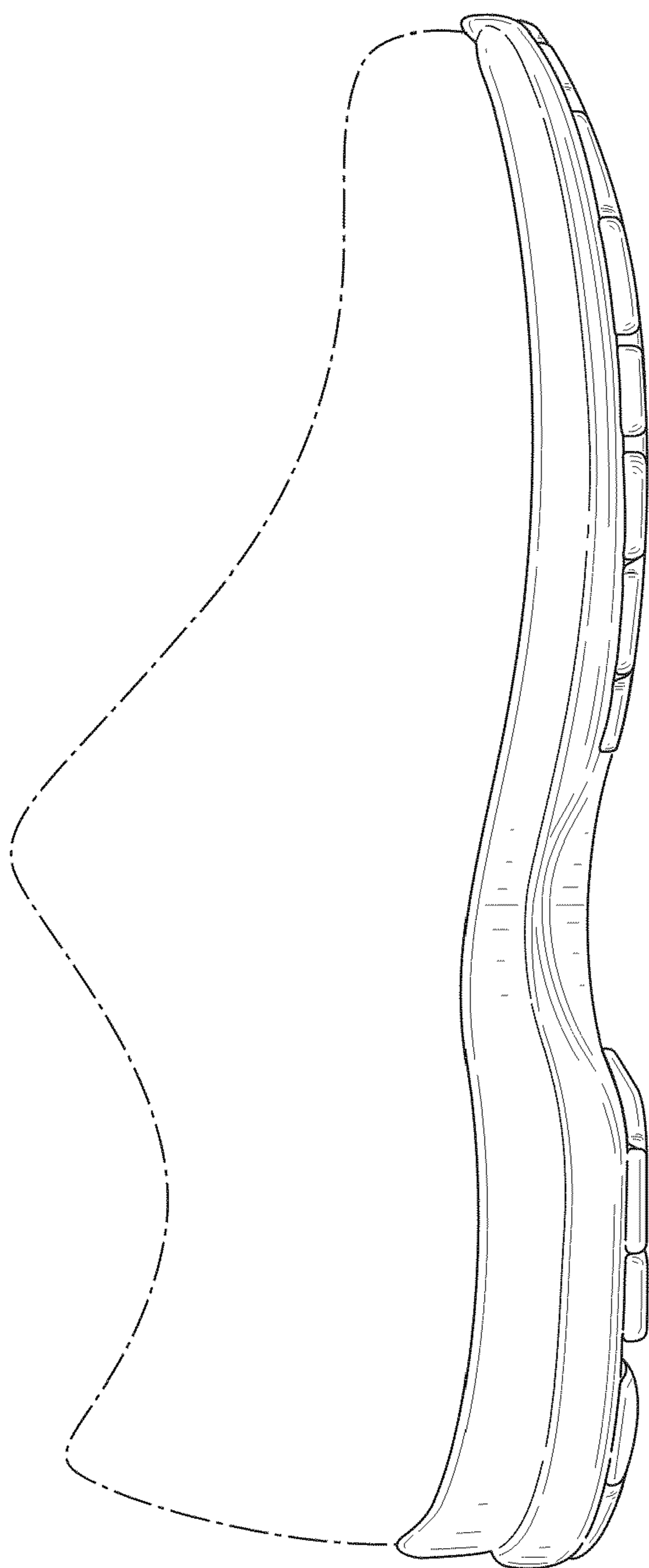


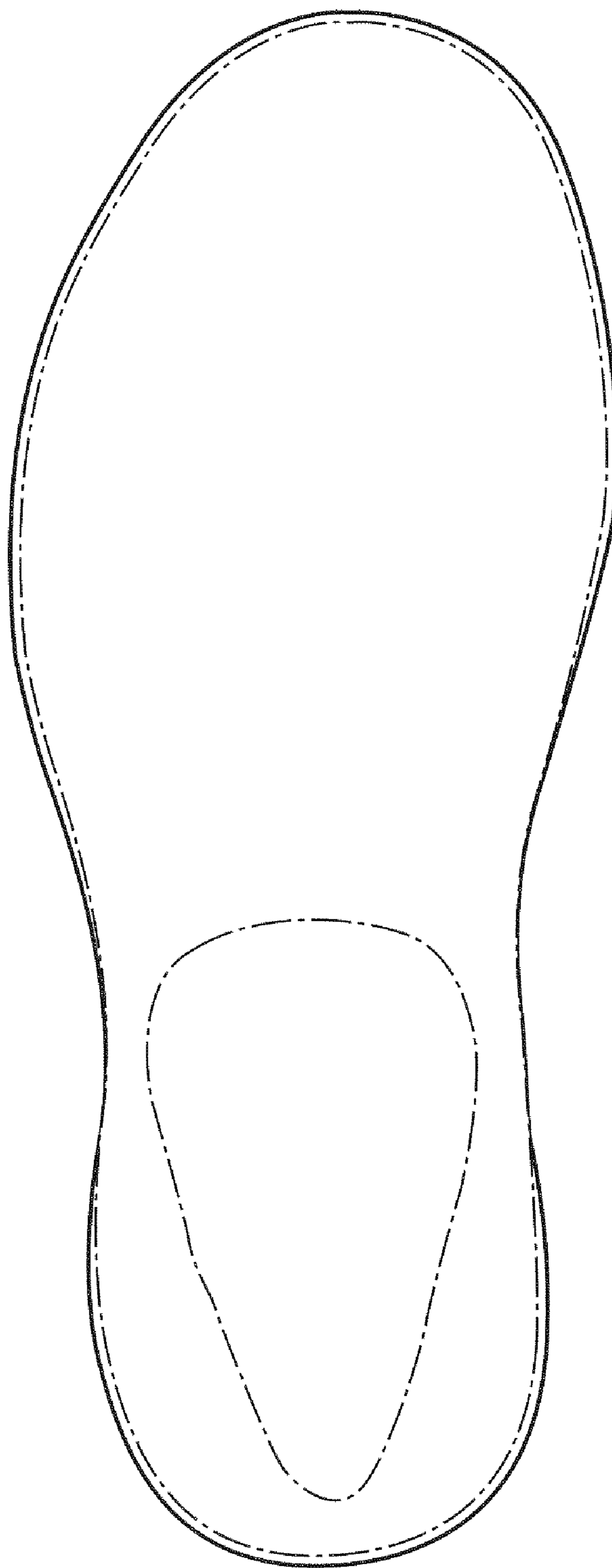
FIG. 2



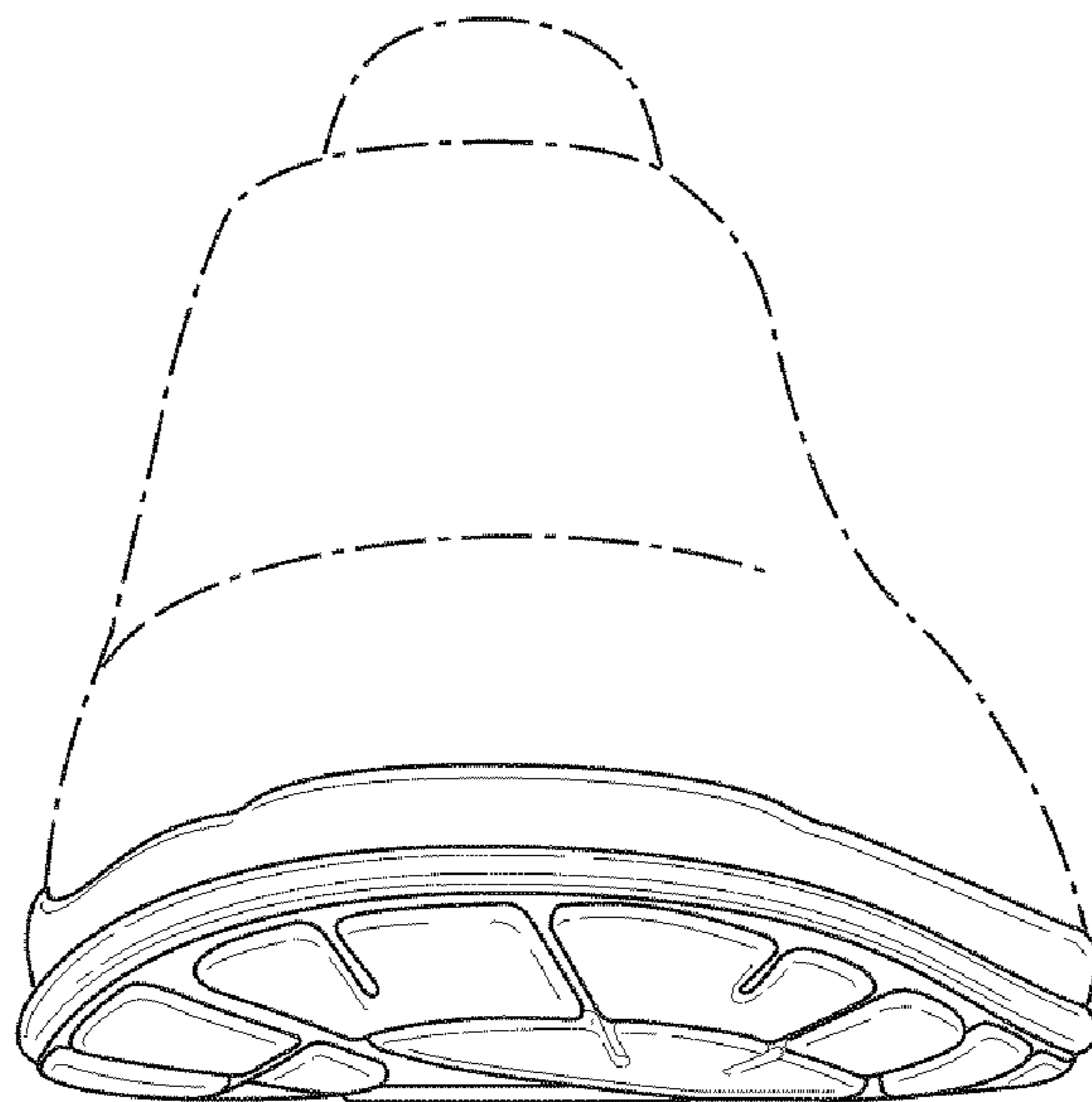
**FIG. 3**



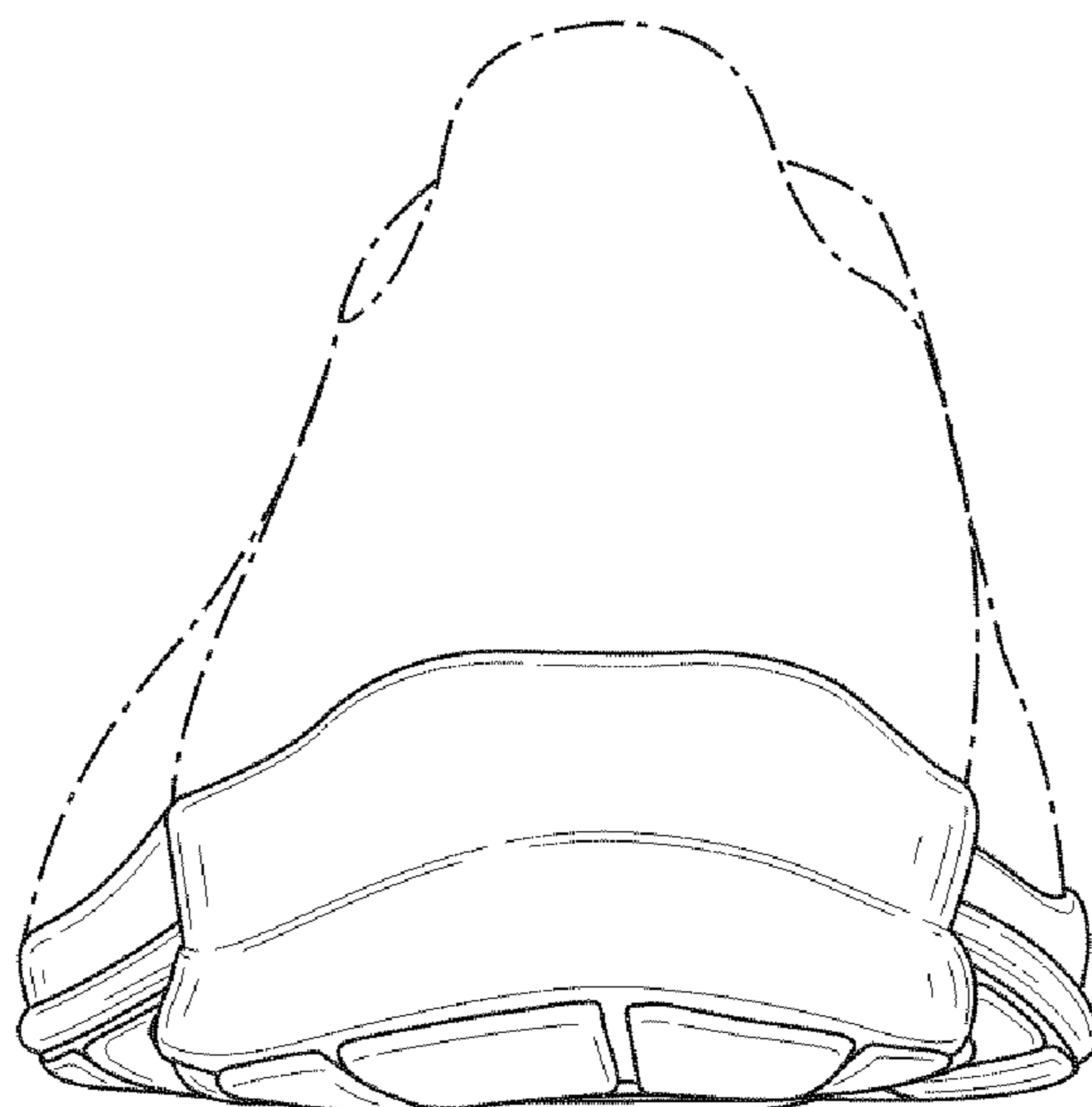
**FIG. 4**



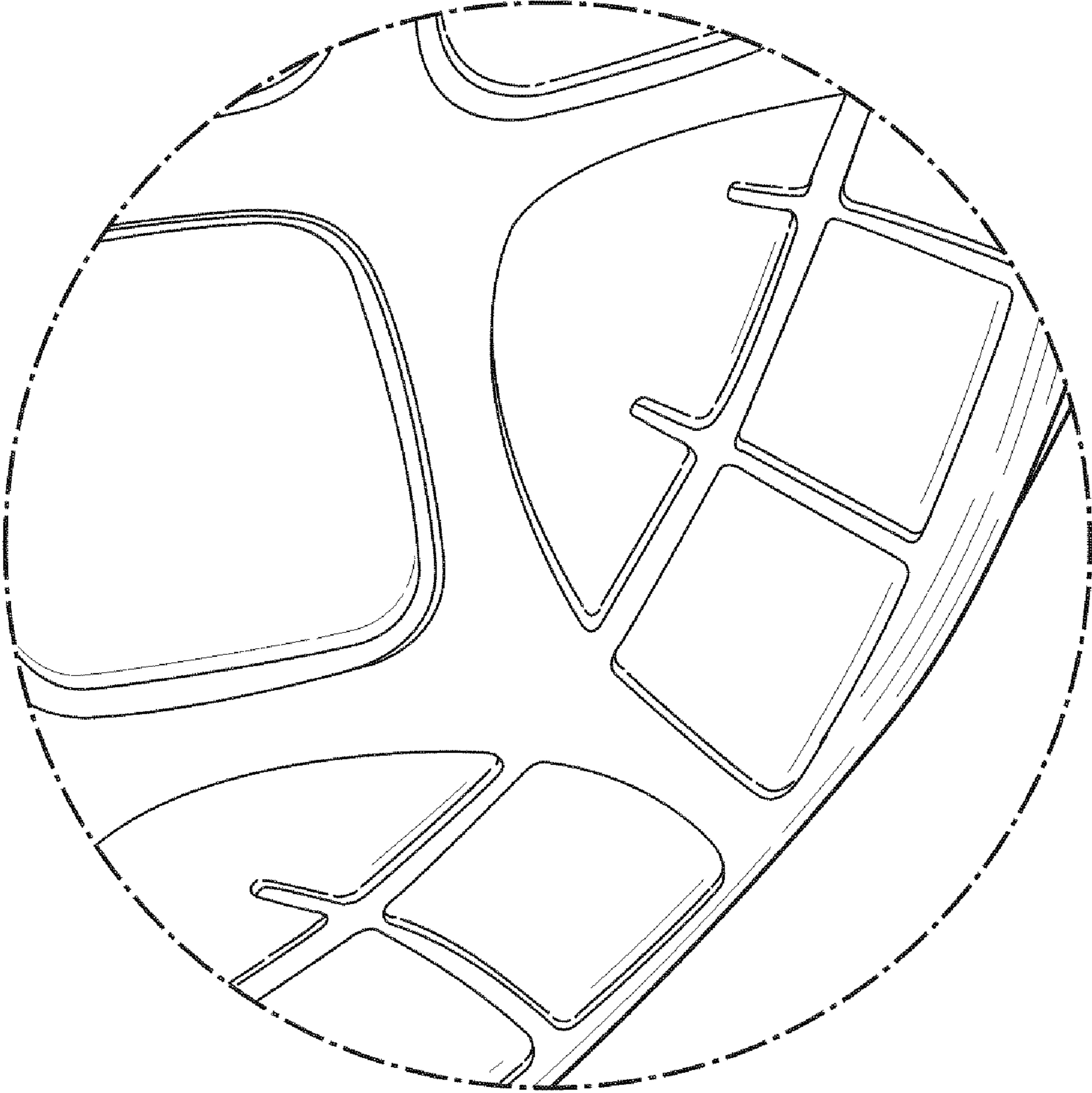
**FIG. 5**



**FIG. 6**



**FIG. 7**



**FIG. 8**