



US00D597286S

(12) **United States Design Patent**
Della Valle et al.

(10) **Patent No.:** **US D597,286 S**
(45) **Date of Patent:** **** Aug. 4, 2009**

(54) **PAIR OF SHOE SOLES**

(75) Inventors: **Diego Della Valle**, Sant'Elpidio a Mare (IT); **Daniele Bergonzi**, Sant'Elpidio a Mare (IT)

(73) Assignee: **TOD'S S.p.A.**, Sant'Elpidio a Mare (Fermo)

(**) Term: **14 Years**

(21) Appl. No.: **29/323,255**

(22) Filed: **Aug. 21, 2008**

(30) **Foreign Application Priority Data**

Feb. 27, 2008 (EM) 000886387

(51) **LOC (9) Cl.** **02-04**

(52) **U.S. Cl.** **D2/956; D2/951; D2/954**

(58) **Field of Classification Search** D2/902, D2/947, 951, 952, 953, 954, 956, 957, 958, D2/959, 960; 36/103, 3 B, 22 R, 25 R, 32 R, 36/59 C, 67 A; D5/32, 37
See application file for complete search history.

(56) **References Cited**

U.S. PATENT DOCUMENTS

1,979,391	A *	11/1934	Laybolt	36/32 R
1,985,578	A *	12/1934	Murray	36/32 R
D197,951	S *	4/1964	Wilmanns	D2/954
D206,222	S *	11/1966	Mostile	D2/924
D315,634	S *	3/1991	Yung-Mao	D2/954
D352,154	S *	11/1994	Merceron	D2/952
D415,607	S *	10/1999	Merceron	D2/952
D423,765	S *	5/2000	Autry	D2/961
D444,620	S *	7/2001	Della Valle	D2/954
D446,635	S *	8/2001	Pollastrelli	D2/954
D467,061	S *	12/2002	Della Valle	D2/954

D498,040	S *	11/2004	McClaskie	D2/954
D500,190	S *	12/2004	Della Valle	D2/954
D538,517	S *	3/2007	Della Valle	D2/907
D540,517	S *	4/2007	McClaskie	D2/954
D541,021	S *	4/2007	McClaskie	D2/954
D543,015	S *	5/2007	Della Valle	D2/907
D560,053	S *	1/2008	McClaskie	D2/954
D560,332	S *	1/2008	Della Valle	D2/923
D562,538	S *	2/2008	Della Valle	D2/956
D563,084	S *	3/2008	Della Valle	D2/956

* cited by examiner

Primary Examiner—Celia A Murphy

(74) *Attorney, Agent, or Firm*—Knobbe Martens Olson & Bear LLP

(57) **CLAIM**

We claim the ornamental design for a pair of shoe soles, as shown and described.

DESCRIPTION

FIG. 1 is a front view of the left component of a pair of shoe soles showing our new design;

FIG. 2 is a rear view thereof;

FIG. 3 is a left side view thereof;

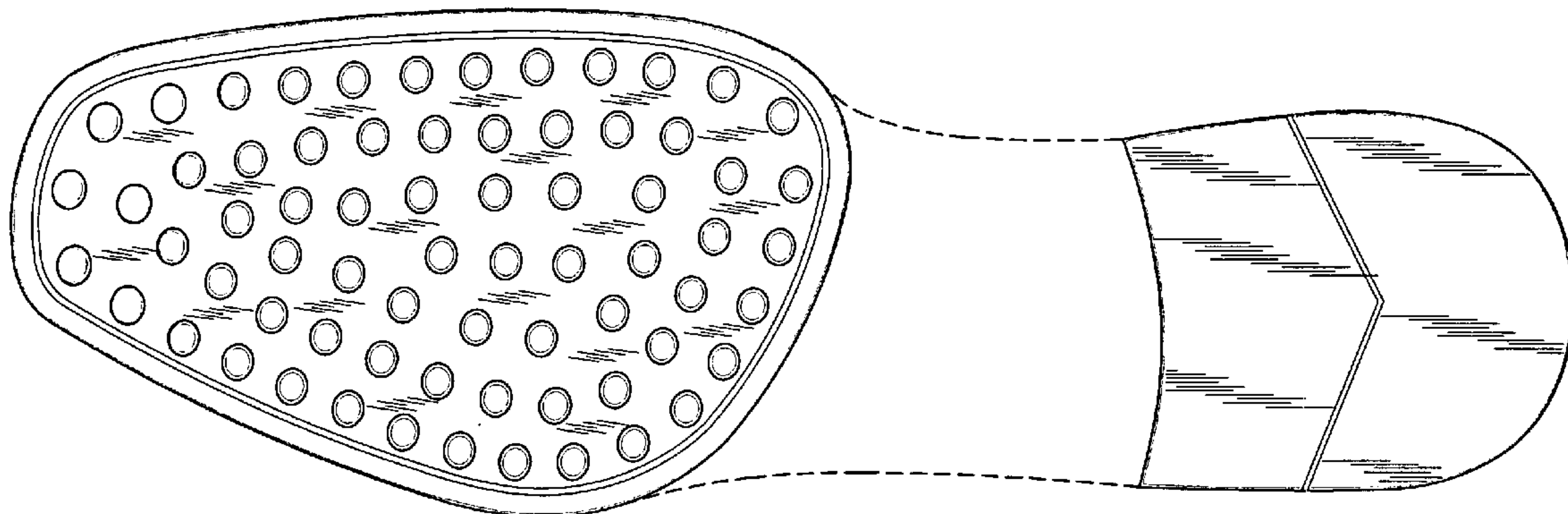
FIG. 4 is a right side view thereof; and,

FIG. 5 is a bottom plan view thereof.

Dot-dashed lines have been used in FIGS. 1 and 2 to show the boundaries of disclaimed portions of the drawings. Dashed lines have been used throughout to depict details that are environmental only and form no part of the claimed design.

FIGS. 1–5 depict views of a right shoe sole showing our new design. Respective views of a left shoe sole showing our new design are mirror images of FIGS. 1–5.

1 Claim, 5 Drawing Sheets



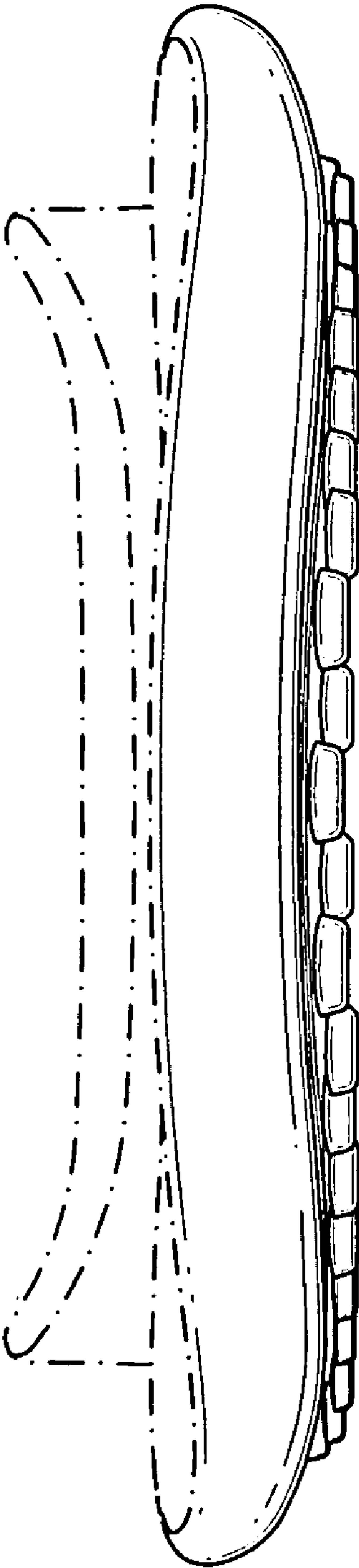


FIG. 1




FIG. 2

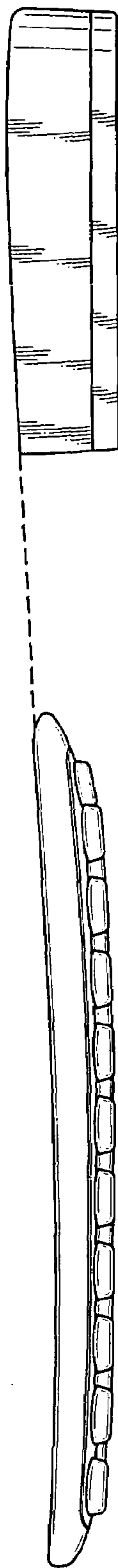


FIG. 3

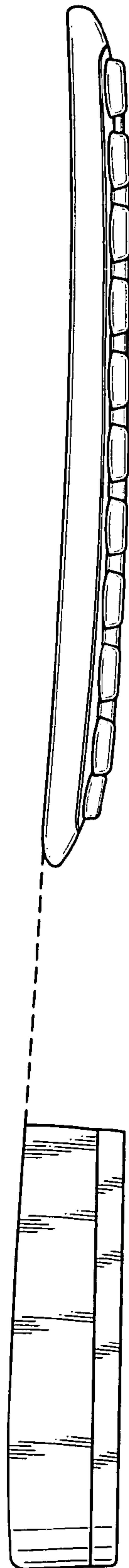


FIG. 4

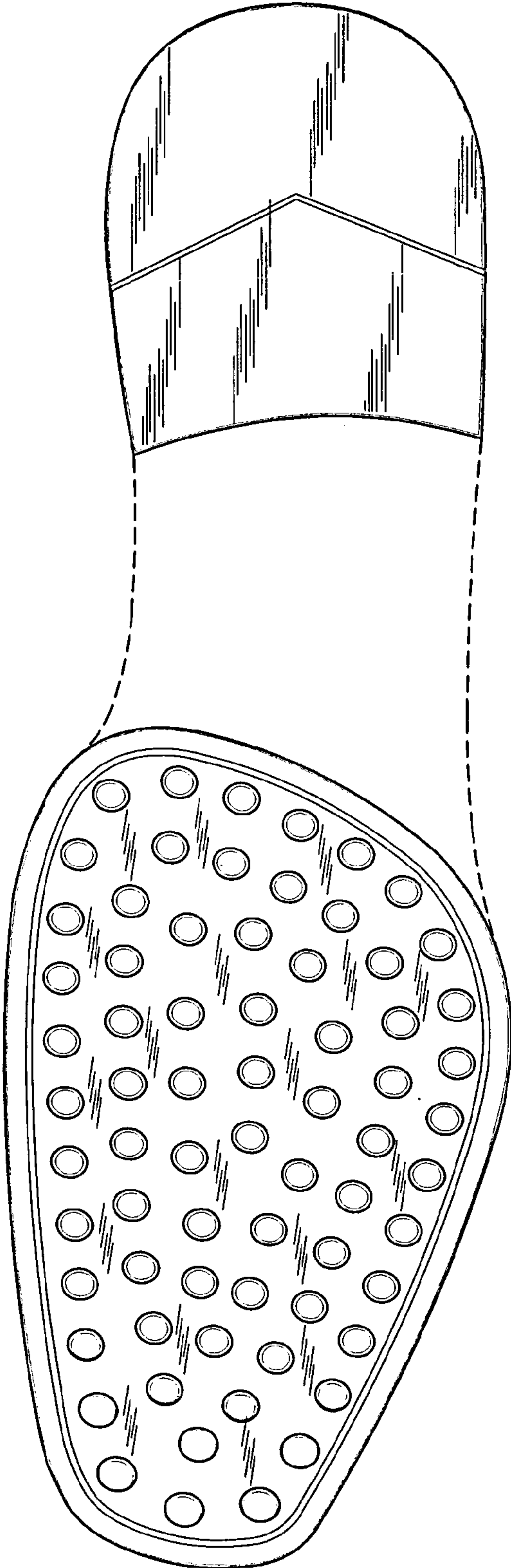


FIG. 5