

US00D597271S

(12) **United States Design Patent**
Lesley

(10) **Patent No.:** **US D597,271 S**
(45) **Date of Patent:** **** Jul. 28, 2009**

(54) **WRINGER FOR A CLEANING IMPLEMENT**

FOREIGN PATENT DOCUMENTS

(75) Inventor: **Paul M. Lesley**, Blue Island, IL (US)
(73) Assignee: **Carl Freudenberg KG**, Weinheim (DE)
(**) Term: **14 Years**

DE 3607121 A1 9/1987

(21) Appl. No.: **29/273,660**

(Continued)

(22) Filed: **Mar. 9, 2007**

OTHER PUBLICATIONS

(51) **LOC (9) Cl.** **04-01**
(52) **U.S. Cl.** **D32/52; D32/51**
(58) **Field of Classification Search** **D32/50-52,**
D32/40-45; 473/301-302; 15/143.1, 119.2,
15/120.1, 116.1-116.2, 150, 209.1-210.1;
401/137-140

Patent Abstracts of Japan, JP 07-255658, Sep. 10, 1995.

Primary Examiner—Pamela J Burgess

(74) *Attorney, Agent, or Firm*—Leydig, Voit & Mayer, Ltd.

See application file for complete search history.

(57) **CLAIM**

I claim the ornamental design for a wringer for a cleaning implement, as shown and described.

(56) **References Cited**

U.S. PATENT DOCUMENTS

DESCRIPTION

435,976	A	9/1890	Mullen	
1,273,768	A	7/1918	Gillam	
2,046,164	A *	6/1936	Herkner	473/302
2,961,676	A *	11/1960	Michaels et al.	15/119.2
3,462,788	A	8/1969	Abbott	
D228,250	S *	8/1973	Young et al.	D32/40
3,946,457	A	3/1976	Robinson	
4,130,910	A	12/1978	Raven	
4,178,650	A	12/1979	Aasland	
4,308,762	A *	1/1982	Jannard	74/551.9
4,464,807	A	8/1984	Weiss	
4,479,278	A	10/1984	Heinonen	
4,809,387	A	3/1989	Nakamura et al.	
D311,077	S	10/1990	Nakamura et al.	
5,060,338	A	10/1991	Yates et al.	
5,509,163	A	4/1996	Morad	
5,566,417	A	10/1996	Hsieh	
5,577,290	A	11/1996	Monahan	
5,642,551	A	7/1997	Cann et al.	
D384,458	S	9/1997	Schroeck et al.	
5,675,857	A	10/1997	Hirse	
5,675,858	A	10/1997	von Meyer	
D387,526	S	12/1997	Berti et al.	
D387,527	S	12/1997	Specht	

FIG. 1 is a perspective view of an embodiment of a wringer for a cleaning implement according to the present invention.

FIG. 2 is an enlarged perspective view of the wringer for a cleaning implement of FIG. 1.

FIG. 3 is a front elevational view of the wringer for a cleaning implement of FIG. 1.

FIG. 4 is a rear elevational view of the wringer for a cleaning implement of FIG. 1.

FIG. 5 is a first side elevational view of the wringer for a cleaning implement of FIG. 1.

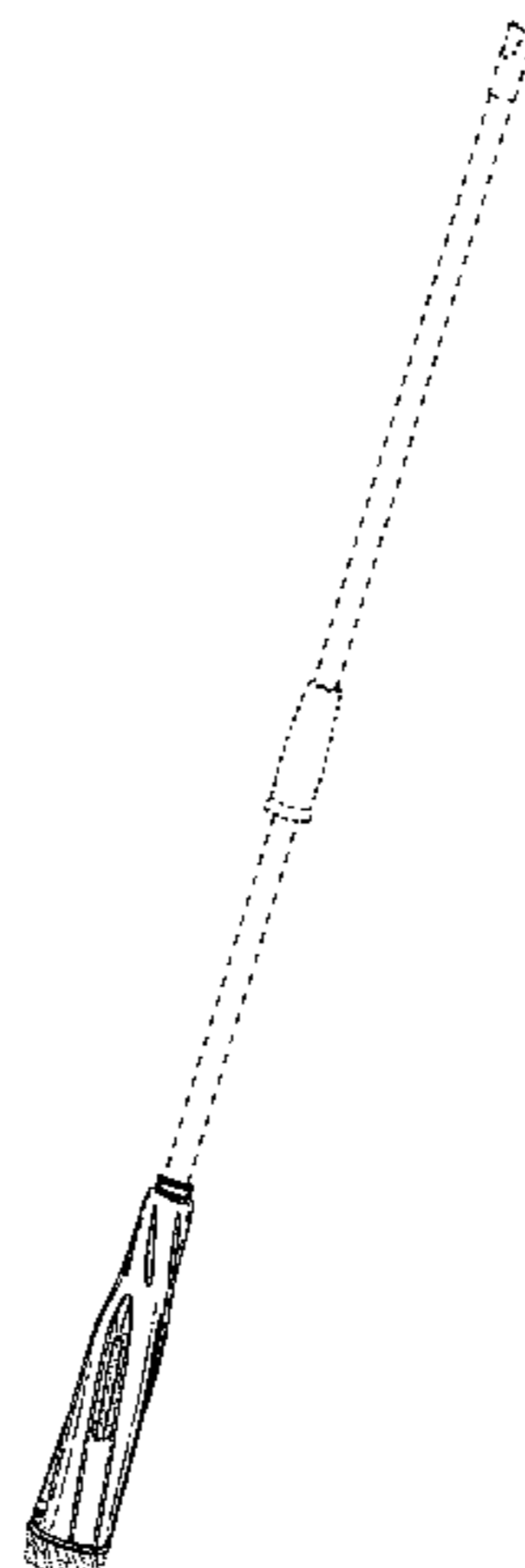
FIG. 6 is a second side elevational view of the wringer for a cleaning implement of FIG. 1; and,

FIG. 7 is a top plan view of the wringer for a cleaning implement of FIG. 1.

The broken lines shown in the drawings are for environmental purposes only and form no part of the claimed design

(Continued)

1 Claim, 5 Drawing Sheets



US D597,271 S

Page 2

U.S. PATENT DOCUMENTS

5,722,105	A	3/1998	Thomasson	
5,724,694	A	3/1998	Lewis	
5,819,356	A	10/1998	Cann	
5,850,658	A	12/1998	Specht	
5,875,509	A	3/1999	Facca	
5,890,253	A	4/1999	Morad	
5,894,625	A	4/1999	Vosbikian	
5,907,883	A	6/1999	Thomasson	
5,913,347	A	6/1999	Wilén	
D411,780	S *	7/1999	Muller D7/393
5,976,266	A	11/1999	Anderson et al.	
5,996,161	A	12/1999	Facca	
6,006,392	A	12/1999	Seculov et al.	
6,058,549	A	5/2000	Milward-Bason	
6,076,220	A	6/2000	Petner	
6,085,378	A	7/2000	Petner	
6,088,867	A	7/2000	Stefani et al.	
6,108,848	A	8/2000	Monahan	
6,112,358	A	9/2000	Specht	
6,115,869	A *	9/2000	Libman 15/120.1
6,125,494	A	10/2000	Morad	
6,212,727	B1	4/2001	Bendor	
6,212,728	B1	4/2001	Facca et al.	
6,233,775	B1	5/2001	Franke	
6,240,589	B1	6/2001	Specht	
6,378,156	B2	4/2002	Specht	
6,427,280	B1	8/2002	Specht	
6,477,731	B2	11/2002	Monahan	
6,523,211	B2	2/2003	Wang	
6,526,617	B1	3/2003	Dingert	
D474,869	S *	5/2003	Libman D32/50
6,615,437	B1	9/2003	Chow	
6,675,427	B1	1/2004	Chiapelli et al.	
6,732,396	B2	5/2004	Laux et al.	
6,745,429	B2	6/2004	Ng	
D506,050	S *	6/2005	Lalanne et al. D32/45
6,920,664	B2	7/2005	Libman et al.	
D522,702	S	6/2006	Libman et al.	
D532,569	S	11/2006	Libman et al.	
2001/0013150	A1	8/2001	Specht	
2002/0092105	A1	7/2002	Laux et al.	

2002/0108197	A1	8/2002	Specht
2002/0129457	A1	9/2002	Wang
2002/0133892	A1	9/2002	Monahan
2003/0000036	A1	1/2003	Fan
2003/0079307	A1	5/2003	Ng
2003/0084530	A1	5/2003	Specht
2003/0208867	A1	11/2003	Laux et al.
2003/0213079	A1	11/2003	Libman et al.
2003/0226227	A1	12/2003	Rios et al.
2004/0006836	A1	1/2004	Dingert
2004/0128783	A1	7/2004	Lesley et al.
2005/0022327	A1	2/2005	Cavalheiro
2006/0016031	A1	1/2006	Llanes
2006/0016032	A1	1/2006	Libman et al.
2006/0021171	A1	2/2006	Niccolai
2006/0026785	A1	2/2006	Sampaio

FOREIGN PATENT DOCUMENTS

DE	4019480	C1	2/1992
DE	29520612	U1	6/1996
DE	19524440	C1	8/1999
DE	10207384	A1	11/2003
EP	162815	A1	11/1985
EP	1030586	B1	8/2000
ES	2117588		8/1998
FR	2622785		5/1989
GB	1300709		12/1972
GB	1548060		7/1979
GB	1577370		10/1980
GB	1586313		3/1981
GB	2285391	A	7/1995
WO	WO 91/19450		12/1991
WO	WO 95/07046		3/1995
WO	WO 96/20632		7/1996
WO	WO 97/24973		7/1997
WO	WO 99/23930		5/1999
WO	WO 2004/021851	A1	3/2004
WO	WO 2004/023966	A1	3/2004
WO	WO 2005/089619	A1	9/2005
WO	WO 2006/025814		3/2006

* cited by examiner

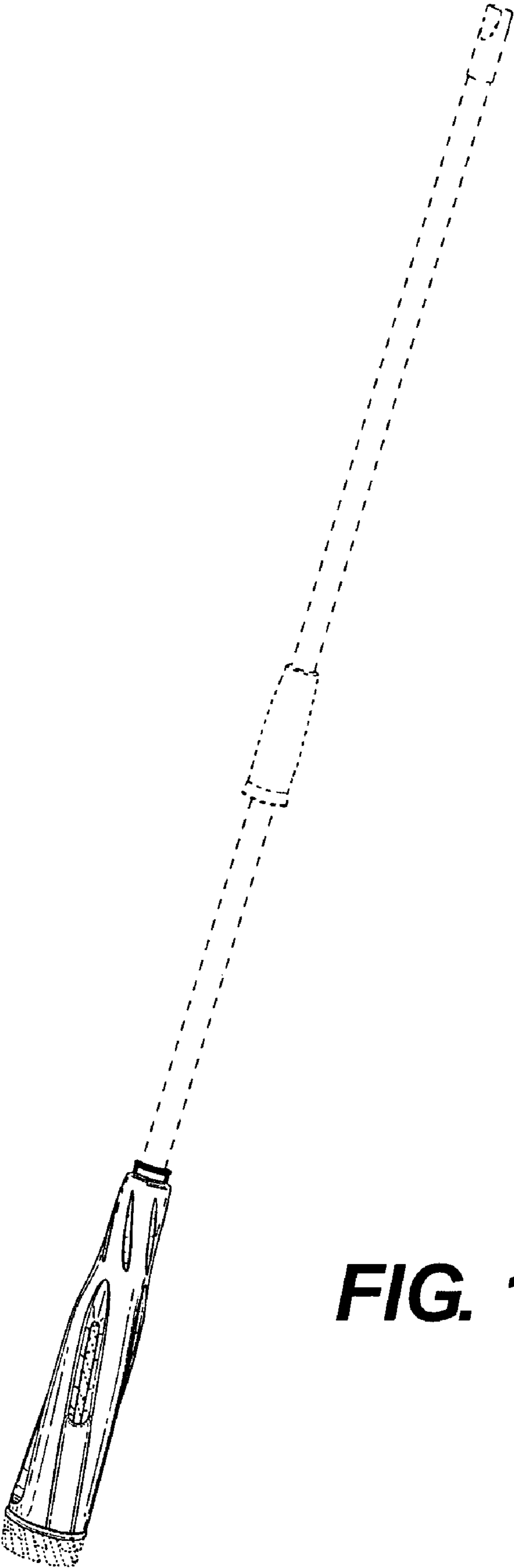


FIG. 1

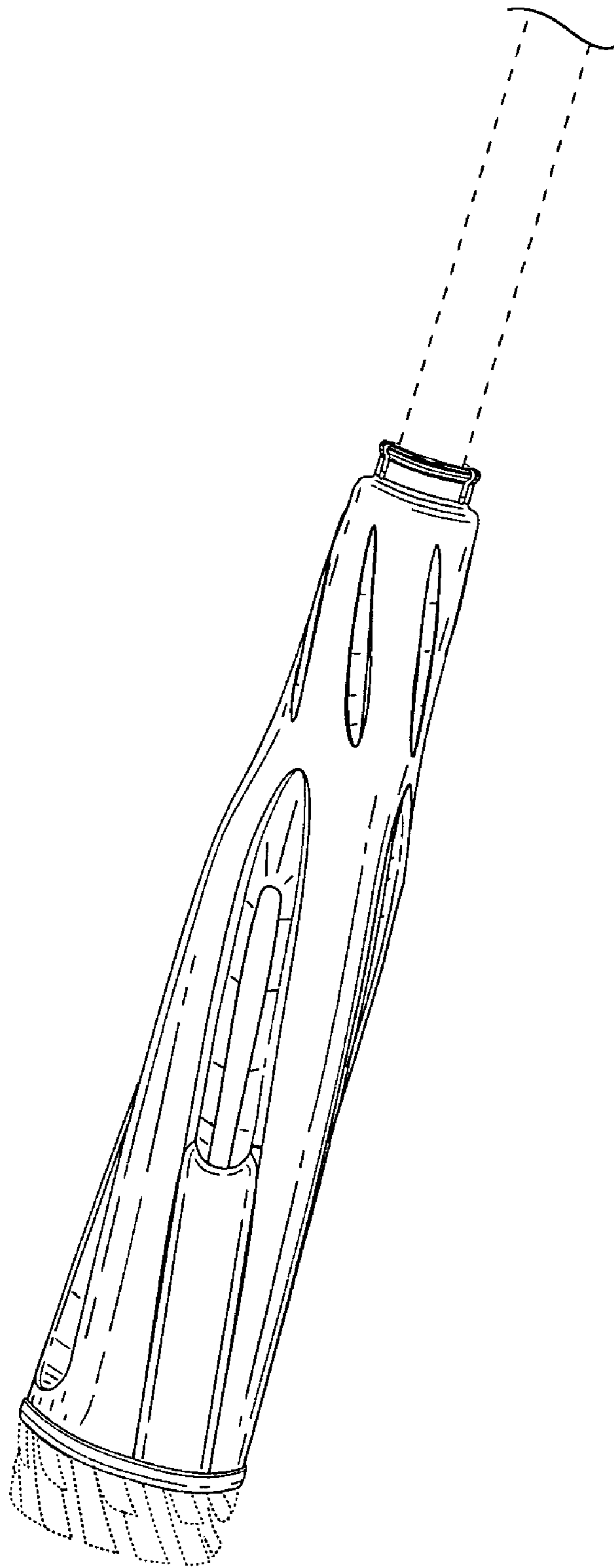


FIG. 2

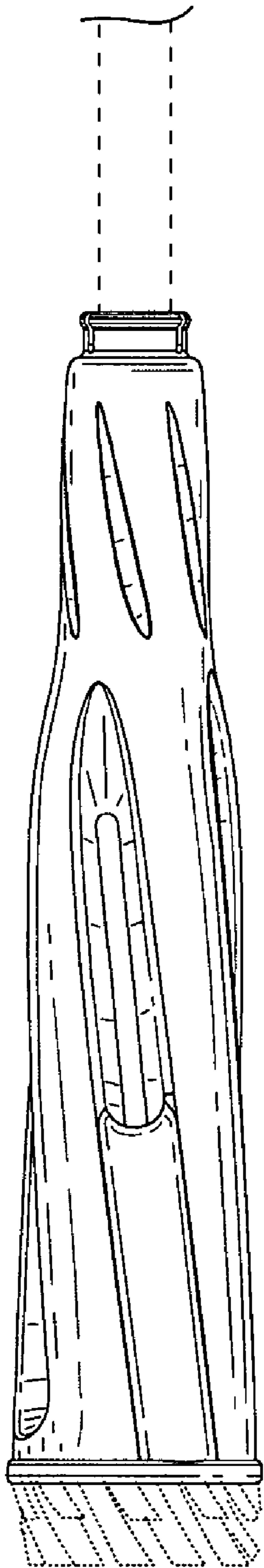


FIG. 3

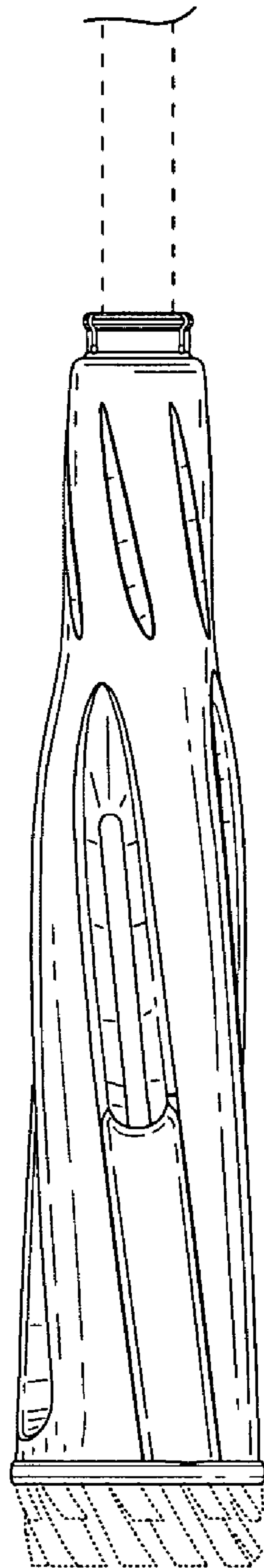


FIG. 4

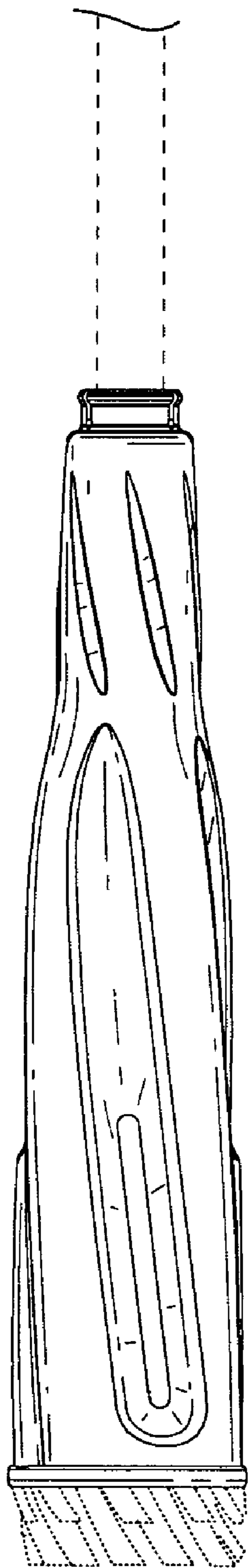


FIG. 5

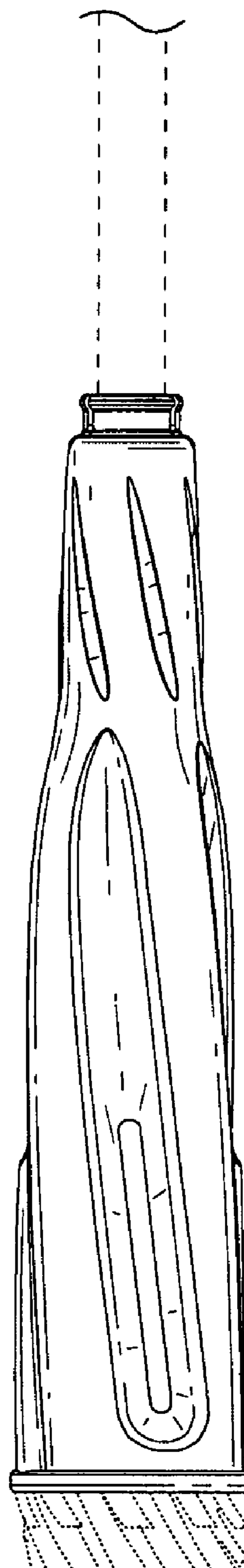


FIG. 6




FIG. 7