



US00D597258S

(12) **United States Design Patent**
Szeles

(10) **Patent No.:** **US D597,258 S**
(45) **Date of Patent:** **** Jul. 28, 2009**

(54) **BODY TEMPERATURE REDUCING UNDER SHIRT**

D583,999 S * 12/2008 Middlebrooks D29/101.4
D584,455 S * 1/2009 Doornhein et al. D29/101.4
D585,603 S * 1/2009 O'Connor et al. D29/101.4

(75) Inventor: **Michael T. Szeles**, N. Las Vegas, NV
(US)

* cited by examiner

(73) Assignee: **Michael Szeles**, NLV

Primary Examiner—Robert M Spear
Assistant Examiner—Barbara B Lohr
(74) *Attorney, Agent, or Firm*—Michael Szeles

(**) Term: **14 Years**

(21) Appl. No.: **29/321,104**

(57) **CLAIM**

(22) Filed: **Jul. 10, 2008**

The ornamental design for a body temperature reducing under shirt, as shown and described.

(51) **LOC (9) Cl.** **29-02**

(52) **U.S. Cl.** **D29/101.3; D29/101.4**

(58) **Field of Classification Search** D29/100,
D29/101.2, 101.3, 101.4, 101.5, 120.1, 121.1,
D29/122, 124; D2/828, 847, 860, 861; D21/683;
D30/152; 2/1, 2.5, 16, 22, 23, 24, 51, 62,
2/70, 92, 102, 223, 227, 267, 455, 456, 457,
2/458, 459, 461, 463, 464, 465, 466, 467,
2/911; 109/49.5; 182/3, 4, 5, 6; 244/151 R;
297/48.5

DESCRIPTION

FIG. 1 is a perspective view of a body temperature reducing under shirt, showing my new design;
FIG. 2 is a front elevational view of the invention;
FIG. 3 is a rear elevational view of the invention;
FIG. 4 is a left-side elevational view of the invention, the right-side elevational view being a mirror image thereof;
FIG. 5 is a top plan view of the invention; and,
FIG. 6 is a bottom plan view of the invention.

See application file for complete search history.


In the drawings, the broken lines showing a man in FIG. 1 are included for the purpose of illustrating the invention in use, and form no part of the claimed design; the broken lines depicting stitching on the pocket structures of the under shirt in FIGS. 1–4 form part of the claim.

(56) **References Cited**

U.S. PATENT DOCUMENTS

D353,256 S * 12/1994 VanZelf D29/101.4
D482,499 S * 11/2003 Garrido et al. D29/100
D516,252 S * 2/2006 Farshid et al. D29/100

1 Claim, 3 Drawing Sheets






FIG. 1




FIG. 2

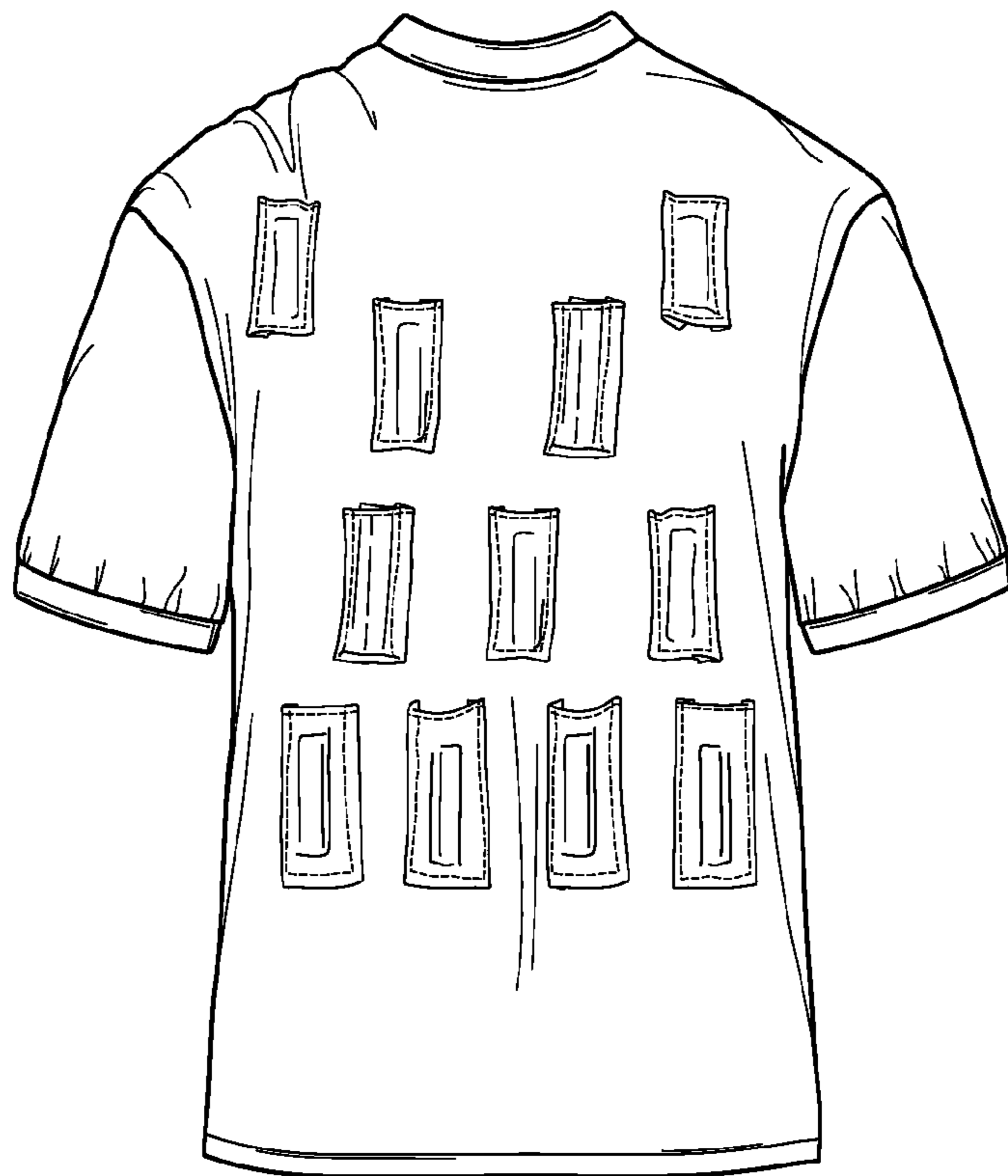


FIG. 3

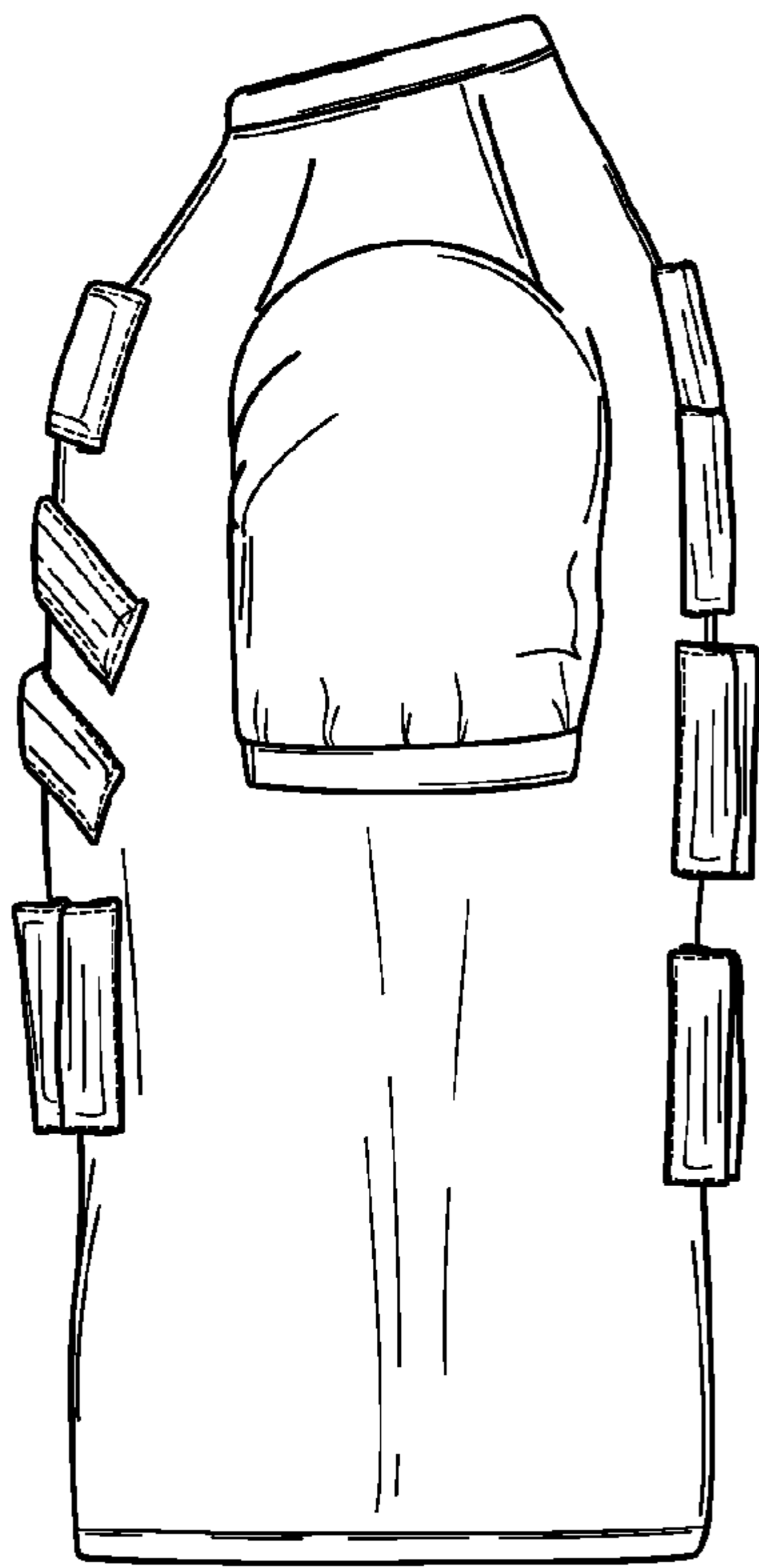


FIG. 4

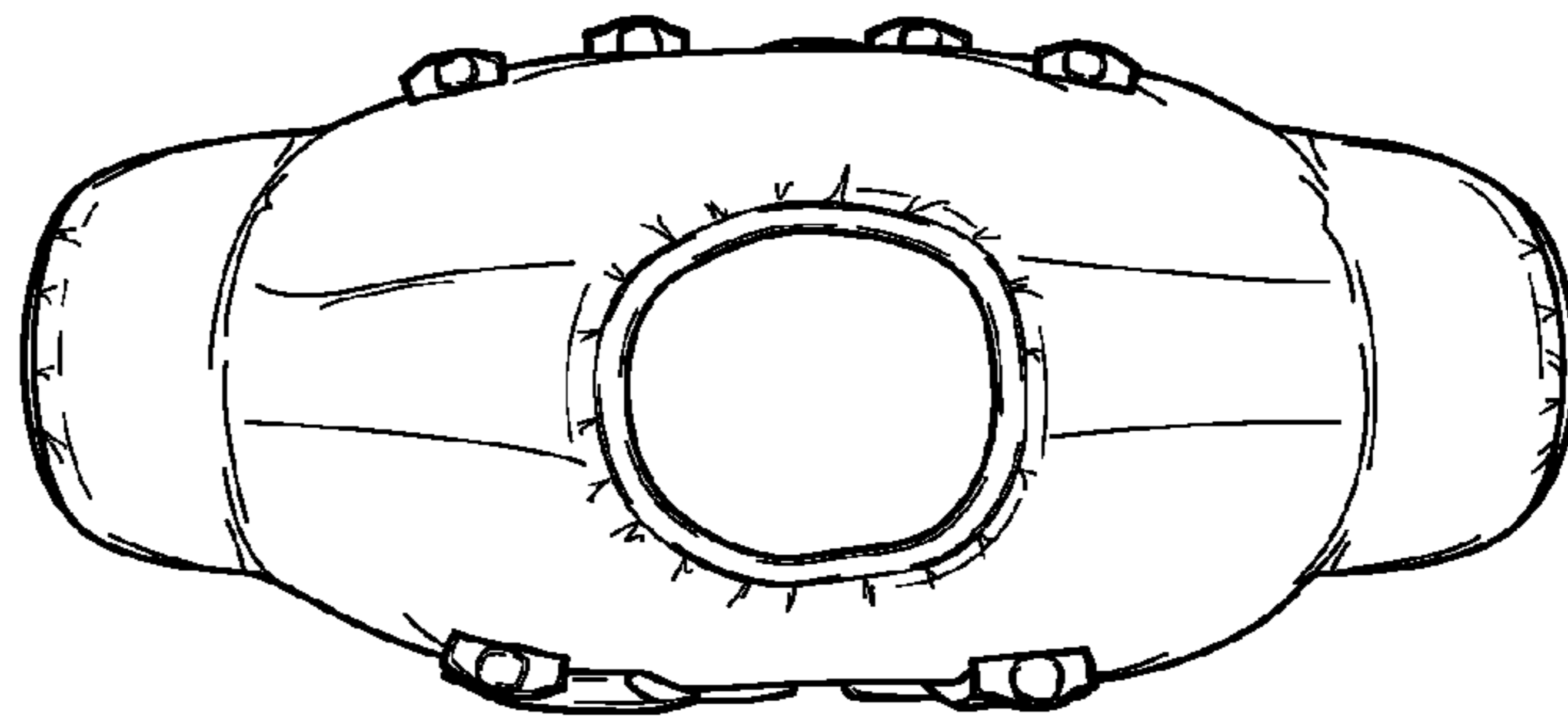


FIG. 5

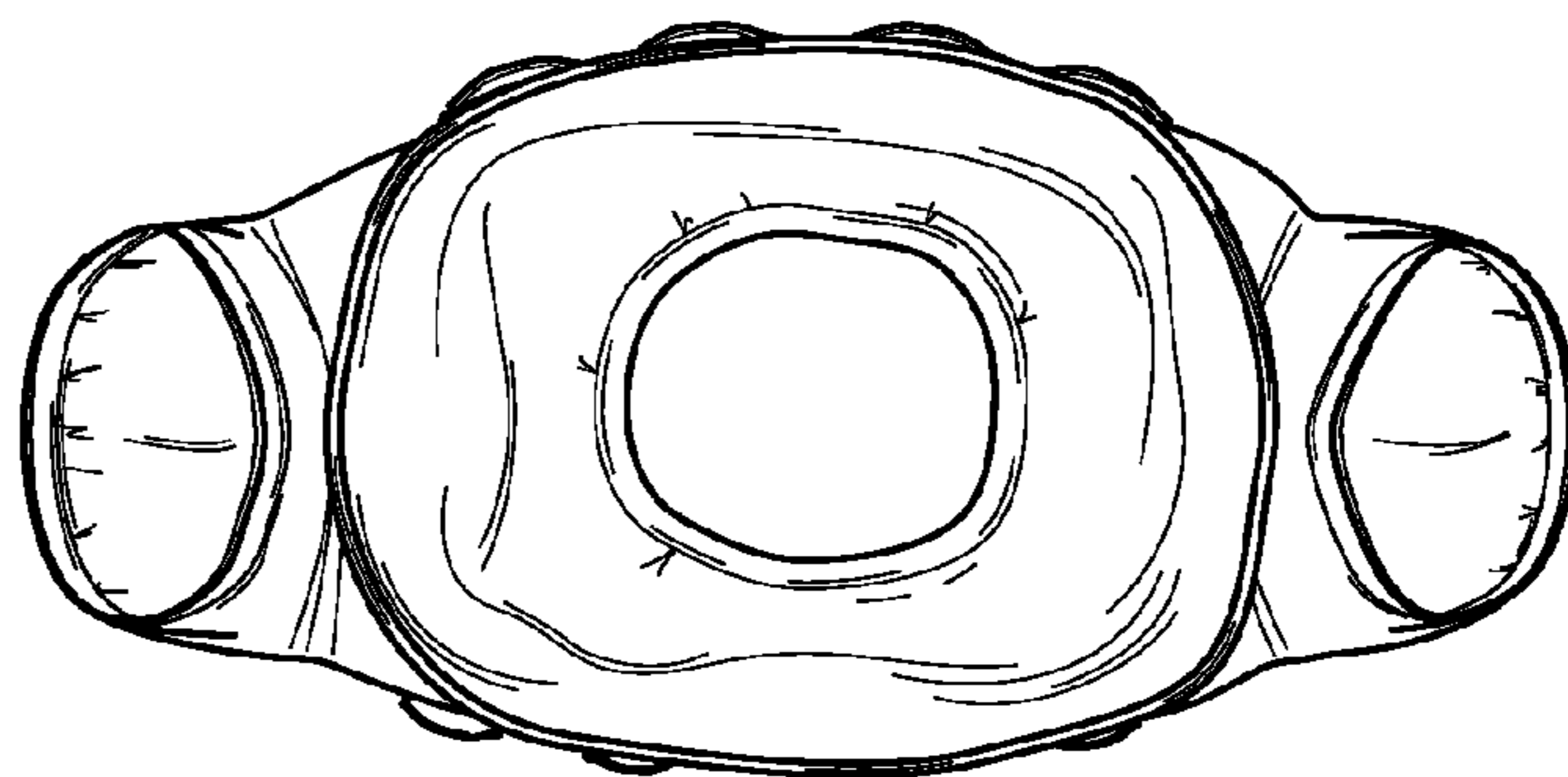


FIG. 6