



US00D597231S

(12) **United States Design Patent**
Hanaoka

(10) **Patent No.:** **US D597,231 S**
(45) **Date of Patent:** **** Jul. 28, 2009**

(54) **REAR COMBINATION LAMP FOR AN
AUTOMOBILE**

D553,268 S * 10/2007 Pfeiffer D26/28
D553,269 S * 10/2007 Pfeiffer et al. D26/28

(75) Inventor: **Hisakazu Hanaoka**, Wako (JP)

* cited by examiner

(73) Assignee: **Honda Motor Co., Ltd**, Tokyo (JP)

Primary Examiner—Marcus A. Jackson

(**) Term: **14 Years**

(74) *Attorney, Agent, or Firm*—Westerman, Hattori, Daniels
& Adrian, LLP.

(21) Appl. No.: **29/329,110**

(57) **CLAIM**

(22) Filed: **Dec. 9, 2008**

The ornamental design for a rear combination lamp for an
automobile, as shown and described.

(30) **Foreign Application Priority Data**

Jun. 10, 2008 (JP) 2008-014765

DESCRIPTION

(51) **LOC (9) Cl.** **26-06**

(52) **U.S. Cl.** **D26/28**

(58) **Field of Classification Search** D26/28-36;
362/459-468, 475-478, 485-487
See application file for complete search history.

FIG. 1 is a front, elevation view of the rear combination lamp
for an automobile, showing my new design;

FIG. 2 is a top, plan view thereof;

FIG. 3 is a left-side, elevation view thereof; and,

FIG. 4 is a front, perspective view thereof.

The broken lines in the drawings illustrate environmental
structure and form no part of the claimed design.

(56) **References Cited**

U.S. PATENT DOCUMENTS

D549,363 S * 8/2007 Pfeiffer D26/28
D552,769 S * 10/2007 Leclercq D26/28

1 Claim, 2 Drawing Sheets

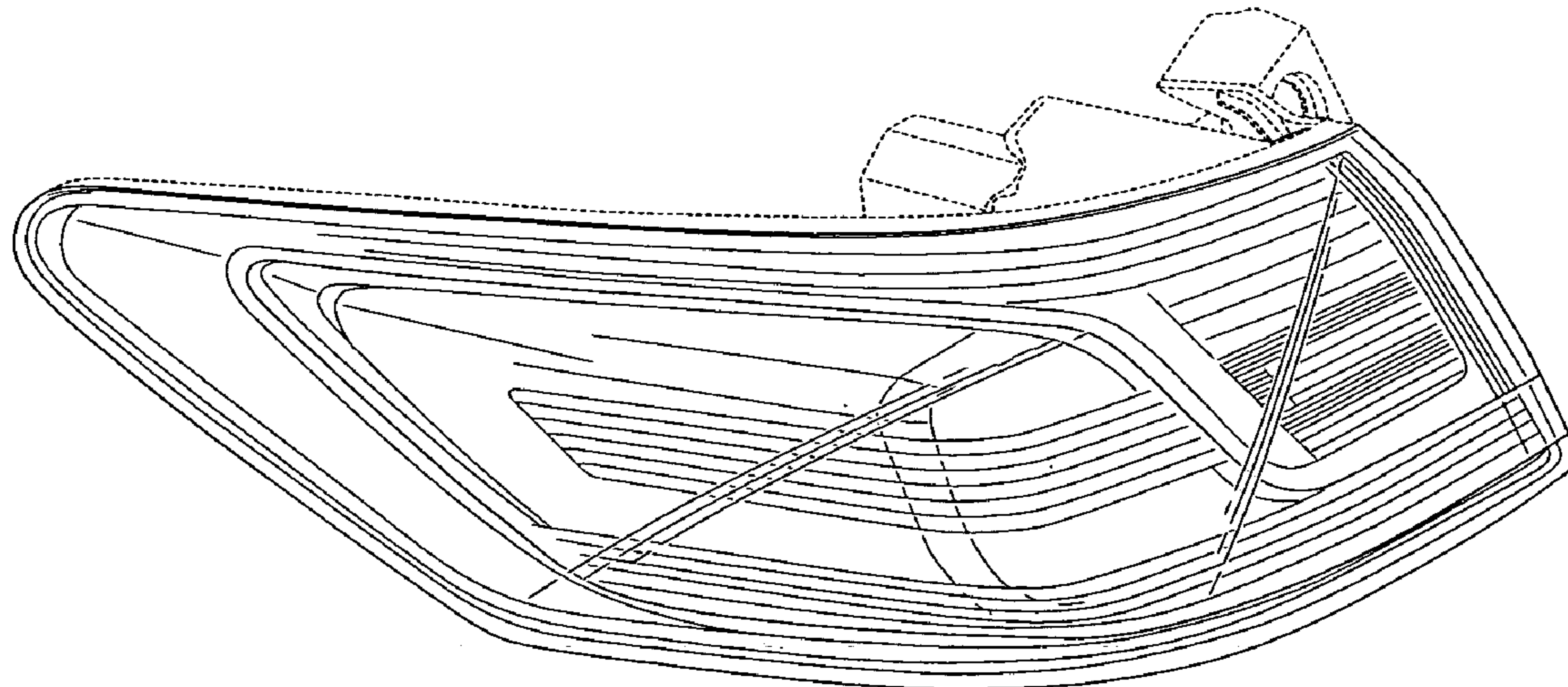


FIG.1

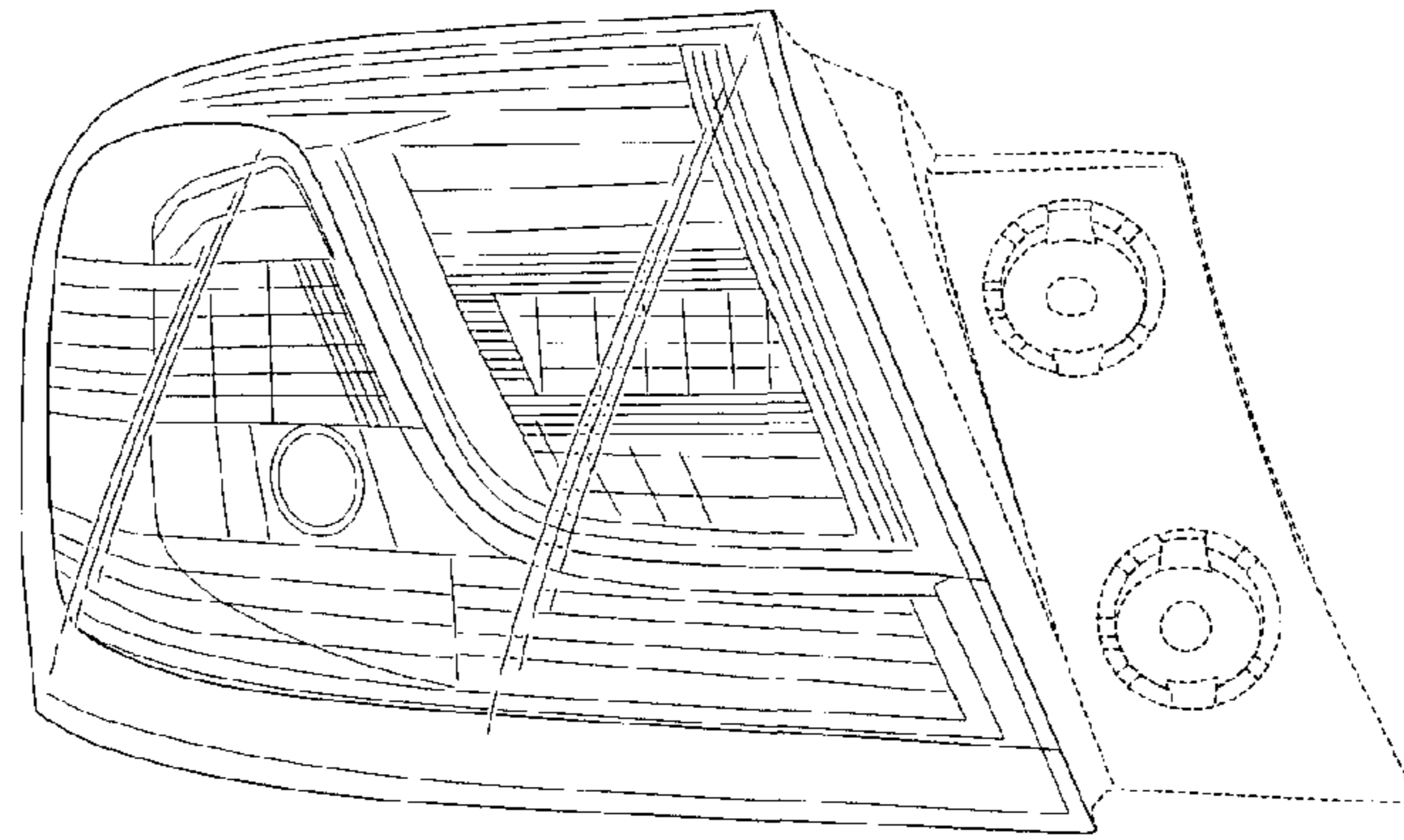


FIG.2

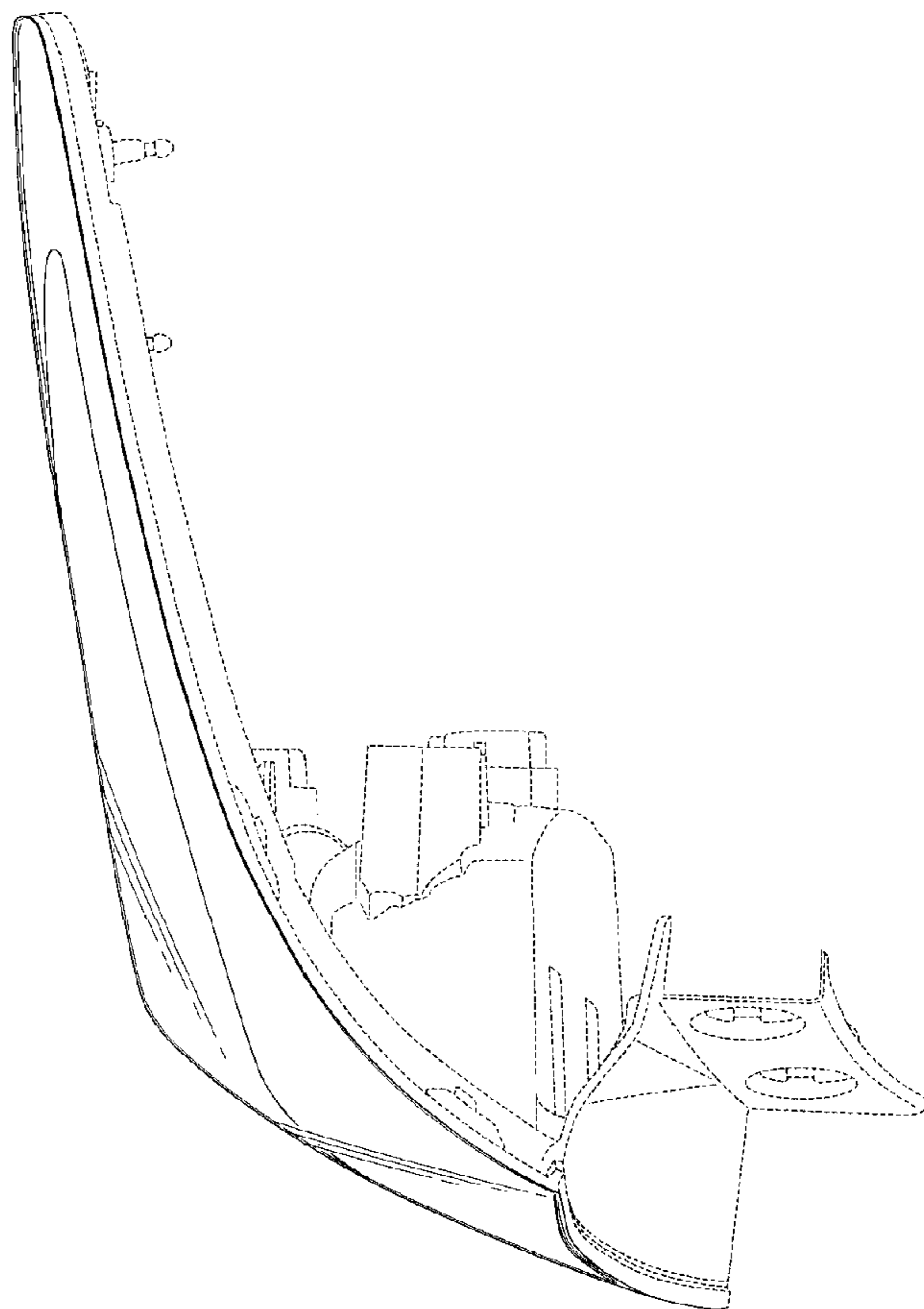


FIG.3

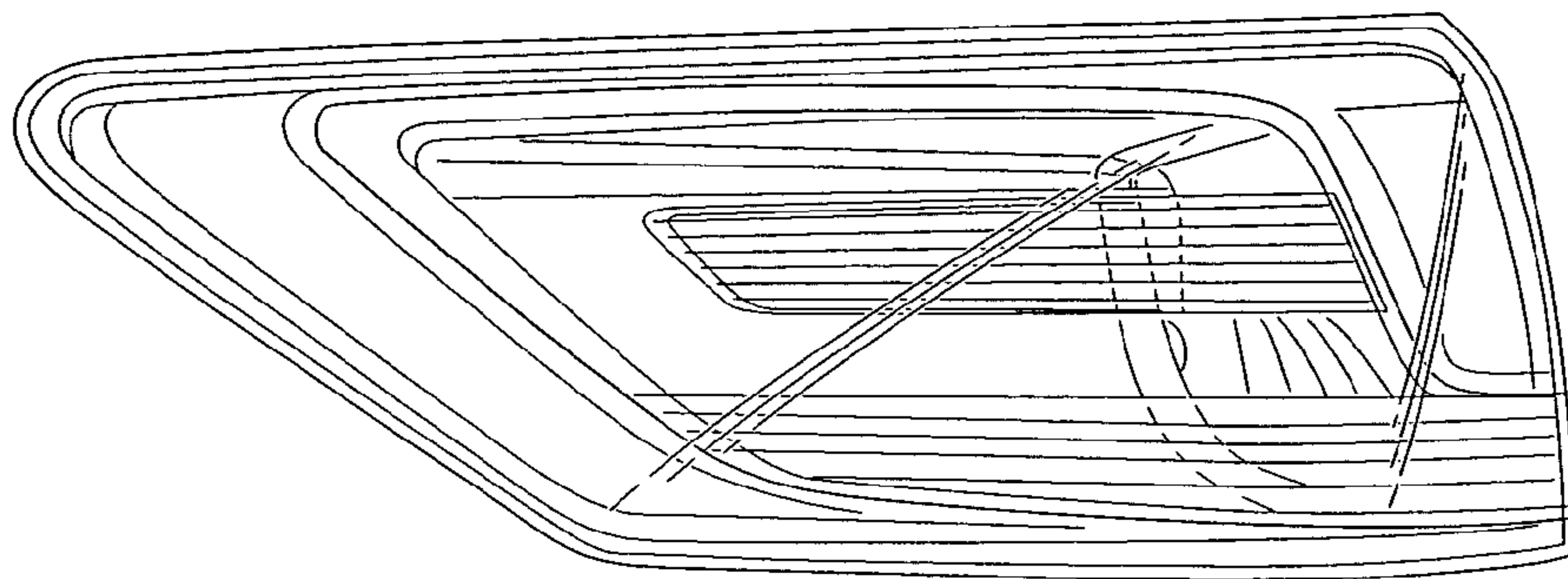


FIG.4

