

US00D597218S

(12) **United States Design Patent**
Stewart

(10) **Patent No.:** **US D597,218 S**

(45) **Date of Patent:** **** Jul. 28, 2009**

(54) **BI-POD HUNTERS BLIND**

(76) Inventor: **Robert D. Stewart**, 1991 Hwy 467,
Worthville, KY (US) 41098

(**) Term: **14 Years**

(21) Appl. No.: **29/293,904**

(22) Filed: **Dec. 17, 2007**

(51) **LOC (9) Cl.** **25-03**

(52) **U.S. Cl.** **D25/16**

(58) **Field of Classification Search** D25/1,
D25/16; D21/834, 838; 43/1; 135/901,
135/908, 90, 98, 117

See application file for complete search history.

(56) **References Cited**

U.S. PATENT DOCUMENTS

3,052,054	A	9/1962	Littleton et al.	
3,902,264	A	9/1975	Radig	
4,751,936	A	6/1988	Zibble et al.	
4,805,655	A *	2/1989	Justice	135/90
D313,830	S *	1/1991	Foust	D21/838
5,400,541	A *	3/1995	Ennamorato et al.	43/1
5,787,914	A *	8/1998	Greywall	135/90
5,944,041	A	8/1999	Kitchens	
6,202,665	B1 *	3/2001	O'Hare	135/90
6,296,005	B1	10/2001	Williams et al.	
6,431,192	B2 *	8/2002	O'Hare	135/125
6,434,877	B1	8/2002	Shelton	

7,219,680	B1	5/2007	Gresock	
D558,293	S *	12/2007	Brumbach et al.	D21/834
2001/0009158	A1 *	7/2001	O'Hare	135/90
2002/0078988	A1	6/2002	Valpredo	
2005/0257820	A1 *	11/2005	Eastman II	135/90

* cited by examiner

Primary Examiner—T. Chase Nelson

Assistant Examiner—Kathleen M Sims

(74) *Attorney, Agent, or Firm*—Robert C. Montgomery

(57) **CLAIM**

The ornamental design for a bi-pod hunters blind, as shown and described.

DESCRIPTION

FIG. 1 is a perspective environmental view of a bi-pod hunters blind, in an extended deployment state, showing my new design;

FIG. 2 is a front view thereof;


FIG. 3 is a side view thereof;

FIG. 4 is a top view thereof; and,

FIG. 5 is a bottom view thereof.

The broken line showing of a hunter and weapon in FIG. 1 is included for the purpose of showing environmental portions of the bi-pod hunters blind and forms no part of the claimed design.

1 Claim, 5 Drawing Sheets



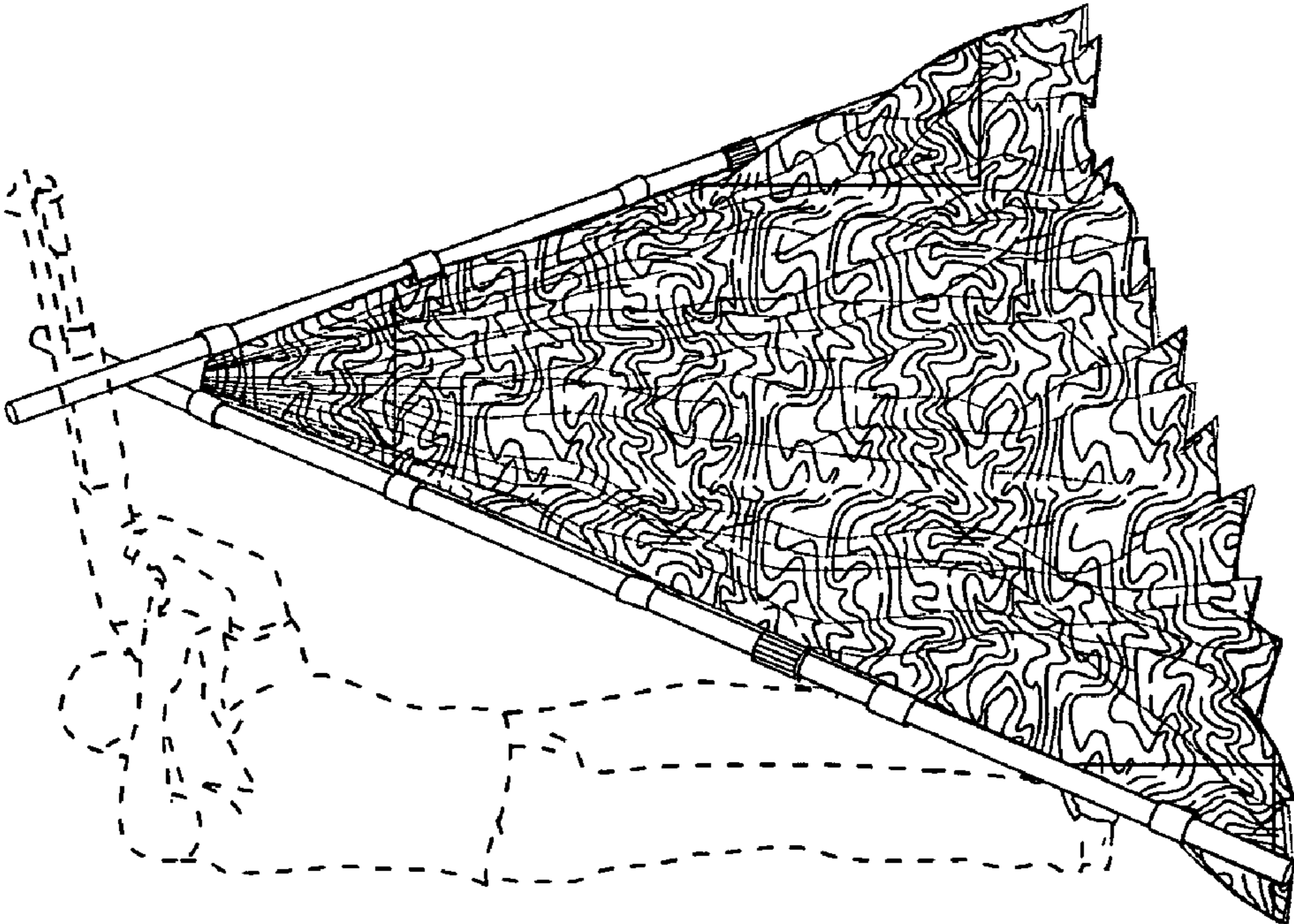


Fig. 1

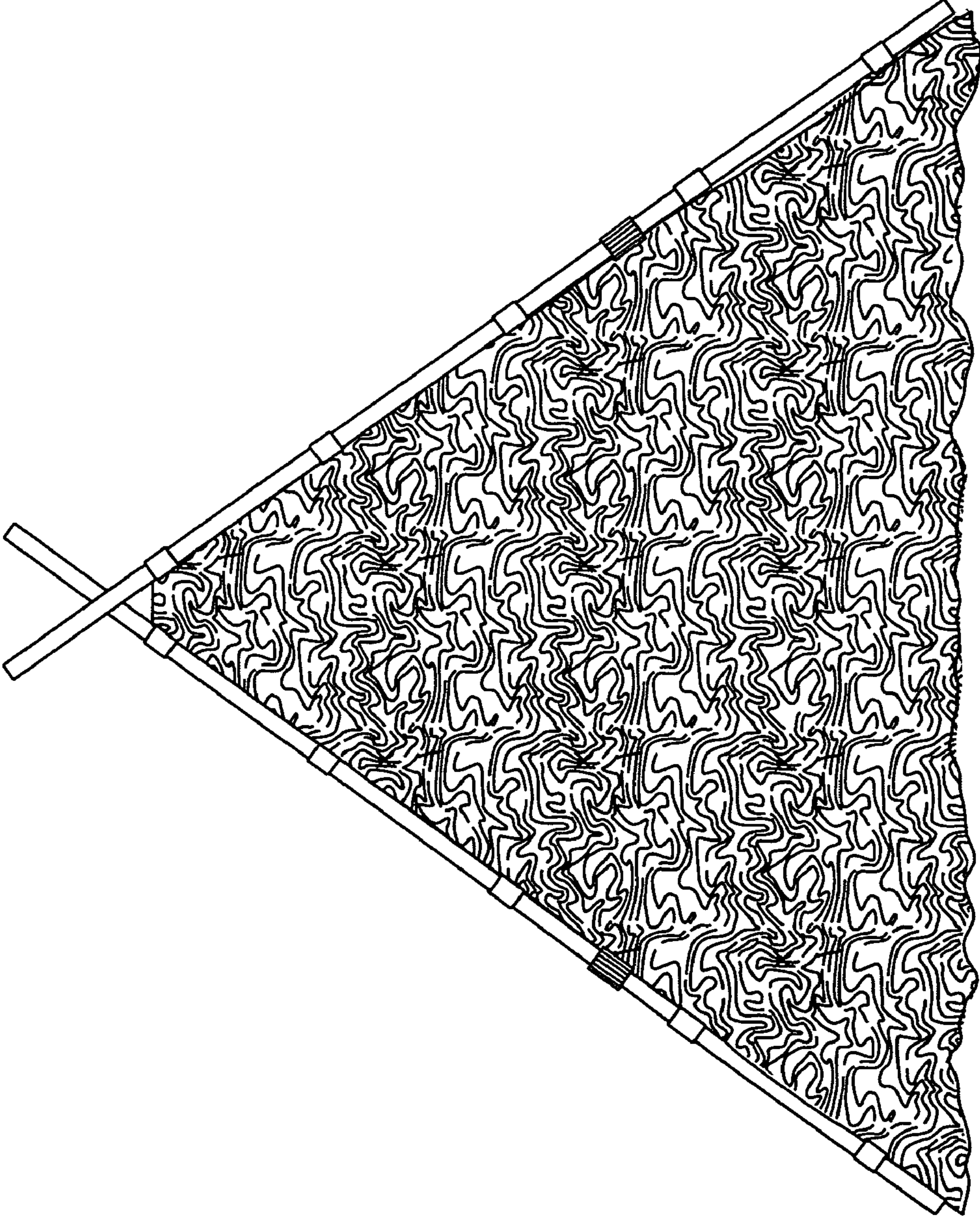


Fig. 2

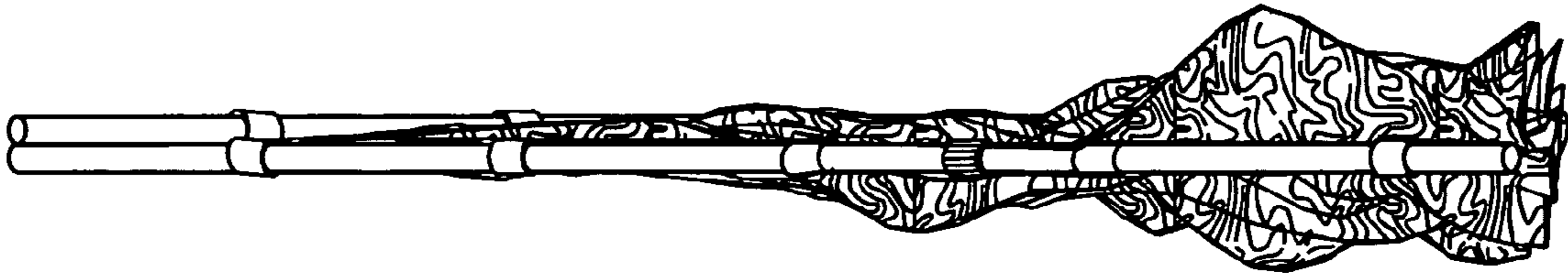


Fig. 3

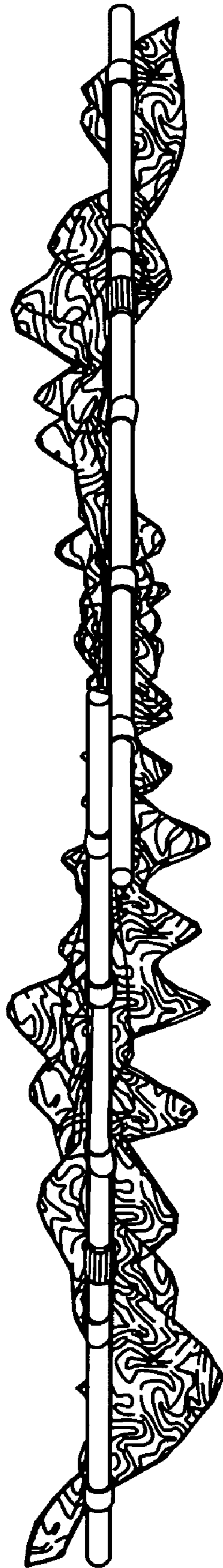


Fig. 4



Fig. 5