



US00D597209S

(12) **United States Design Patent**  
**Boulot**

(10) **Patent No.:** **US D597,209 S**  
(45) **Date of Patent:** **\*\* Jul. 28, 2009**

(54) **SPINE PROSTHETIC**

(75) Inventor: **Jacques Boulot**, Toulouse (FR)

(73) Assignee: **Orthopedic & Spine Development**,  
Avignon Cedex (FR)

(\*\*) Term: **14 Years**

(21) Appl. No.: **29/318,091**

(22) Filed: **May 13, 2008**

(51) **LOC (9) Cl.** ..... **24-03**

(52) **U.S. Cl.** ..... **D24/155**

(58) **Field of Classification Search** ..... D24/155-157;  
606/60, 61, 73, 95, 213, 246, 248, 249; 623/17.11,  
623/17.12, 17.13, 17.14, 17.15, 17.16, 23.61,  
623/23.56; D15/143, 139

See application file for complete search history.

(56) **References Cited**

**U.S. PATENT DOCUMENTS**

|           |      |         |               |       |           |
|-----------|------|---------|---------------|-------|-----------|
| 6,245,108 | B1 * | 6/2001  | Biscup        | ..... | 623/17.11 |
| 6,315,797 | B1 * | 11/2001 | Middleton     | ..... | 623/17.16 |
| 6,676,703 | B2 * | 1/2004  | Biscup        | ..... | 623/17.16 |
| D493,225  | S *  | 7/2004  | Varga et al.  | ..... | D24/155   |
| D494,274  | S *  | 8/2004  | Varga et al.  | ..... | D24/155   |
| D501,555  | S *  | 2/2005  | Varga et al.  | ..... | D24/155   |
| 7,125,424 | B2 * | 10/2006 | Banick et al. | ..... | 623/17.11 |
| 7,137,997 | B2 * | 11/2006 | Paul          | ..... | 623/17.11 |

|              |      |         |               |       |           |
|--------------|------|---------|---------------|-------|-----------|
| 7,141,068    | B2 * | 11/2006 | Ross et al.   | ..... | 623/17.11 |
| D533,277     | S *  | 12/2006 | Blain         | ..... | D24/155   |
| D553,745     | S *  | 10/2007 | Park          | ..... | D24/155   |
| D564,095     | S *  | 3/2008  | Blain         | ..... | D24/155   |
| D580,551     | S *  | 11/2008 | Cohen         | ..... | D24/155   |
| D585,553     | S *  | 1/2009  | Valois        | ..... | D24/155   |
| 2007/0093897 | A1 * | 4/2007  | Gerbec et al. | ..... | 623/17.11 |

\* cited by examiner

*Primary Examiner*—Charles A Rademaker

(74) *Attorney, Agent, or Firm*—Polster, Lieder, Woodruff & Lucchesi, L.C.

(57) **CLAIM**

The ornamental design for spine prosthetic, as shown and described.

**DESCRIPTION**

FIG. 1 is a perspective view of a spine prosthetic showing my new design;

FIG. 2 is a right side elevational view thereof;

FIG. 3 is a left side elevational view thereof;

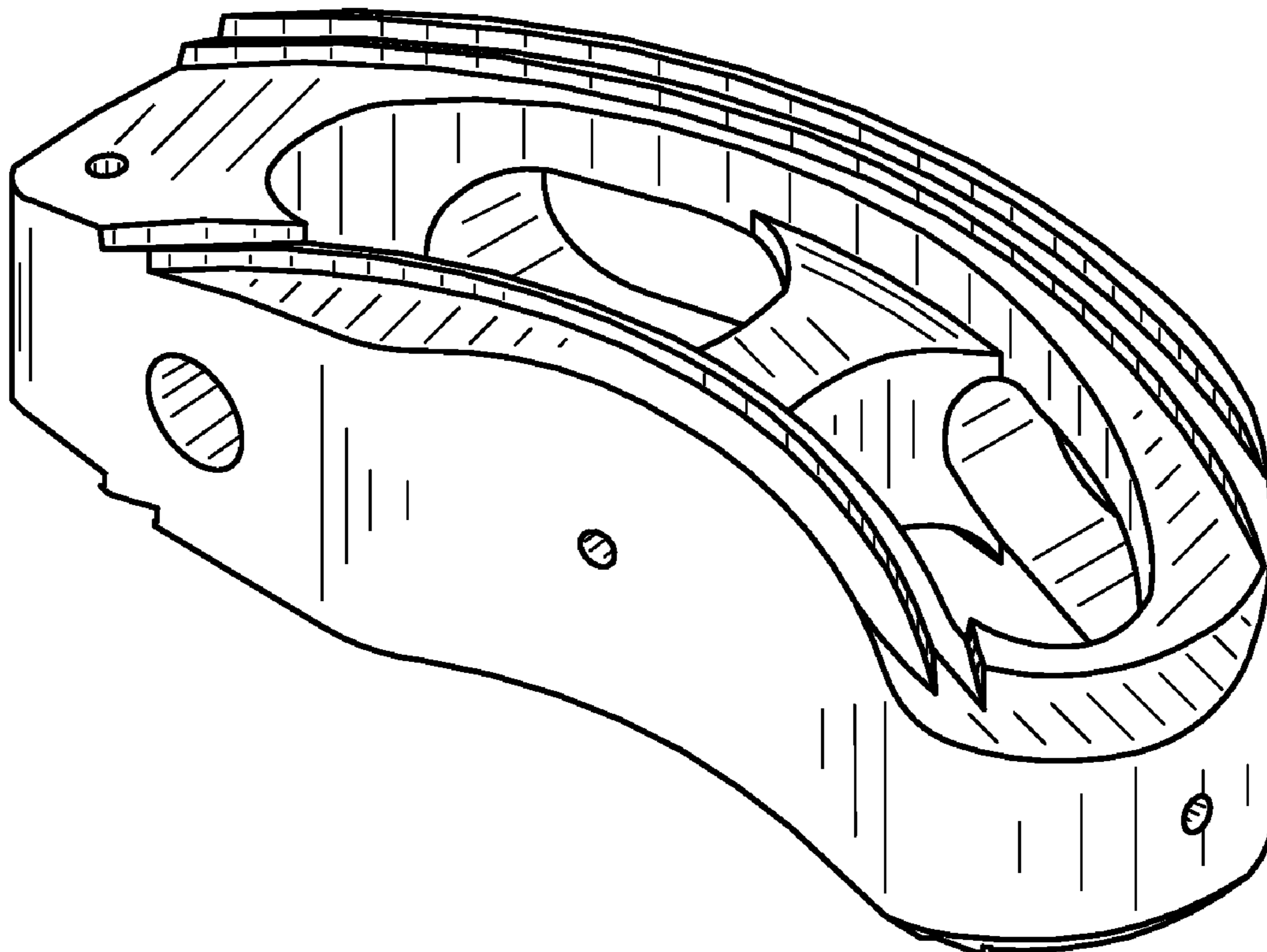
FIG. 4 is a back elevational view thereof;

FIG. 5 is a front elevational view thereof;

FIG. 6 is a top plan view thereof; and,

FIG. 7 is a bottom plan view thereof.

**1 Claim, 4 Drawing Sheets**



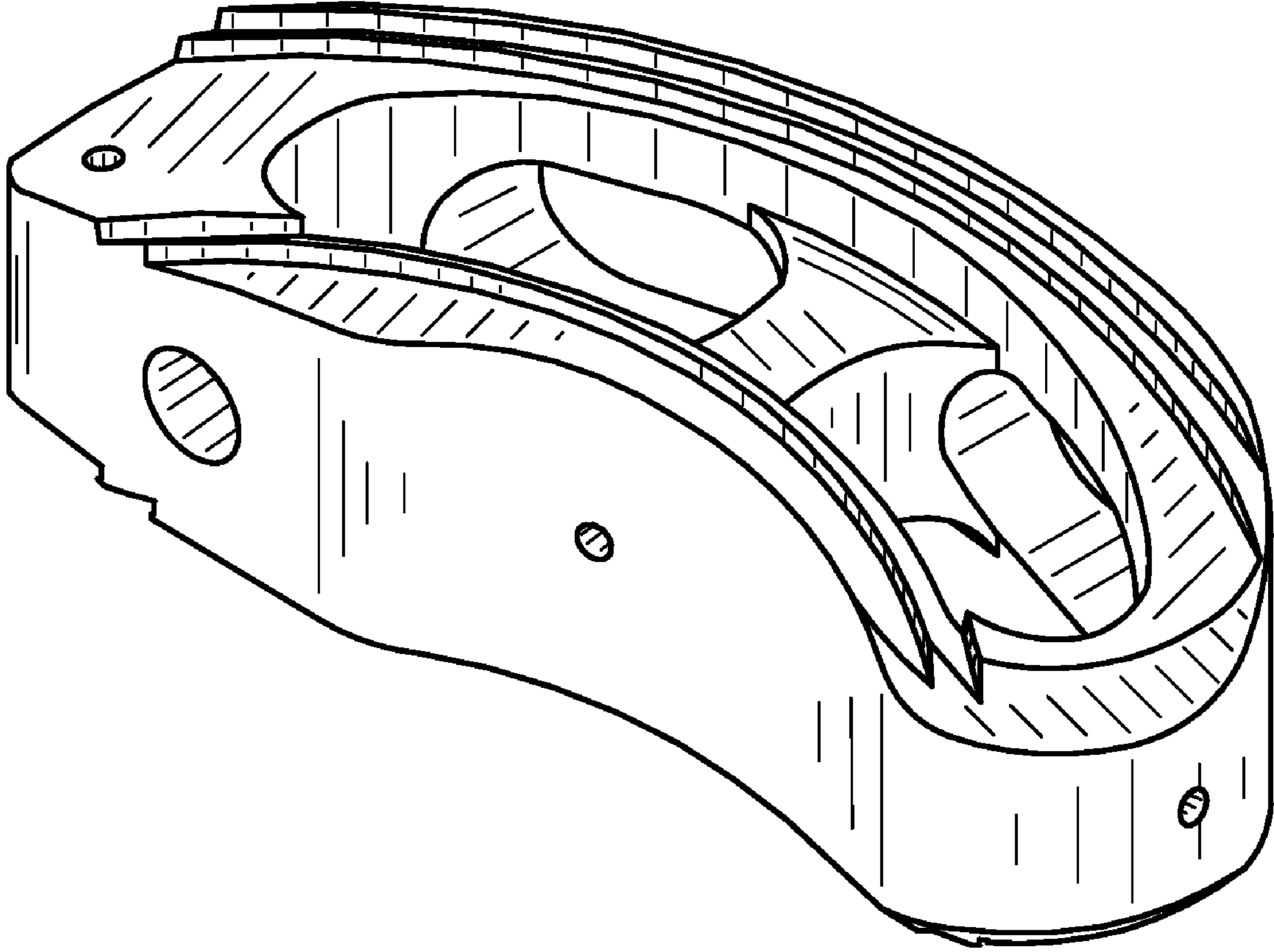


Fig. 1

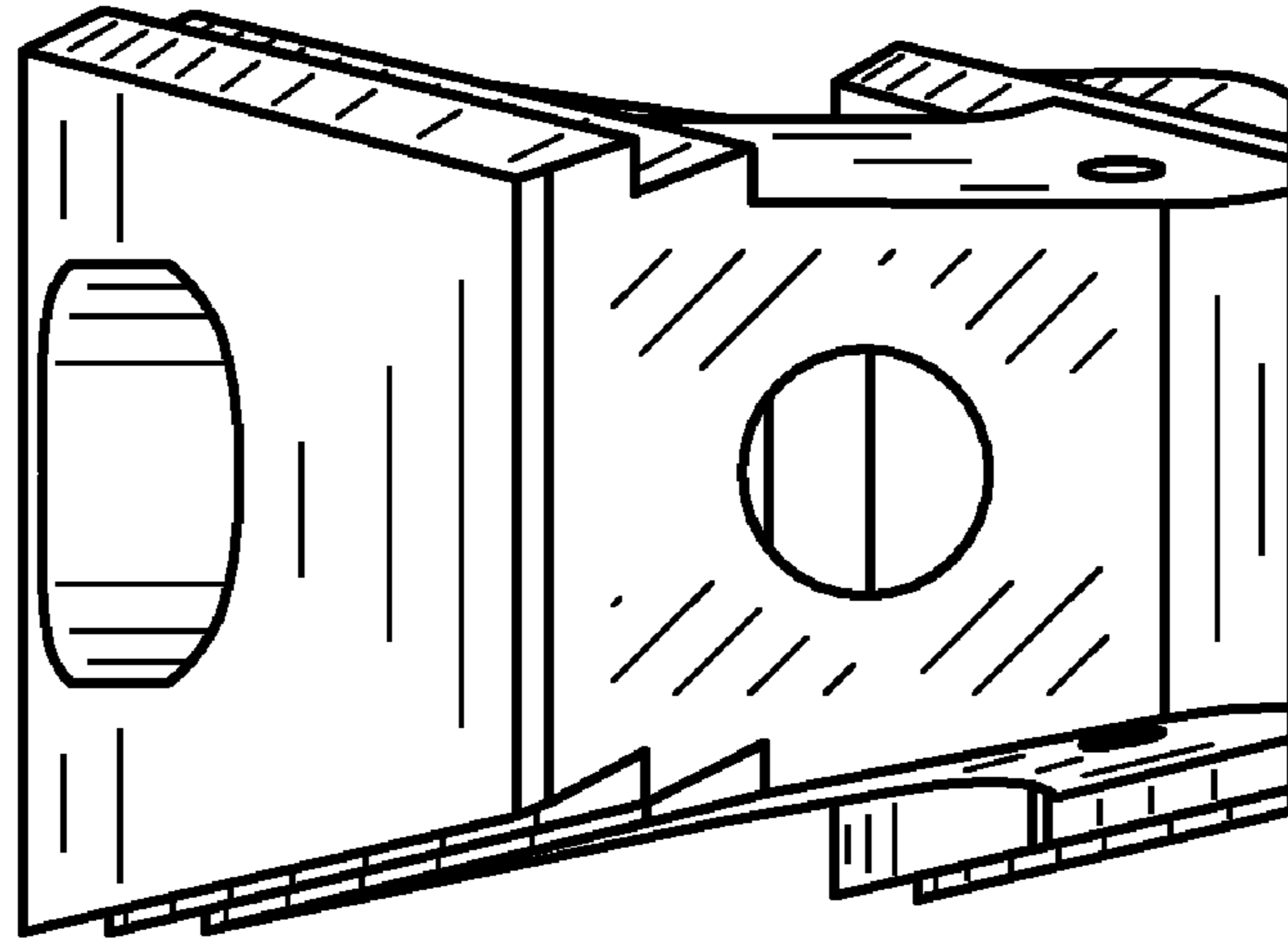


Fig. 2

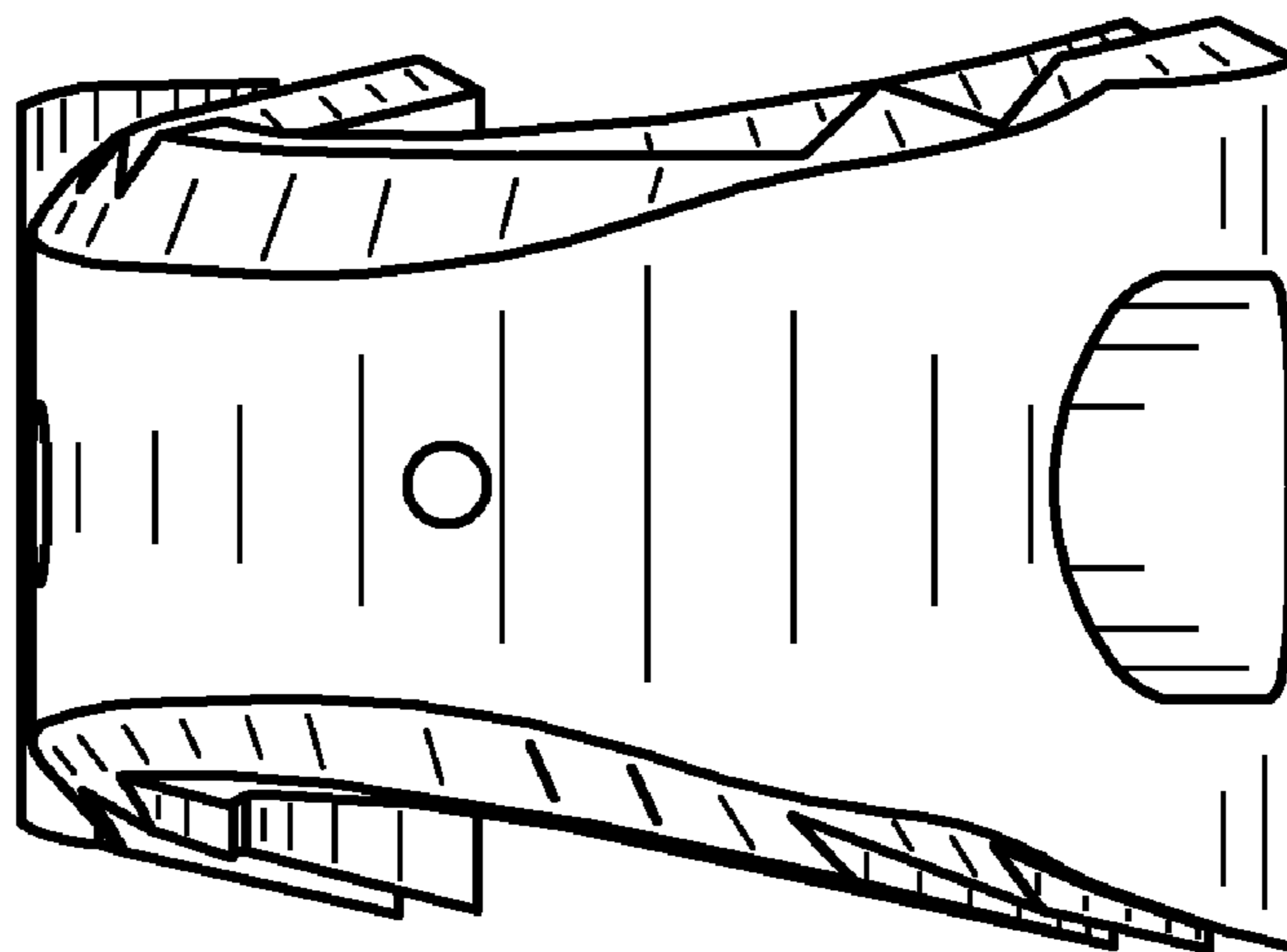


Fig. 3

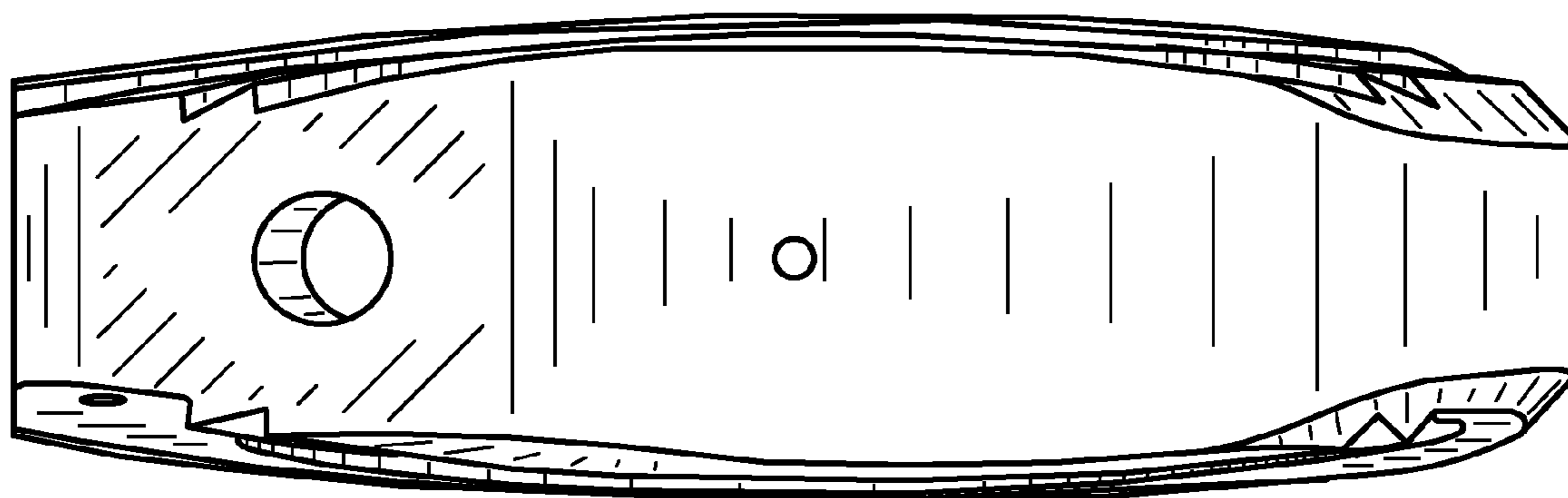


Fig. 4

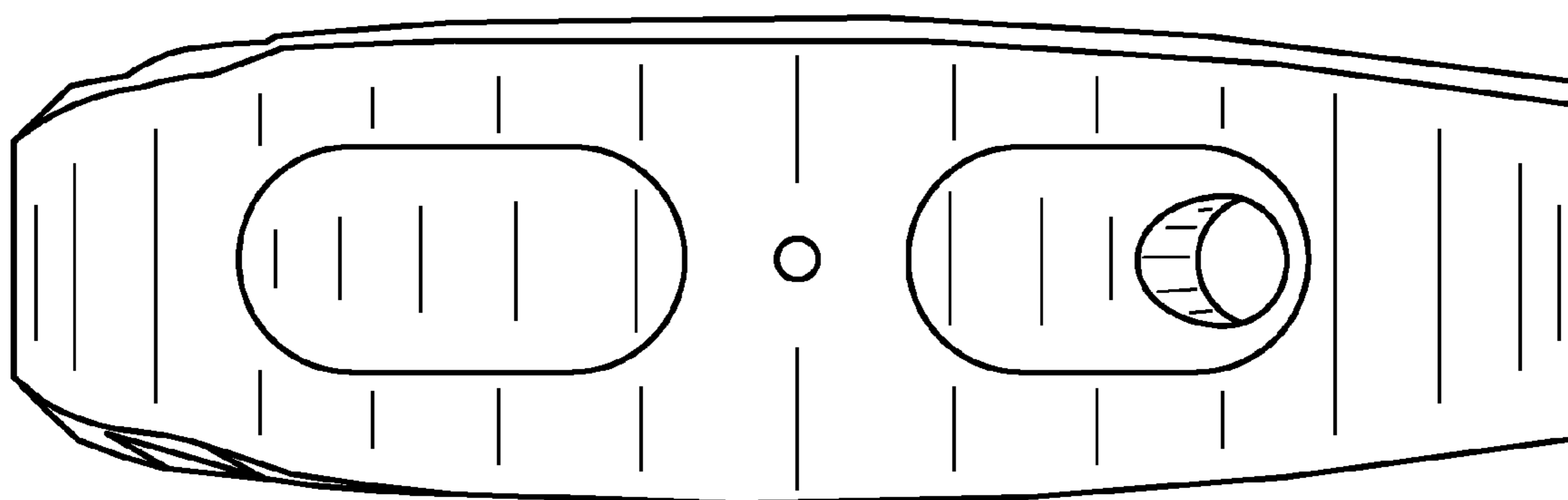


Fig. 5

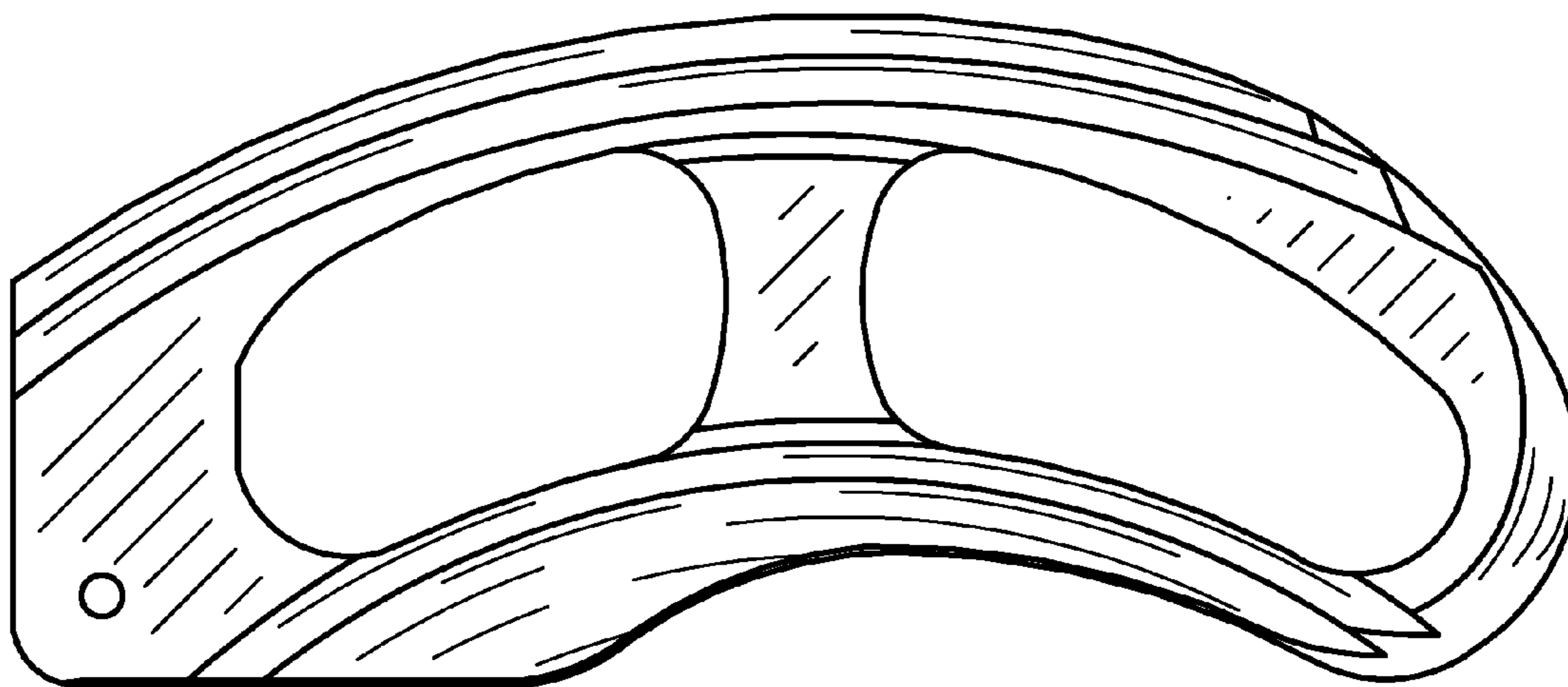


Fig. 6

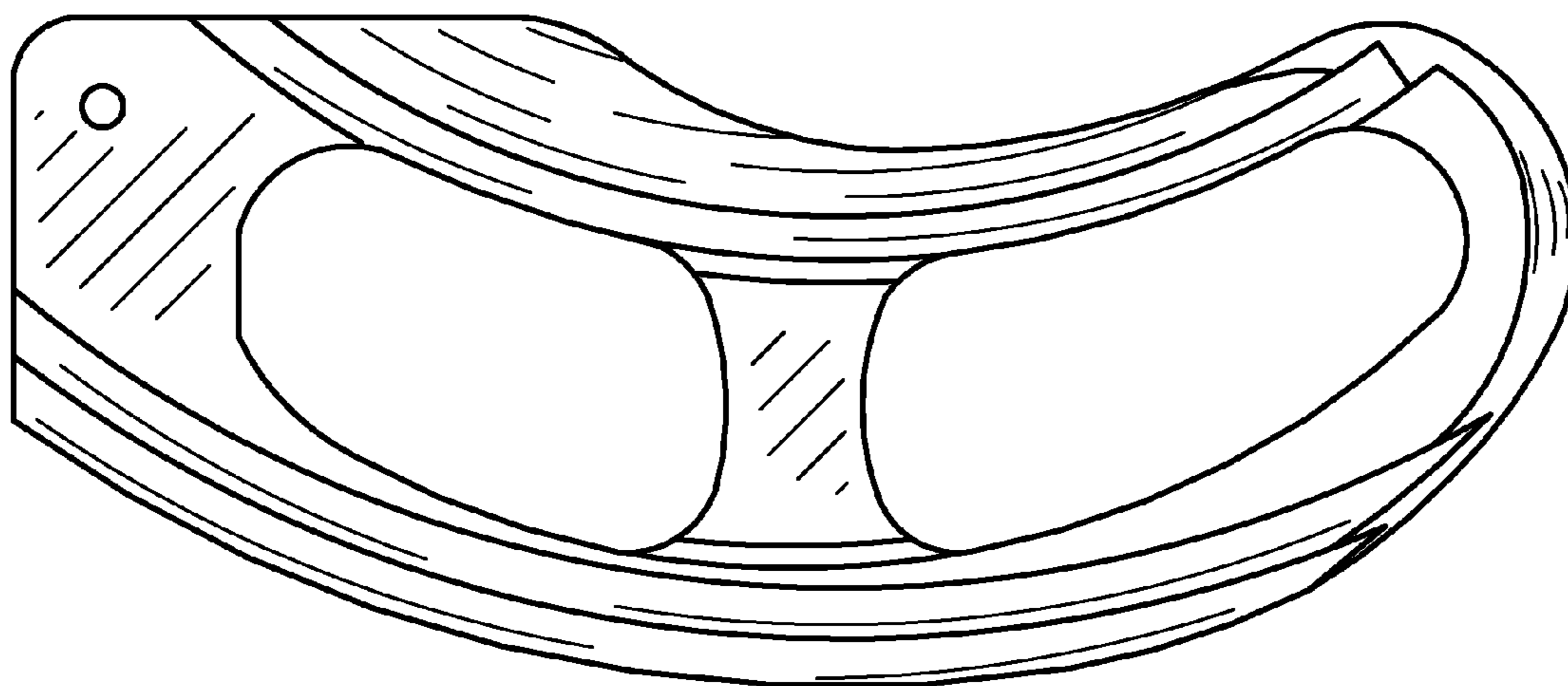


Fig. 7