



US00D597187S

(12) **United States Design Patent**
Campbell

(10) **Patent No.:** **US D597,187 S**
(45) **Date of Patent:** **** Jul. 28, 2009**

(54) **HUMIDIFIER**

(75) Inventor: **Glennbruce S. Campbell**, Memphis, TN
(US)

(73) Assignee: **Hunter Fan Company**, Memphis, TN
(US)

(**) Term: **14 Years**

(21) Appl. No.: **29/305,145**

(22) Filed: **Mar. 14, 2008**

(51) **LOC (9) Cl.** **23-04**

(52) **U.S. Cl.** **D23/356**

(58) **Field of Classification Search** D23/356,
D23/355, 364, 359, 360, 362, 352, 366, 369,
D23/332, 333, 335, 336, 342, 351; 422/120,
422/122; 55/356, 473, 504; 96/97; D14/188,
D14/170, 172; 261/DIG. 17, DIG. 65, DIG. 88,
261/DIG. 31

See application file for complete search history.

(56) **References Cited**

U.S. PATENT DOCUMENTS

| | | | | |
|--------------|---------|----------------|-------|---------|
| D288,597 S | 3/1987 | Young Se | | D23/146 |
| D337,634 S | 7/1993 | Copland et al. | | D23/356 |
| D358,461 S | 5/1995 | Barker et al. | | D23/356 |
| D370,254 S * | 5/1996 | Dancs et al. | | D23/366 |
| D375,349 S | 11/1996 | Gonzales | | D23/356 |
| D390,937 S * | 2/1998 | Moore | | D23/356 |
| D393,703 S | 4/1998 | Gilbertson | | D23/355 |
| D394,099 S | 5/1998 | Tsuji | | D23/356 |
| D397,196 S | 8/1998 | Tsuji | | D23/356 |
| D402,021 S * | 12/1998 | Allen et al. | | D23/356 |
| D402,744 S | 12/1998 | Zuege | | D23/356 |
| D408,511 S | 4/1999 | Allen et al. | | D23/356 |
| D413,661 S | 9/1999 | Litvin et al. | | D23/356 |
| D428,979 S * | 8/2000 | Cox et al. | | D23/356 |
| D430,656 S * | 9/2000 | Farrage et al. | | D23/356 |
| D431,641 S * | 10/2000 | Wilson, Jr. | | D23/356 |
| D432,221 S * | 10/2000 | Cox et al. | | D23/356 |

| | | | | |
|--------------|---------|-----------------|-------|---------|
| D438,296 S * | 2/2001 | Krauss | | D23/356 |
| D449,676 S * | 10/2001 | Mulvaney et al. | | D23/356 |
| D455,482 S * | 4/2002 | Krauss | | D23/356 |
| D459,456 S | 6/2002 | Campbell | | D23/356 |
| D467,325 S * | 12/2002 | Ching | | D23/335 |
| D475,772 S | 6/2003 | Birsdell et al. | | D23/356 |
| D484,962 S * | 1/2004 | Best et al. | | D23/356 |
| D488,854 S | 4/2004 | Stauffer | | D23/364 |
| D500,847 S * | 1/2005 | Manke et al. | | D23/356 |
| D508,735 S | 8/2005 | Klein | | D23/359 |
| D516,689 S | 3/2006 | Salmon et al. | | D23/364 |
| D529,161 S | 9/2006 | De'Longhi | | D23/364 |
| D534,636 S | 1/2007 | David et al. | | D23/351 |
| D535,372 S | 1/2007 | Kaizuka | | D23/360 |
| D548,314 S | 8/2007 | Huang | | D23/356 |

* cited by examiner

Primary Examiner—T. Chase Nelson
Assistant Examiner—David G Muller
(74) *Attorney, Agent, or Firm*—Baker Donelson et al.

(57) **CLAIM**

The ornamental design for a humidifier, as shown and described.

DESCRIPTION

FIG. 1 is a perspective view of a humidifier showing my new design.

FIG. 2 is a left side view thereof.

FIG. 3 is a right side view thereof.

FIG. 4 is a front view thereof.

FIG. 5 is a rear view thereof.

FIG. 6 is a top view thereof; and,

FIG. 7 is a bottom view thereof.

The portions of the humidifier shown in broken lines depict environmental subject matter only and form no part of the claimed design.

1 Claim, 4 Drawing Sheets

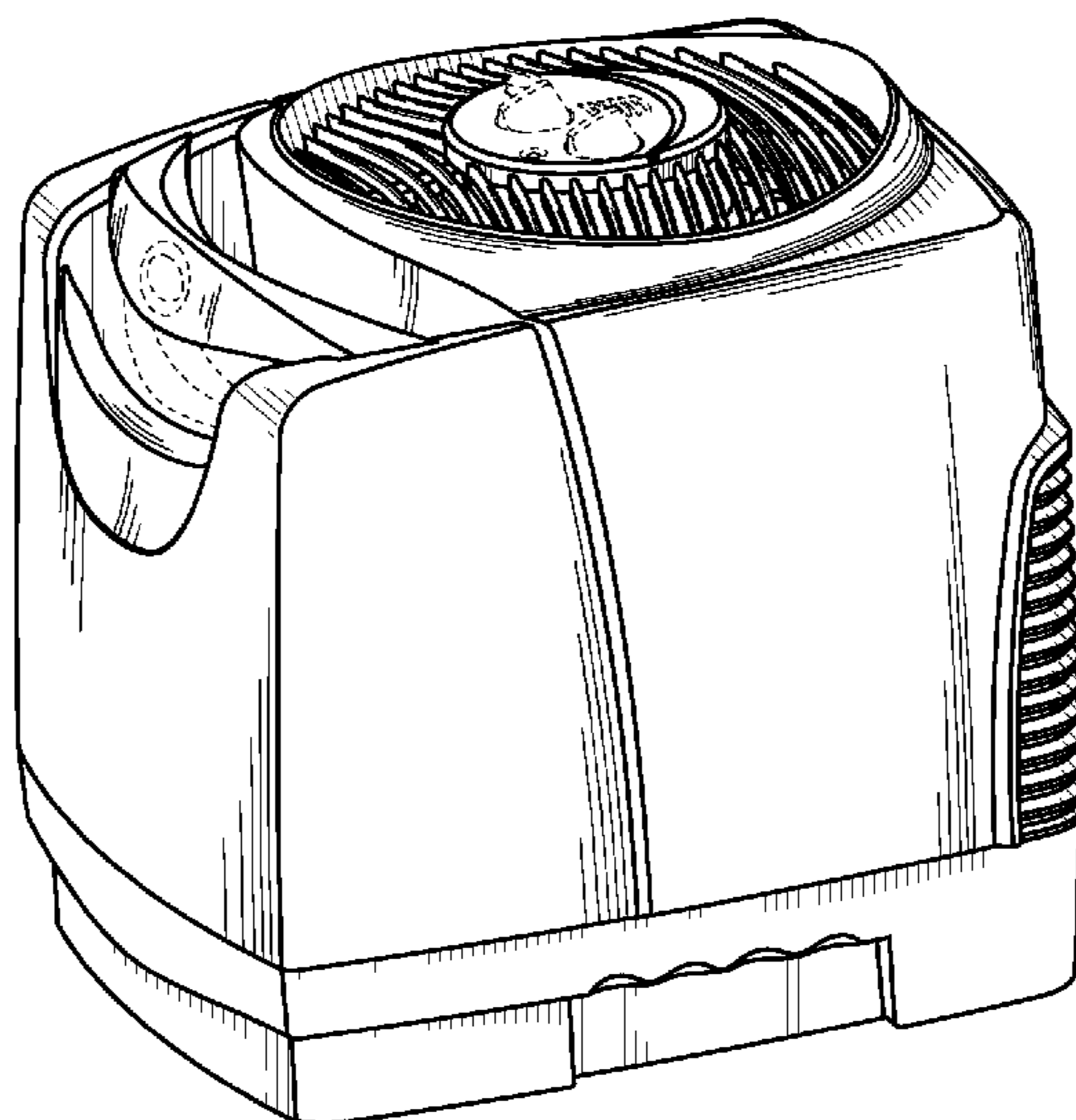


Fig. 1

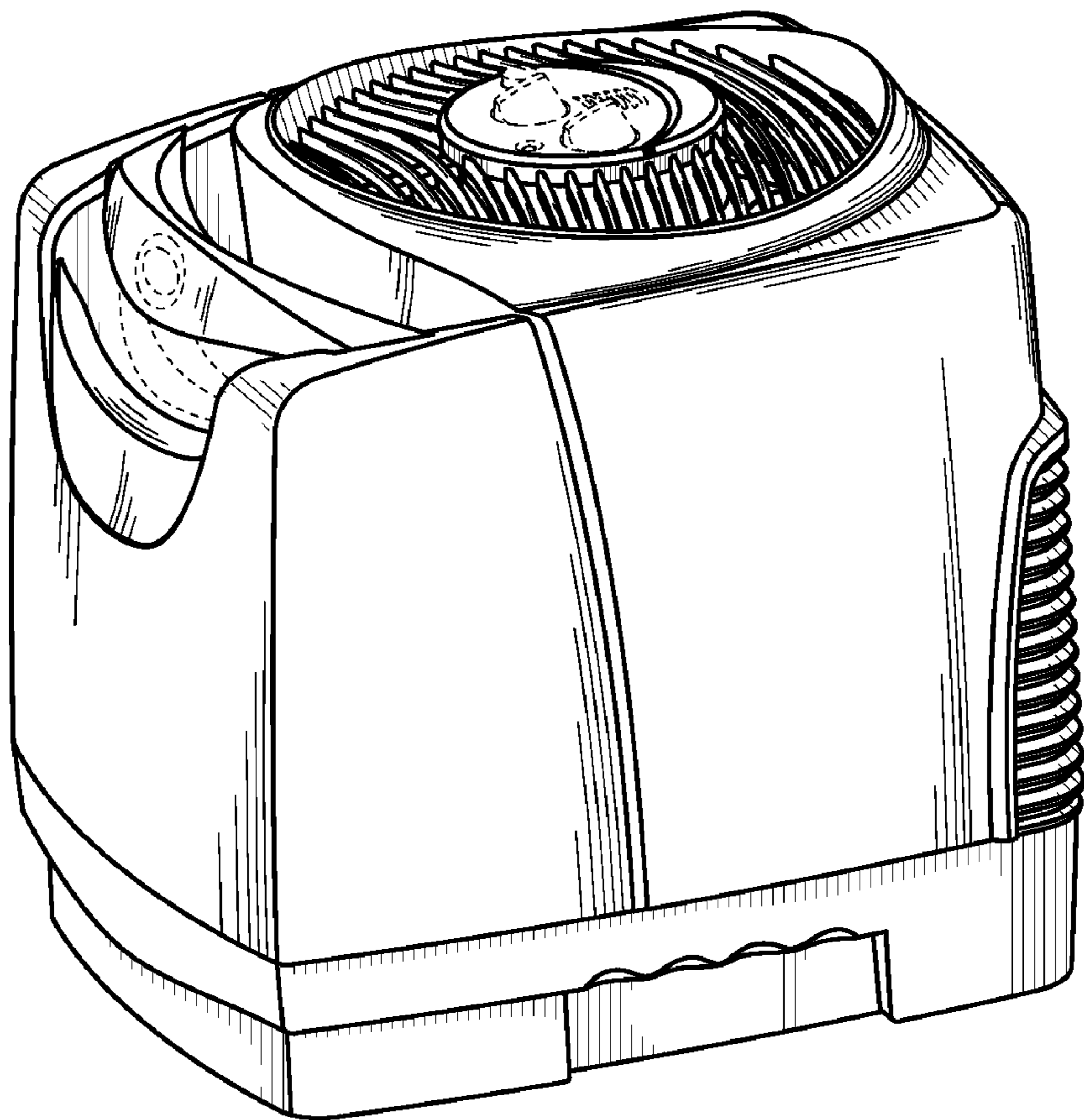


Fig. 2

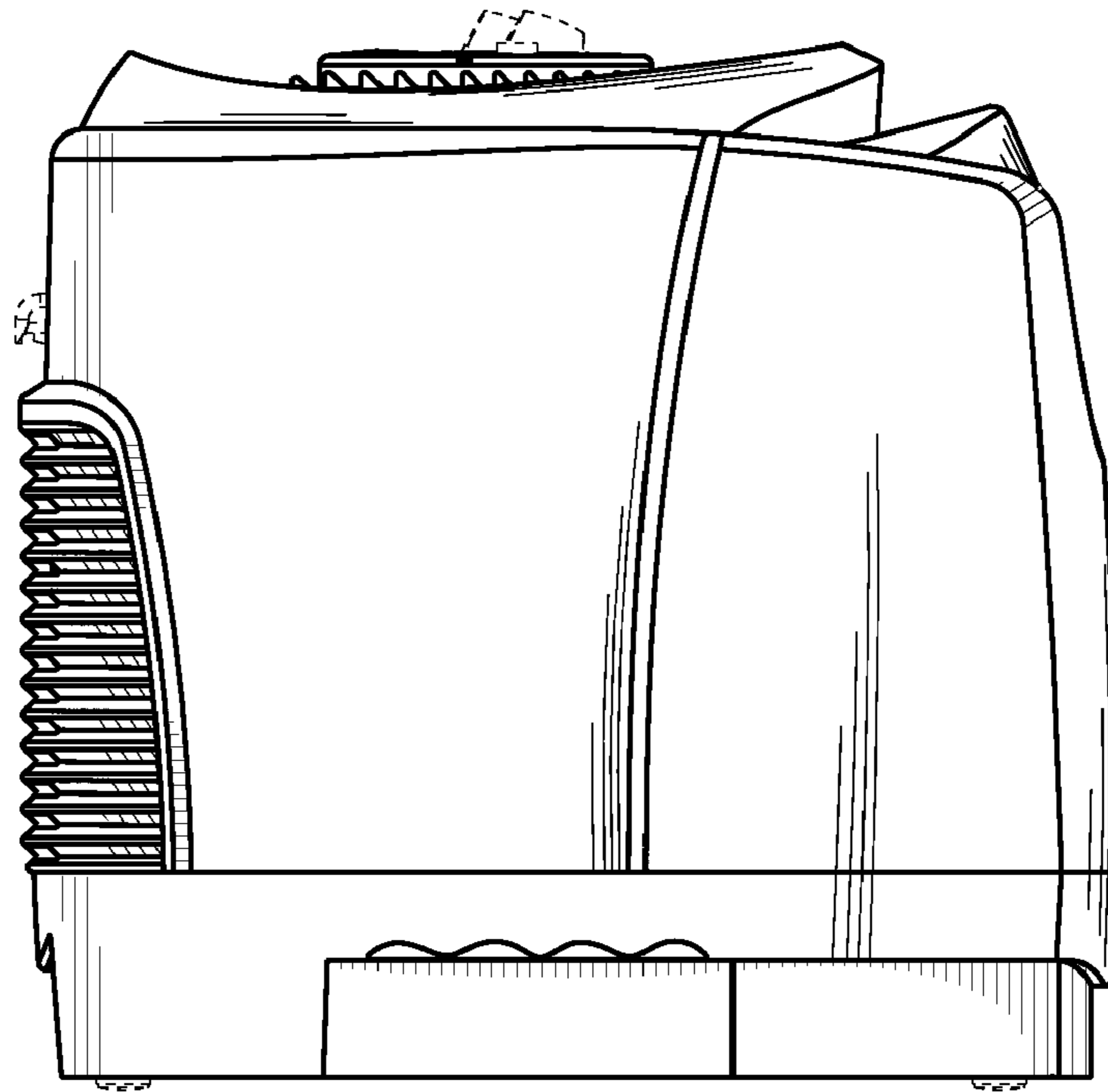


Fig. 3

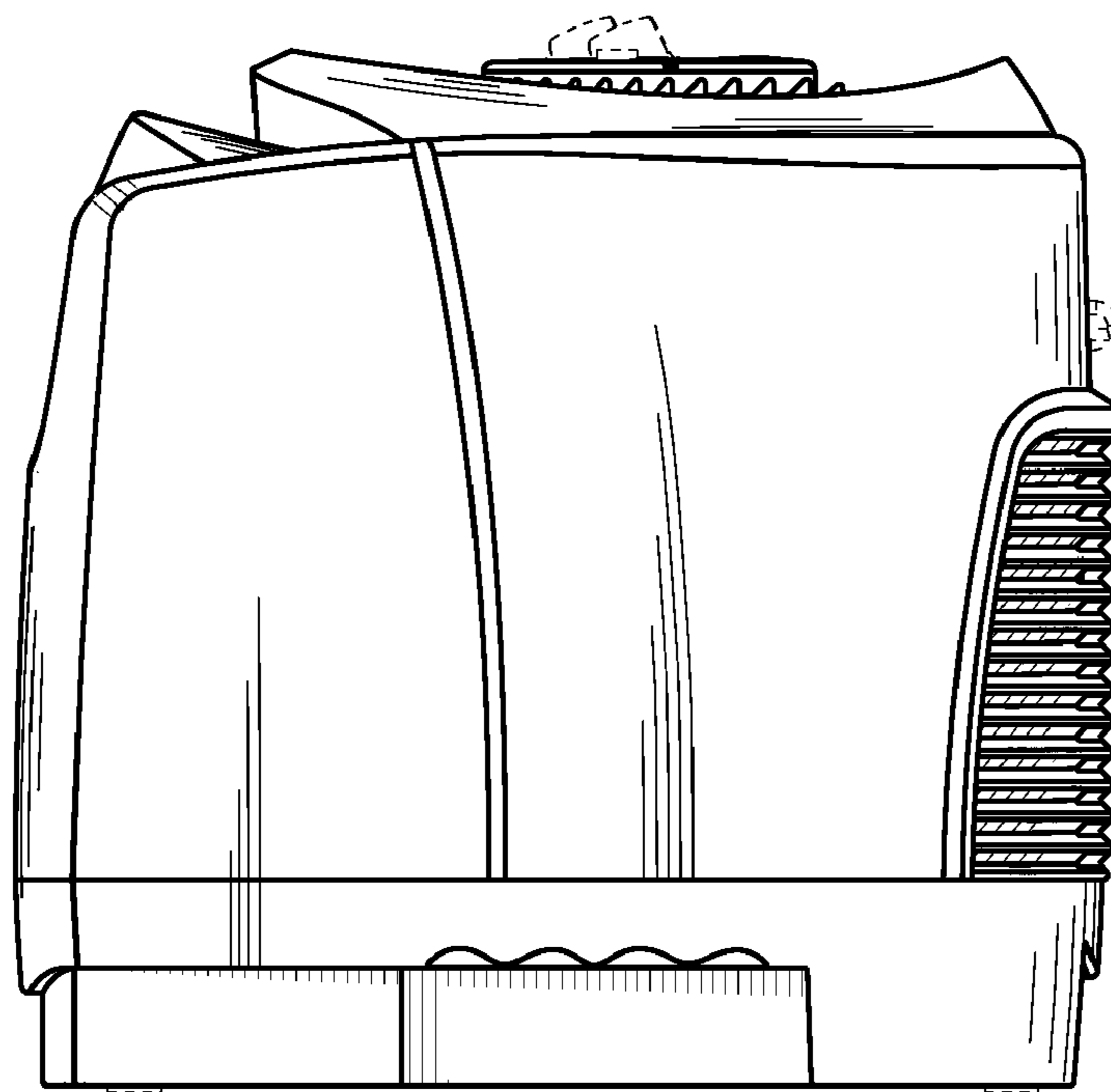


Fig. 4

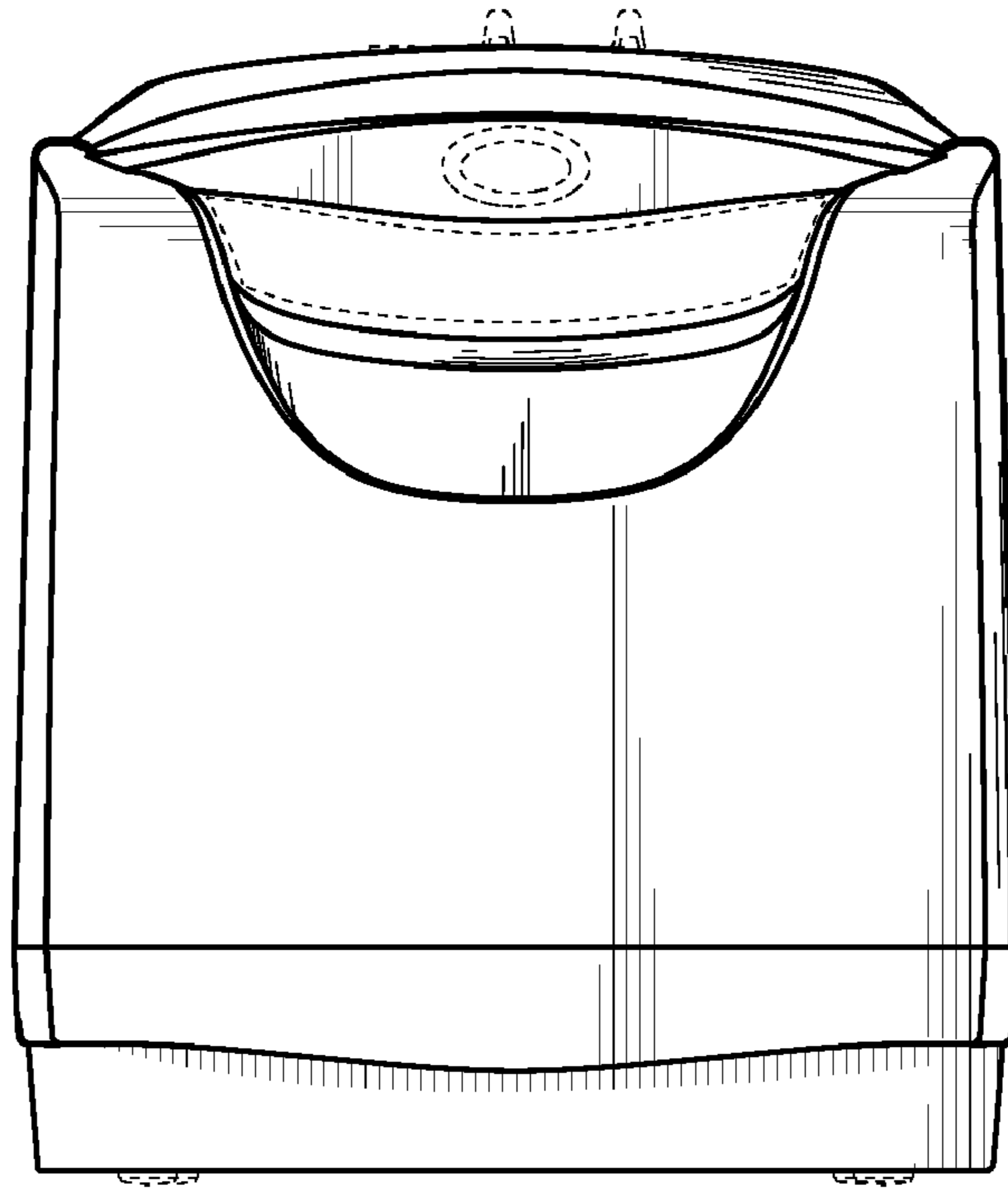


Fig. 5

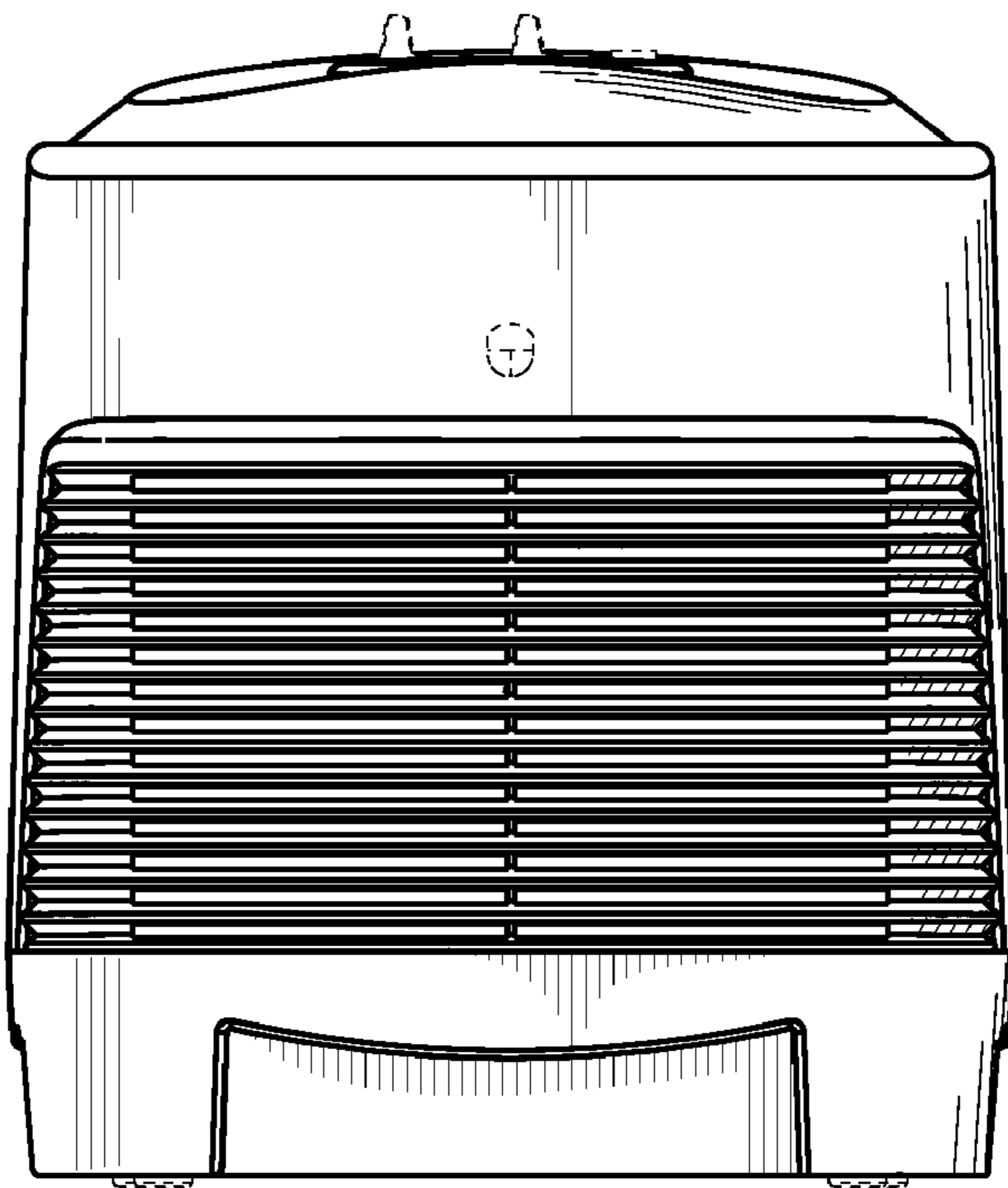


Fig. 6

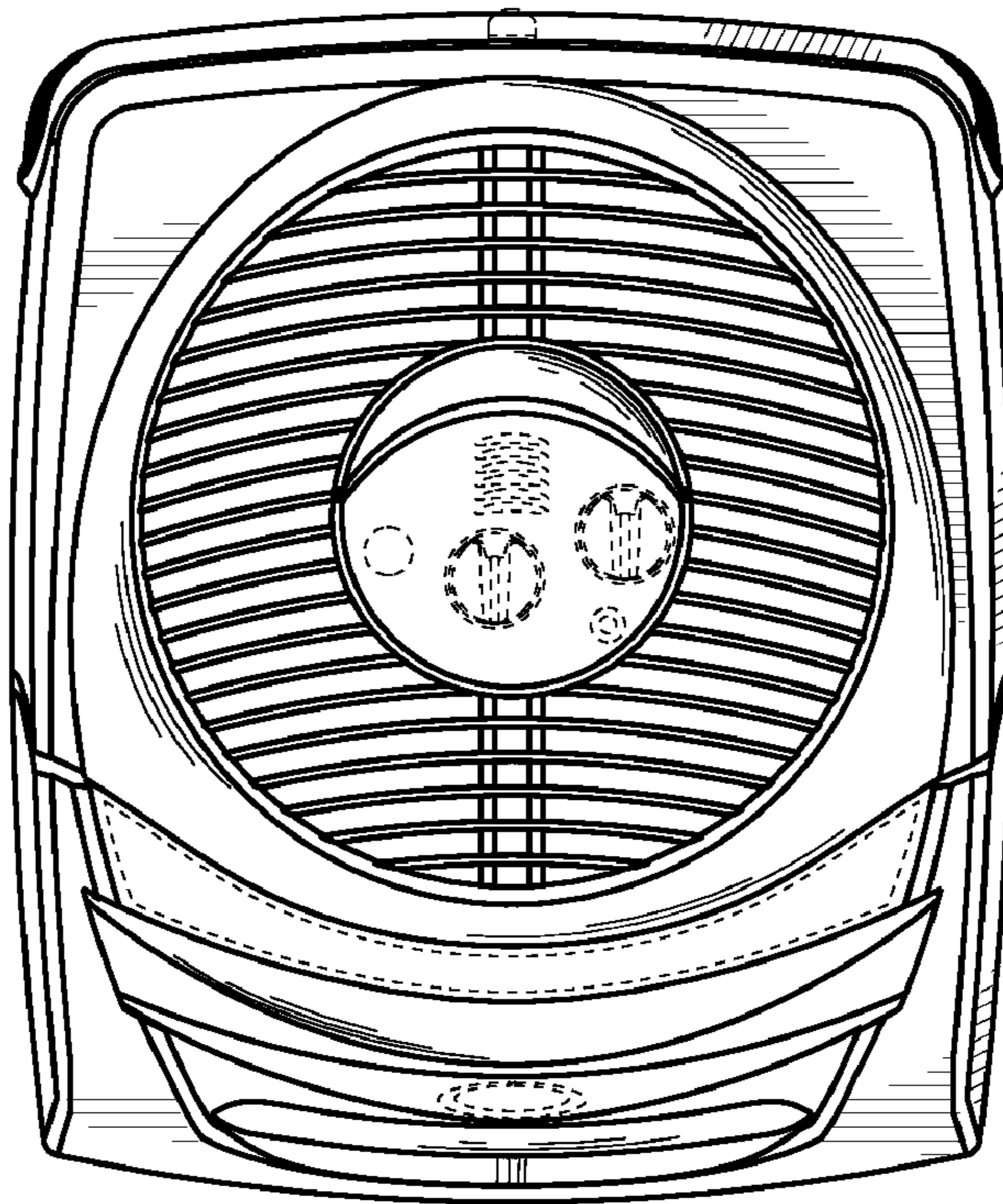


Fig. 7

