

US00D597183S

(12) **United States Design Patent**
Choi

(10) **Patent No.:** **US D597,183 S**

(45) **Date of Patent:** **** *Jul. 28, 2009**

(54) **FITTING**

(76) Inventor: **Yuk Nam Choi**, 2235-202,
Jindalreamaeul, WonmiGu Bucheonsi
GyeonggiDo (KR)

(**) Term: **14 Years**

(21) Appl. No.: **29/304,473**

(22) Filed: **Mar. 3, 2008**

(30) **Foreign Application Priority Data**

Sep. 26, 2007 (EP) 000796933

(51) **LOC (9) Cl.** **23-01**

(52) **U.S. Cl.** **D23/263**

(58) **Field of Classification Search** D23/213,
D23/249, 257, 259, 260, 261, 262, 263, 264,
D23/265, 266, 267, 268; 285/82, 93, 305,
285/322, 323, 308, 348, 351, 422, 906; D15/7;
4/675-678; 403/291, 300

See application file for complete search history.

(56) **References Cited**

U.S. PATENT DOCUMENTS

4,590,960 A * 5/1986 Koble, Jr. 285/39

5,215,335 A * 6/1993 Hamm, Jr. 285/39

D463,537 S * 9/2002 Koza et al. D23/260

2002/0167166 A1 * 11/2002 Klein et al. 285/251

2003/0057699 A1 * 3/2003 Persohn et al. 285/39

* cited by examiner

Primary Examiner—Cathron C Brooks

Assistant Examiner—Michael A Pratt

(74) *Attorney, Agent, or Firm*—Notaro & Michalos P.C.

(57) **CLAIM**

The ornamental design for a fitting, as shown and described.


DESCRIPTION

FIG. 1 is a front elevational view of a fitting showing my new design therefor, the rear view being identical;

FIG. 2 is a top plan view thereof, the bottom plan view being identical; and,

FIG. 3 is a left side view thereof, the right side view being identical, the portions shown in broken lines forming no part of the design.

1 Claim, 3 Drawing Sheets






FIG. 1




FIG. 2

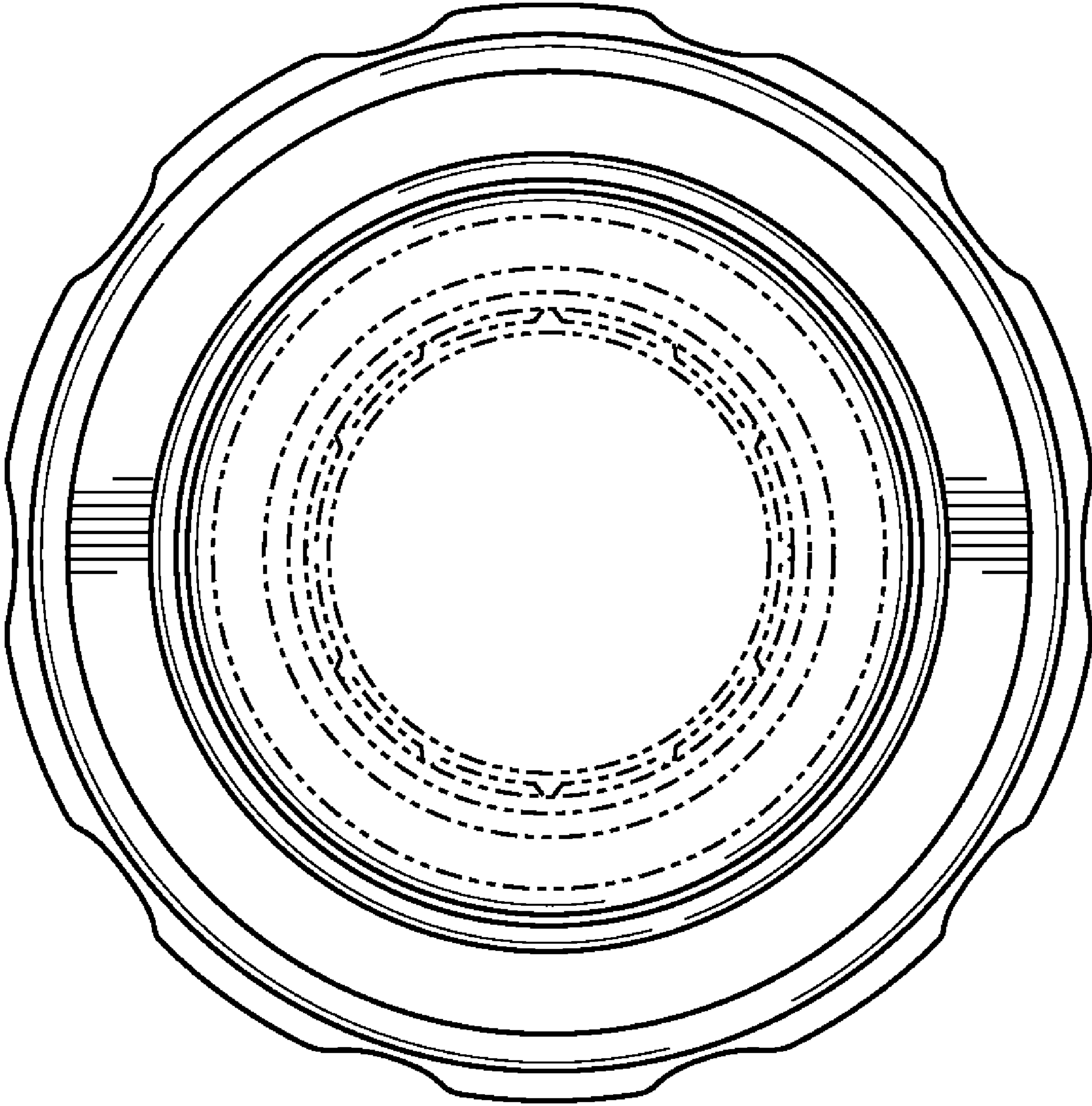


FIG. 3