



US00D597177S

(12) **United States Design Patent**
Lin

(10) **Patent No.:** **US D597,177 S**
(45) **Date of Patent:** **** Jul. 28, 2009**

(54) **FAUCET**

(75) Inventor: **Wen-Tsung Lin**, Dacheng Township,
Changhua County (TW)

(73) Assignee: **Hsue Sam Enterprise Co., Ltd.**,
Changhua County (TW)

(**) Term: **14 Years**

(21) Appl. No.: **29/328,692**

(22) Filed: **Dec. 1, 2008**

(51) **LOC (9) Cl.** **23-01**

(52) **U.S. Cl.** **D23/251**

(58) **Field of Classification Search** D23/200,
D23/238-257; D6/512, 546, 550; D8/300,
D8/307-308, 310-312, 321; 4/675-678;
137/801; 16/110.1, 441

See application file for complete search history.

(56) **References Cited**

U.S. PATENT DOCUMENTS

D381,398 S	*	7/1997	Doughty et al.	D23/241
D384,393 S	*	9/1997	Doughty et al.	D23/241
D384,396 S	*	9/1997	Doughty et al.	D23/241
D401,673 S	*	11/1998	Steffes	D23/241
D407,798 S	*	4/1999	Pitsch	D23/241
D410,527 S	*	6/1999	Chang et al.	D23/241

D418,579 S	*	1/2000	Pitsch et al.	D23/242
D427,288 S	*	6/2000	Ko	D23/241
D427,666 S	*	7/2000	Wei et al.	D23/255
D435,636 S	*	12/2000	Kolada	D23/241
D464,117 S	*	10/2002	Blomstrom	D23/241
D496,432 S	*	9/2004	Ouyoung	D23/238
D533,921 S	*	12/2006	Kemp	D23/238

* cited by examiner

Primary Examiner—T. Chase Nelson

Assistant Examiner—Mark Cavanna

(74) *Attorney, Agent, or Firm*—Alan Kamrath; Kamrath &
Associates PA

(57) **CLAIM**

The ornamental design for a faucet, as shown and described.

DESCRIPTION

FIG. 1 is a perspective view of a faucet showing my design;

FIG. 2 is a front elevational view thereof;

FIG. 3 is a rear elevational view thereof;

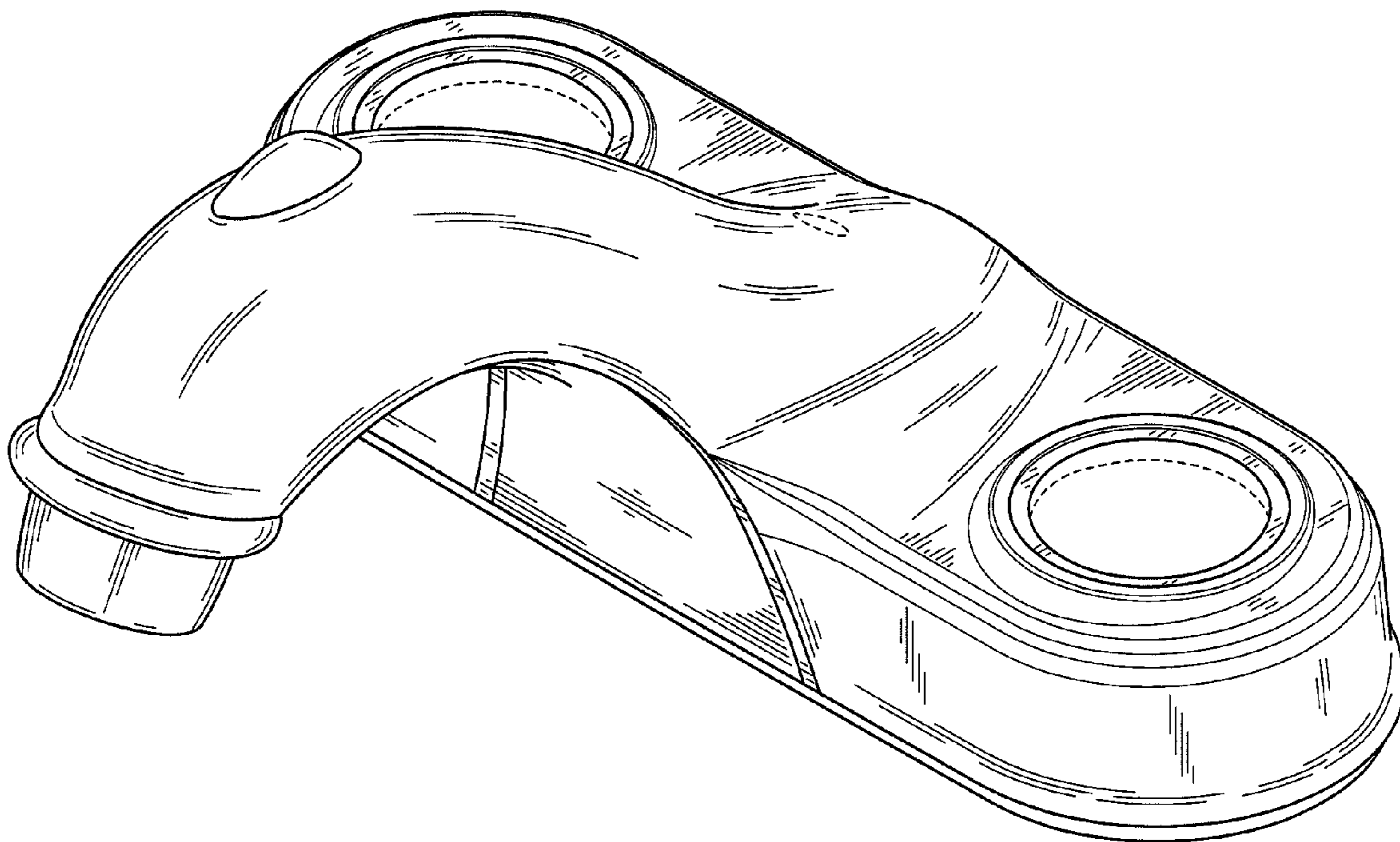
FIG. 4 is a left side elevational view thereof;

FIG. 5 is a right side elevational view thereof; and,

FIG. 6 is a top plan view thereof.

The broken line(s) shown in FIGS. 1, 2, 3 and 6 which define the bounds of the claimed design form no part thereof.

1 Claim, 5 Drawing Sheets



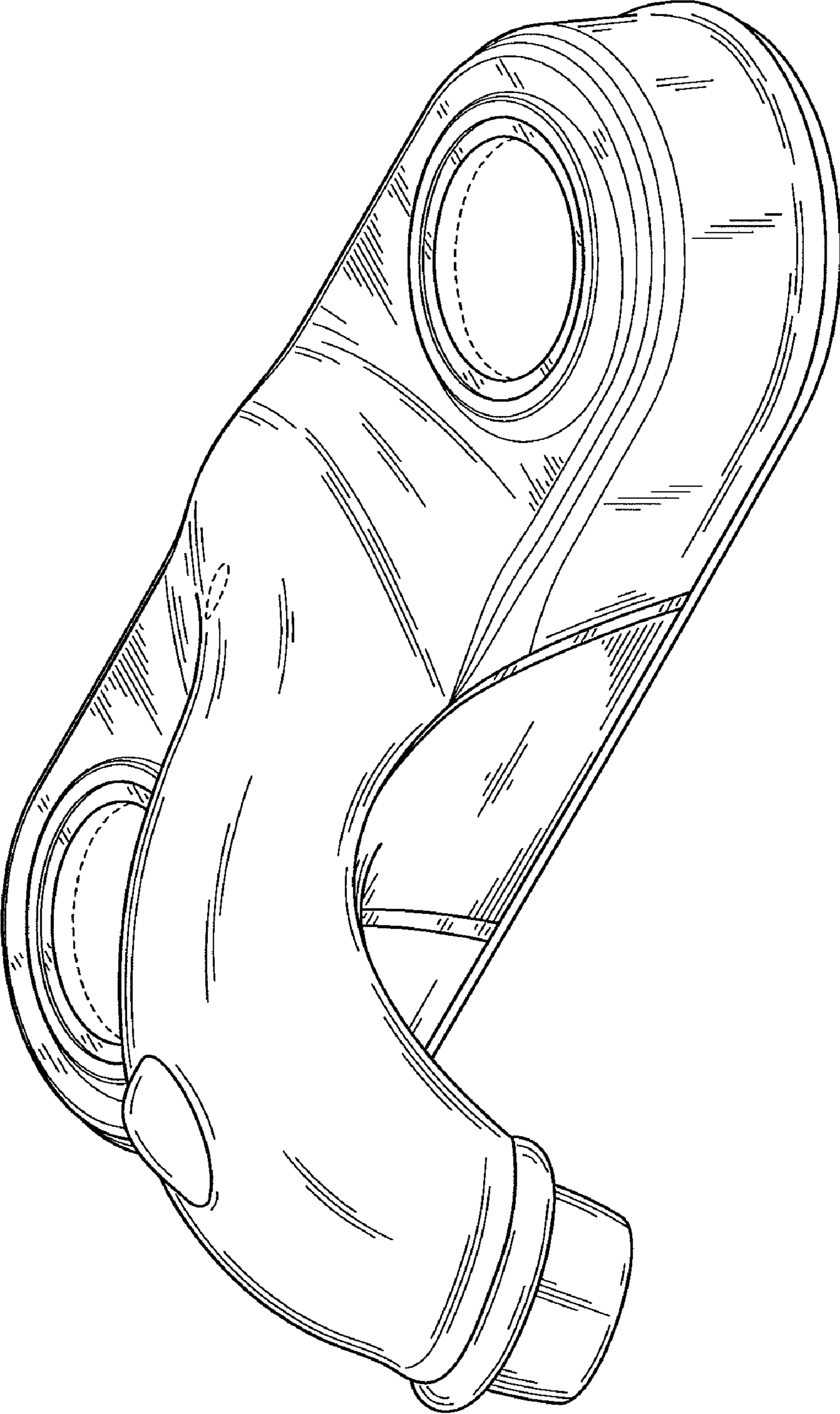


FIG. 1

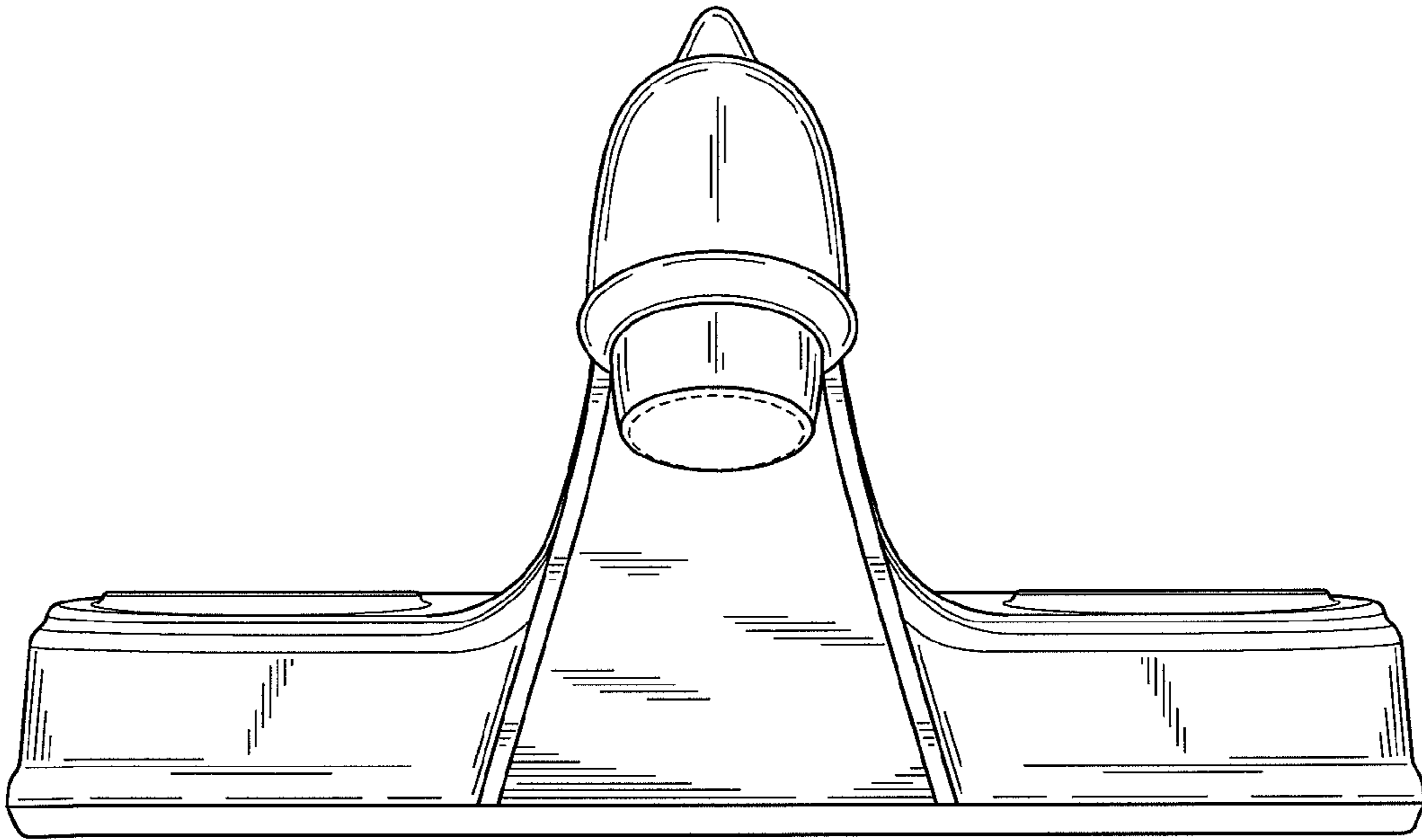


FIG. 2

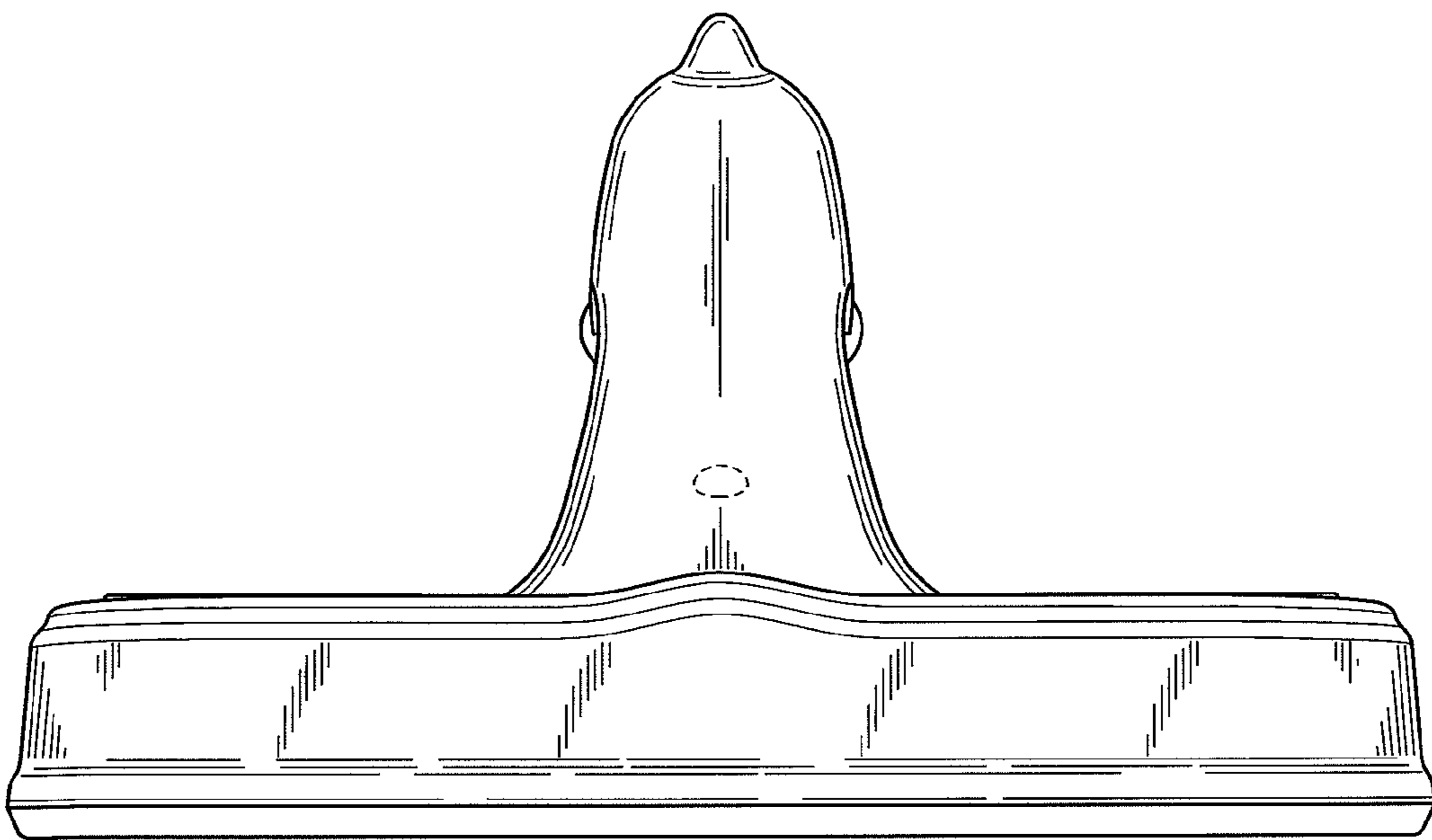


FIG. 3




FIG. 4



FIG. 5

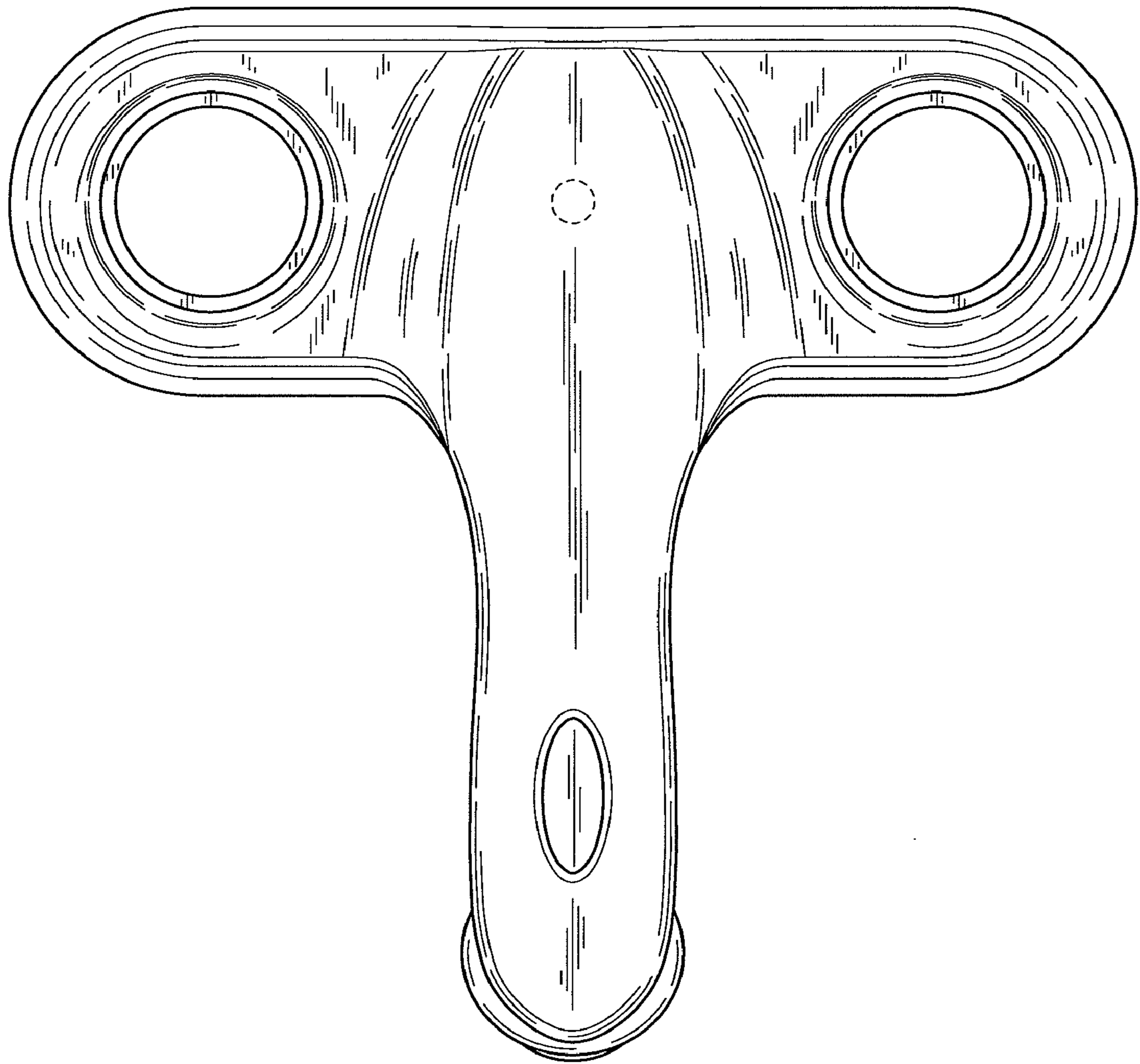


FIG. 6