

US00D597168S

(12) **United States Design Patent**
Gerard

(10) **Patent No.:** **US D597,168 S**
(45) **Date of Patent:** **** Jul. 28, 2009**

(54) **FAKE FISHING BAIT**

D432,200 S * 10/2000 Heuke D22/126
D560,747 S 1/2008 Shelton

(76) Inventor: **George Gerard**, 212 S. State St.,
AuSable, MI (US) 48750

* cited by examiner

(**) Term: **14 Years**

Primary Examiner—Catherine R Oliver
(74) *Attorney, Agent, or Firm*—Weiner & Burt, P.C.; Irving
M. Weiner; Pamela S. Burt

(21) Appl. No.: **29/305,685**

(22) Filed: **Mar. 26, 2008**

(57) **CLAIM**

(51) **LOC (9) Cl.** **22-05**

The ornamental design for a fake fishing bait, as shown and described.

(52) **U.S. Cl.** **D22/125**

(58) **Field of Classification Search** D22/125–133;
43/42.24, 42.26, 42.28, 42.35, 42.39, 42.45,
43/42.48; D19/34; D20/22; D11/165, 168
See application file for complete search history.

DESCRIPTION

(56) **References Cited**

U.S. PATENT DOCUMENTS

D228,392 S * 9/1973 Maxwell D22/131
3,879,683 A 4/1975 Strader
5,333,405 A 8/1994 Bowles
5,465,523 A 11/1995 Garst
D398,698 S * 9/1998 Tirone, Jr. D22/126
D422,046 S * 3/2000 Couch D22/126

FIG. 1 is a perspective view of a fake fishing bait showing my new design;

FIG. 2 is a left side view of the FIG. 1 device;

FIG. 3 is a bottom view of the FIG. 1 device;

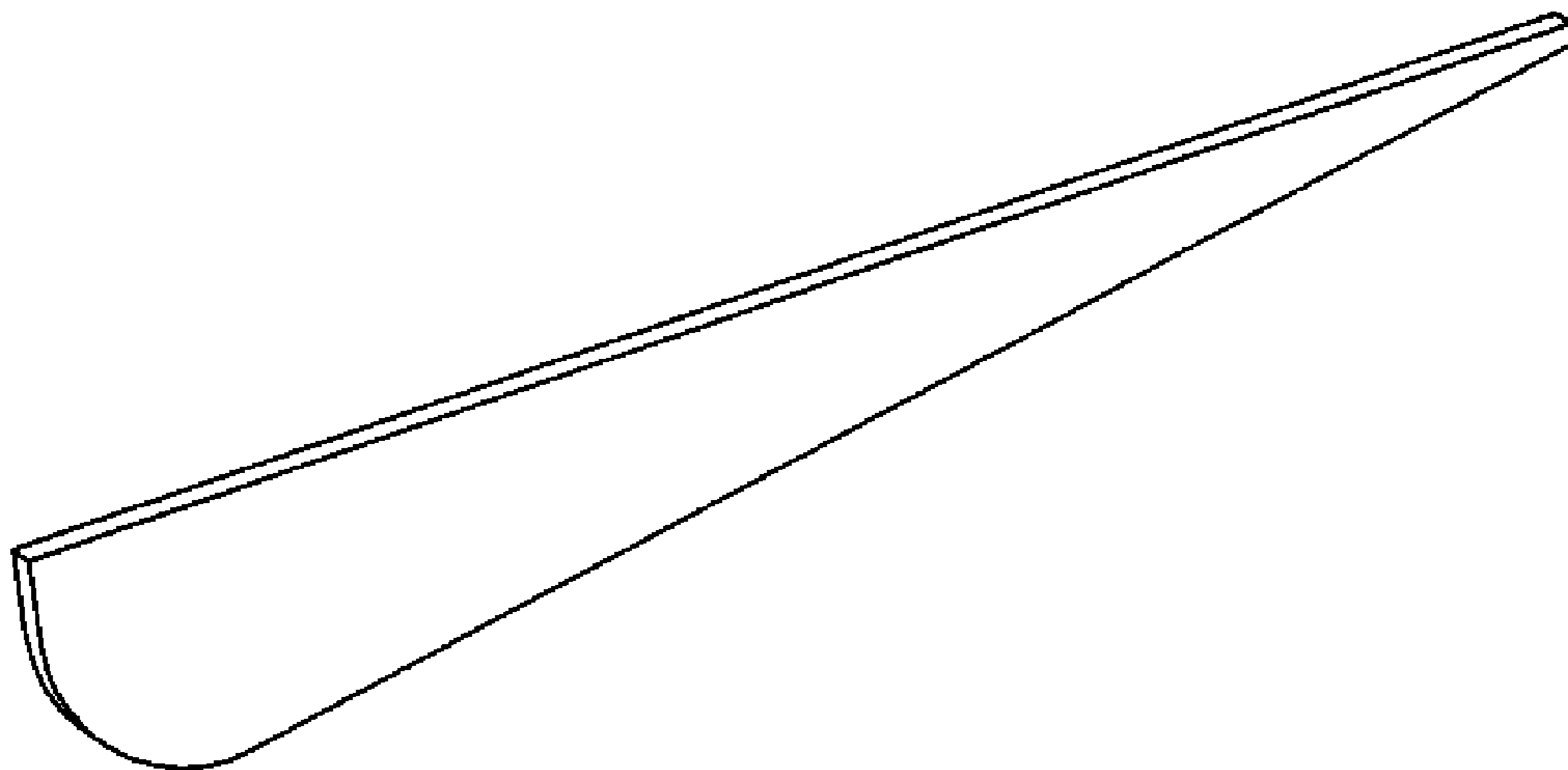
FIG. 4 is a right view of the FIG. 1 device;

FIG. 5 is a top plan view of the FIG. 1 device;

FIG. 6 is a front end view of the FIG. 1 device; and,

FIG. 7 is a rear end view of the FIG. 1 device.

1 Claim, 1 Drawing Sheet




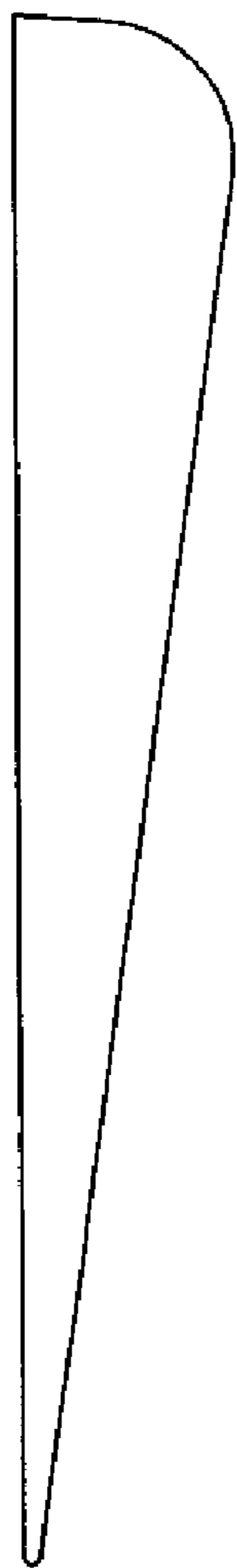
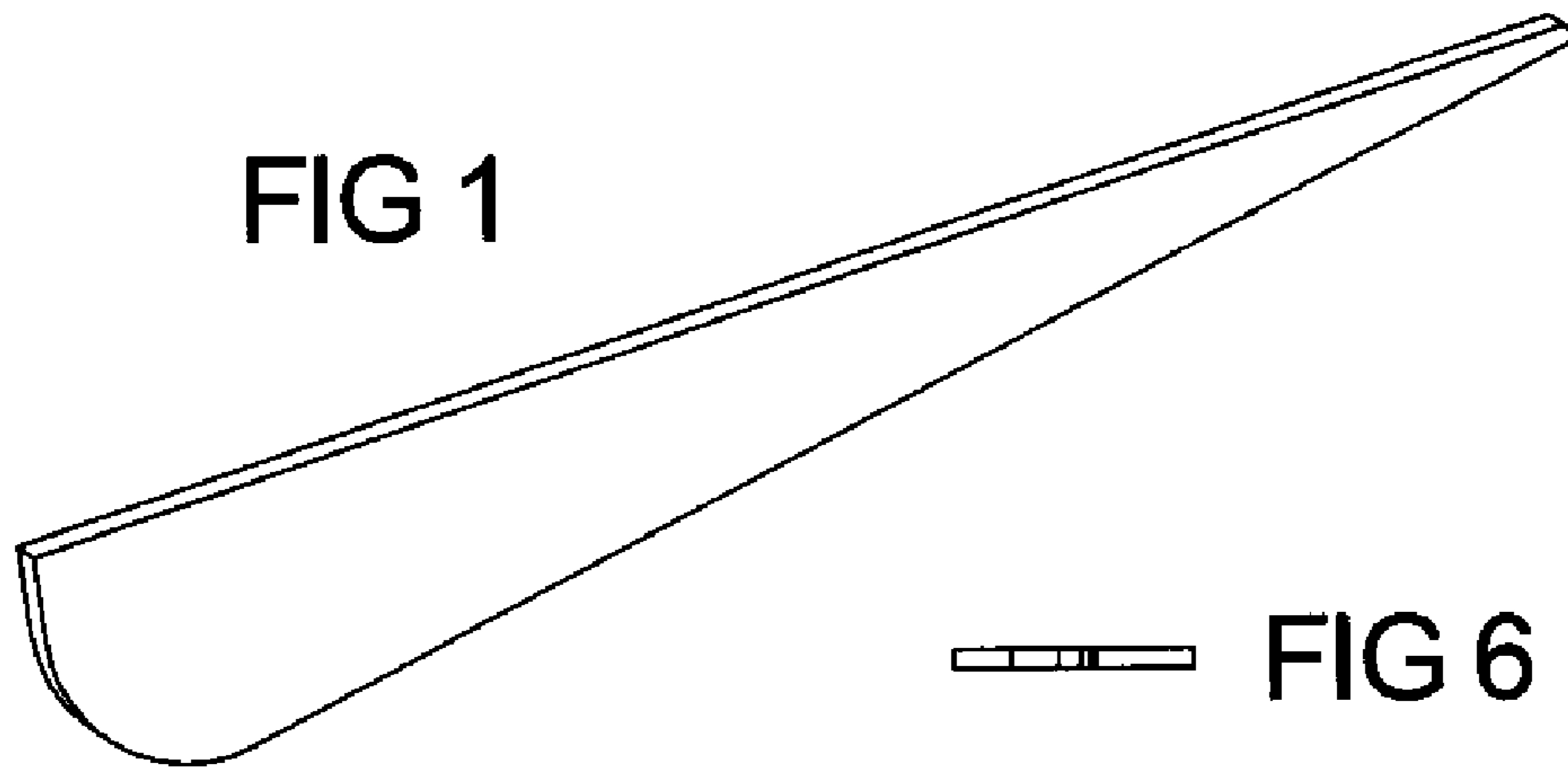


FIG 2

FIG 3

FIG 4

FIG 5

